

# COVER SHEET

0 0 0 0 0 1 1 3 1 5 6

S T I E D U C A T I O N S E R V I C E S  
 G R O U P , I N C .

(Company's Full Name)

S T I A C A D E M I C C E N T E R  
 O R T I G A S - C A I N T A , O R T I G A S A V E N U E  
 E X T E N S I O N , C A I N T A R I Z A L 1 9 0 0

(Business Address : No. Street City / Town / Province)

ARSENIO C. CABRERA, JR.

Contact Person

(6 3 2) 8 8 1 2 1 7 8 4

Company Telephone Number

0 6

3 0

Month Day

Fiscal Year

Definitive Information Statement

FORM TYPE

1st Thursday of November

Month Day

Annual Meeting

Secondary License Type, If Applicable

Dept. Requiring this Doc.

Amended Articles Number/Section

Total No. of Stocholders

Total Amount of Borrowings

Domestic

Foreign

To be accomplished by SEC Personnel concerned

File Number

LCU

Document I.D.

Cashier

S T A M P S



## NOTICE OF ANNUAL STOCKHOLDERS' MEETING

### TO ALL STOCKHOLDERS:

Please be informed that the Annual Stockholders' Meeting ("ASM") of **STI EDUCATION SERVICES GROUP, INC.** ("STI ESG") will be held and conducted virtually via remote communication through Microsoft Teams on **Friday, 16 December 2022, at 3:00 p.m.**, for the following purposes:

1. Call to Order
2. Certification of Notice and Quorum
3. Approval of the Minutes of the 26 November 2021 Stockholder's Meeting
4. Management Report
5. Approval of Parent and Consolidated Audited Financial Statements of the Company as at and for the fiscal year ending 30 June 2022
6. Ratification of all legal acts, resolutions and proceedings of the Board of Directors and of Management, done in the ordinary course of business from 26 November 2021 up to 16 December 2022
7. Election of Directors
8. Appointment of External Auditors
9. Adjournment

The record date for stockholders entitled to notice and vote at the Annual Stockholders' Meeting is set on 18 November 2022 ("Stockholders of Record").

To ensure the welfare and safety of our stockholders, the 2022 Annual Stockholders' Meeting of STI ESG will be conducted virtually. Stockholders of Record may attend/participate via proxy, remote communication or vote in absentia. For the detailed registration and voting procedures, please visit <https://www.sti.edu/asm2022> and refer to the "**Guidelines for Participation via Remote Communication and Voting in Absentia and through Proxy**".


Stockholders who wish to participate in the meeting via remote communication and to vote in absentia should notify the Office of the Corporate Secretary through a Letter of Intent to be sent via e-mail to [corsec@sti.edu](mailto:corsec@sti.edu) on or before 1 December 2022. Validated stockholders will be provided access to the live streaming of the meeting and can cast their votes in absentia by submitting accomplished voting forms via email to [corsec@sti.edu](mailto:corsec@sti.edu) on or before 9 December 2022 through the Company's secure online voting facility. All votes cast shall be subject to validation. LOIs and voting forms may be downloaded at <https://www.sti.edu/asm2022>

The Company is not soliciting for proxies. Stockholders who are unable to join the meeting but wish to vote on items in the agenda by proxy must submit their duly accomplished proxy forms via email to [corsec@sti.edu](mailto:corsec@sti.edu), not later than on 9 December 2022.

Stockholders of record may send their queries and comments to the Management Report and other items in the Agenda to [corsec@sti.edu](mailto:corsec@sti.edu) on or before 9 December 2022.

The Definitive Information Statement containing the attendance/voting (via remote communication) and election procedures, along with the Notice, Agenda, Proxy/Ballot, Management Report, SEC Form 17-A, and other information related to the Annual Stockholders' Meeting can be accessed at <https://www.sti.edu/asm2022>

Very truly yours,



**ARSENIO C. CABRERA, JR.**  
*Corporate Secretary*



## AGENDA OF 2022 ANNUAL STOCKHOLDERS' MEETING

1. Call to Order
2. Certification of Notice and Quorum
3. Approval of the Minutes of the 26 November 2021 Stockholder's Meeting
4. Management Report
5. Approval of Parent and Consolidated Audited Financial Statements of the Company as at and for the fiscal year ending 30 June 2022
6. Ratification of all legal acts, resolutions and proceedings of the Board of Directors and of Management, done in the ordinary course of business from 26 November 2021 up to 16 December 2022
8. Election of Directors
9. Appointment of External Auditors
10. Adjournment

## EXPLANATION AND RATIONALE OF EACH ITEM IN THE AGENDA

### 1. Call to order

The Chairman of the Board (the "Board"), Mr. Jesli A. Lapus, will call the meeting to order.

### 2. Certification of notice and quorum

The Corporate Secretary will certify that notices of the Annual Stockholders' Meeting ("ASM") were distributed to the stockholders of record at least fifteen (15) days before the date of the ASM. Atty. Carl Mark A. Ganhinhin of STI ESG shall issue a Certification attesting to the delivery of the ASM Notice. Copy of the ASM Notice was also posted at the Company's website.

The Corporate Secretary will further certify the presence of a quorum. The stockholders representing a majority of the outstanding voting capital stock of the Company, present in person or by proxy, shall constitute a quorum for the transaction of the business.

Except for the amendment of Articles of Incorporation, all the items in the Agenda requiring approval by the stockholders will need the affirmative vote of stockholders representing at least a majority of the outstanding voting capital stock of the Company present at the ASM. Each one (1) outstanding share of stock entitles the registered stockholders to one (1) vote.

### 3. Approval of the Minutes of the Annual Stockholders Meeting held on 26 November 2021

The minutes are available at the Company website, <https://www.sti.edu/asm2022>

A motion for the approval of the following resolution will be presented:

*"RESOLVED, That the Minutes of the Annual Stockholders' meeting held on 26 November 2021 as appearing in the Minutes Book of the Corporation be approved."*

The affirmative vote of stockholders representing at least a majority of the outstanding voting capital stock of the Company present at the ASM is necessary to approve the resolution.

### 4. The Management Report

The President, Mr. Peter K. Fernandez, shall render the Management Report, which provides the highlights of the performance of the Company for FY 2021-2022 and the outlook of the Company for FY 2022-2023 and beyond.

The President shall also report on the significant operational and financial performance as well as the milestones and achievements of the Company for FY 2021-2022. The report will also include significant events affecting the Company's performance for FY 2021-2022.

The Annual Report is also posted on the Company's website, <https://www.sti.edu/asm2022>. A resolution noting the Management Report will be presented to the stockholders for adoption.

Below is the proposed resolution:

*"RESOLVED, that that the Management Report for FY 2021-2022 be noted and approved."*

The affirmative vote of stockholders constituting at least a majority of the outstanding voting capital stock of the Company present at the ASM is necessary to approve the resolution.

5. Approval of Parent and Consolidated Audited Financial Statements of the Company as at and for the fiscal year ending 30 June 2022

The approval of Parent and Consolidated Audited Financial Statements (FS) of the Company as at and for the fiscal year ending 30 June 2022 prepared by SyCip Gorres Velayo & Co., will be presented to the stockholders. The FS is attached in the Definitive Information Statement and Annual Report. The Audit and Risk Committee has recommended, and the Board has approved, the FS.

A resolution approving the FS will be presented to the stockholders, who will be given opportunity to ask questions on the Annual Report and the FS.

Below is the proposed resolution:

*"RESOLVED, that the Parent and Consolidated Audited Financial Statements of the Company as at and for the fiscal year ending 30 June 2022 as discussed in the Annual Report be noted and approved."*

The affirmative vote of stockholders constituting at least a majority of the outstanding voting capital stock of the Company present at the ASM is necessary to approve the resolution.

6. Ratification of all legal acts, resolutions and proceedings of the Board of Directors and of Management since the 26 November 2021 Annual Stockholders' Meeting up to 16 December 2022. A list of the corporate acts to be ratified are enumerated in Item 16, pages 21 and 22 of the Definitive Information Statement.

A motion for the approval of the following resolution will be presented:

*"RESOLVED, that all acts, resolutions and proceedings of the Board of Directors and of Management, done in ordinary course of business, since the 26 November 2021 Annual Stockholders' Meeting up to 16 December 2022 be approved, confirmed and ratified."*

The affirmative vote of stockholders constituting at least a majority of the outstanding voting capital stock of the Company present at the ASM is necessary to approve the resolution.

7. Election of directors, including independent directors

In accordance with Section 2, Article IV of the Company's By-Laws and the 2020 Manual on Corporate Governance, the deadline for nominations to the Board was on 8 November 2022. After the deadline, the Corporate Governance Committee evaluated the nominees to the Board and determined that all the nominees, including the nominees for independent directors, have all the qualifications of a director pursuant to the By-Laws and applicable laws. Copies of the curriculum vitae and profiles of the candidates to the Board are provided in the Definitive Information Statement.

The election of the directors shall be by plurality of votes. Every stockholder may vote the number of shares owned by him for as many persons as there are directors to be elected, or cumulate his votes by giving one candidate as many votes as the number of such directors multiplied by the number of his shares shall equal, or distribute such votes on the same principle among as many candidates as he shall see fit. The eleven (11) directors receiving the highest number of votes will be declared elected as directors of the Company.

In evaluating the nominations to the Board, the Corporate Governance Committee was guided by its established nomination principles and procedures set forth hereafter.

8. Appointment of external auditor

A resolution for the approval of the appointment of the Company's external auditor will be presented to the stockholders. The Audit and Risk Committee has recommended, and the Board has approved the appointment of SyCip Gorres Velayo & Co. as the external auditor of the Company.

The profile of the proposed external auditors is provided in the Definitive Information Statement.

Below is the proposed resolution:

*"RESOLVED, to approve the appointment of SyCip Gorres Velayo & Co. as external auditor of the Corporation for the FY 2022-2023."*

The affirmative vote of stockholders representing at least a majority of the outstanding voting capital stock of the stock of the Company present at the ASM is necessary to approve the resolution.

9. Consideration of such other business as may properly come before the meeting

Any relevant questions or comments received by the Office of the Corporate Secretary via email within the prescribed period given by registered stockholders shall be properly acknowledged, noted and addressed, accordingly.

## 10. Adjournment

Upon confirmation by the Corporate Secretary that there are no other matters to be considered, and on motion by a stockholder duly seconded, the Chairman will declare the meeting adjourned. The meeting proceedings shall be recorded in audio and video format to be safe kept by the Office of the Corporate Secretary and shall be made available in a secured manner to stockholders upon request by sending an email to [corsec@sti.edu](mailto:corsec@sti.edu).



**STI EDUCATION SERVICES GROUP, INC.**  
**2022 ANNUAL STOCKHOLDERS' MEETING**  
**Friday, 16 December 2022 at 3:00 p.m.**  
**Via remote communication through Microsoft Teams**

**Guidelines for Participating via Remote Communication through Microsoft Teams and Voting in Absentia and through Proxy**

A. Attendance by Remote Communication through Microsoft Teams and Voting in Absentia

1. Stockholders intending to participate by remote communication through Microsoft Teams and/or voting in absentia should notify the Office of the Corporate Secretary through a Letter of Intent (LOI) to be sent via e-mail to [corsec@sti.edu](mailto:corsec@sti.edu) on or before 28 November 2022, complete with the following requirements for validation purposes:

1.1 Indicate the following required information:

- 1.1.1 Complete Registered Name
- 1.1.2 Complete Registered Residential/Mailing Address
- 1.1.3 Active e-Mail Address
- 1.1.4 Active Mobile No.
- 1.1.5 Active Landline No.

1.2 Attach the following documents (e-copy/scanned copy):

- 1.2.1 Valid government-issued ID with photo and signature (scanned front and back)
- 1.2.2 Proof of Ownership, such as, but not limited to, the following:
  - a) Stockholder's certificate (for certificated shares); or
  - b) Broker's certification (for scripless or uncertificated shares); or
  - c) Secretary's certificate for authorized representative (for corporate)
- 1.2.3 Other supporting document, as applicable

A template of the LOI may be downloaded at <https://www.sti.edu/asm2022>

2. The validation process will be completed by the Office of the Corporate Secretary no later than three (3) business days from its receipt of the LOI. The Office of the Corporate Secretary reserves the right to request for additional information and documents, as needed/necessary. Moreover, electronic signature for the required documents shall be allowed while notarization requirement shall not be considered for the meantime, as applicable, given the current situation.
3. Once validated/verified, a stockholder shall be provided a confirmation correspondence with secure links to the virtual meeting platform. For security purposes, the confirmation correspondence which includes access credentials,

links and instructions for participation through remote communication shall only be sent to the stockholder's email address, and if necessary, notification shall be sent to the stockholder's mobile number provided.

4. A stockholder may cast his vote on each of the agenda items as contained in the voting form which may be downloaded at <https://www.sti.edu/asm2022>. Accomplished voting forms may be submitted by email to [corsec@sti.edu](mailto:corsec@sti.edu). Deadline to vote in absentia is on 9 December 2022. Beyond this date, stockholders may no longer avail of the option to vote in absentia. The Office of the Corporate Secretary shall then tabulate all votes, including those casts in absentia and by proxy, to be assisted by the Company. The Corporate Secretary shall report the results of voting during the meeting. For information on counting and tabulation of votes, please refer to "Item 19. Voting Procedures" of the Information Statement.

#### B. Attendance by Proxy

1. In case a stockholder cannot attend the virtual meeting and wishes to be represented, said stockholder shall designate an authorized representative ("Proxy") by submitting a duly-accomplished proxy instrument which may be downloaded at <https://www.sti.edu/asm2022> and submitted on or before 9 December 2022 via email to [corsec@sti.edu](mailto:corsec@sti.edu), complete with the following requirements for validation purposes:

1.1 For the stockholder, attach the following documents (e-copy):

- 1.1.1 Valid government-issued ID (with photo)
- 1.1.2 Proof of Ownership, such as, but not limited to, the following:
  - a) Stockholder's certificate (for certificated shares); or
  - b) Broker's certification (for scripless or uncertificated shares); or
  - c) Secretary's certificate for authorized representative (for corporate)
- 1.1.3 Other supporting document, as applicable

1.2 For the Proxy, attach the following document (e-copy):

- 1.2.1 Valid government-issued ID (with photo)

1.3 A stockholder may designate the Chairman of the Meeting as Proxy. Likewise, if no name is indicated, the Chairman of the Meeting will act as the Proxy.

2. The validation process will be completed by the Office of the Corporate Secretary no later than three (3) business days from its receipt of the duly-accomplished proxy instrument. The Corporate Secretary reserves the right to request for additional information and documents, as needed/necessary. Moreover, electronic signature for the required documents shall be allowed while notarization requirement shall not be considered for the meantime, as applicable, given the current situation.

3. Once validated/verified, a stockholder shall be provided a confirmation correspondence with secure link to the virtual meeting platform. For security purposes, the confirmation correspondence which includes links and instructions for participation through remote communication shall only be sent to the stockholder's email address, and if necessary, notification shall be sent to the stockholder's mobile number provided. It is the duty of the stockholder to securely provide the information on access credentials and instructions to the Proxy.

#### C. Participation and Determination of Quorum and Votes

1. Only those shareholders who have notified the Company of their intention to participate in the Meeting by remote communication, together with the stockholders who voted in absentia and by proxy, will be included in the determination of quorum at the meeting. By participating remotely and by proxy, a stockholder shall be deemed present for purposes of quorum.
2. Due to logistical limitations of the meeting conducted virtually, voting and open forum/discussion will not be possible during the virtual meeting. However, a stockholder, once verified/ registered, will be given an opportunity to raise any relevant questions or express an appropriate comment limited to the agenda items by sending an email to [corsec@sti.edu](mailto:corsec@sti.edu) not later than 9 December 2022 to be properly noted and addressed accordingly. Any relevant questions or comments received by the Office of the Secretary via email within the prescribed period given by registered stockholders shall be properly acknowledged, noted and addressed accordingly. Questions and comments not taken up during the meeting shall be addressed directly via email by the Company.
3. The Office of the Corporate Secretary shall take down minutes of the meeting accordingly and shall note all comments and other relevant matters discussed covering the agenda of the meeting. The meeting proceedings shall be recorded in audio and video format to be safekept by the Office of the Corporate Secretary and shall be made available in a secured manner to stockholders upon request by sending an email to [corsec@sti.edu](mailto:corsec@sti.edu).
4. The Office of the Corporate Secretary shall ensure confidentiality of all votes for tabulation, including those casts in absentia and by proxy. The Corporate Secretary shall report the results of voting during the meeting. For information on counting and tabulation of votes, please refer to "Item 19. Voting Procedures" of this Information Statement.

---

For ASM-related matters, please go to: <https://www.sti.edu/asm2022>. For ASM-related queries, please send an email to [corsec@sti.edu](mailto:corsec@sti.edu). For account updating/validation concerns, please get in touch with the Company's Corporate Secretary, Atty. Arsenio C. Cabrera, Jr., via email to [corsec@sti.edu](mailto:corsec@sti.edu).

Date :  
From :  
To : The Office of the Corporate Secretary  
([corsec@sti.edu](mailto:corsec@sti.edu))  
Subject: Letter of Intent (LOI) to Participate in STI EDUCATION SERVICES GROUP,  
INC. ("STI ESG") 2022 Annual Stockholders' Meeting ("ASM")

---

This is to express my intent to participate in STI ESG's 2022 ASM to be held virtually on Friday, 16 December 2022 at 3:00 p.m..

Please see my contact information below:

(1) Complete Registered Name : \_\_\_\_\_  
(2) Complete Registered Residential/Mailing Address: \_\_\_\_\_  
(3) Active E-mail Address : \_\_\_\_\_  
(4) Active Mobile No. : \_\_\_\_\_  
(5) Active Landline No. : \_\_\_\_\_

Attached are the necessary documents (e-copy/scanned copy)<sup>1</sup> for validation purposes<sup>2</sup>:

(a) Valid government-issued ID<sup>3</sup> with photo and signature (scanned front and back)

(b) Proof of Ownership (please put a check on the space provided):

\_\_\_\_\_ Stockholder's certificate (for certificated shares);  
\_\_\_\_\_ Authorization letter signed by other stockholder(s) indicating the person among  
them authorized to cast the votes (for joint accounts)  
\_\_\_\_\_ Broker's certification (for scripless or uncertificated shares); or  
\_\_\_\_\_ Secretary's certificate for authorized representative (for corporate)

(c) Other supporting documents (please specify): \_\_\_\_\_

---

<sup>1</sup> Please limit file size up to 2MB.

<sup>2</sup> The validation process shall be completed by the Corporation no later than two (2) days from its receipt of the LOI. The Office of the Corporate Secretary reserves the right to request for additional information and documents, as it deems necessary. Electronic signature for the required documents shall be allowed while notarization requirement shall not be considered for the meantime, as applicable, given the current situation. A confirmation/reply email shall be sent to the stockholder, once successfully verified/validated.

<sup>3</sup> Acceptable valid IDs are the following: Driver's License, Passport, Unified Multi-Purpose ID (UMID), GSIS ID, company ID, PRC ID, IBP ID, DOLE Card, OWWA ID, COMELEC Voter's ID, Senior Citizen's ID, or Alien Certificate of Registration/Immigrant Certificate of Registration.

Looking forward to your favorable response.

Thank you.

---

(Signature over Printed Name)

## PROXY

The undersigned stockholder of **STI EDUCATION SERVICES GROUP, INC.** (the “Company”) hereby appoints \_\_\_\_\_ or in his/her absence, the Chairman of the meeting, as attorney-in-fact or proxy, with power of substitution, to represent and vote all shares registered in his/her name as proxy of the undersigned stockholder, at the **Annual Stockholders’ Meeting** of the Company to be held via remote communication through Microsoft Teams on **Friday, 16 December 2022 at 3:00 p.m.**, and at any of the adjournments thereof for the purpose of acting on the following matters:

		Votes Taken		
		For	Against	Abstain
1.	Approval of Minutes of Annual Stockholders’ Meeting held on 26 November 2021			
2.	Approval of the Management Report for FY 2021-2022			
3.	Approval of Parent and Consolidated Audited Financial Statements of the Company as at and for the fiscal year ending 30 June 2022			
4.	Ratification of all acts, resolutions, proceedings of Management and the Board of Directors from 26 November 2021 to 16 December 2022			
5.	Election of Directors			
	Eusebio H. Tanco			
	Monico V. Jacob			
	Peter K. Fernandez			
	Maria Vanessa Rose L. Tanco			
	Joseph Augustin L. Tanco			
	Raul B. De Mesa			
	Martin K. Tanco			
	Paolo Martin O. Bautista			
	Jesli A. Lapus			
	Robert G. Vergara (Independent Director)			
	Ma. Leonora Vasquez-De Jesus (Independent Director)			
6.	Appointment of SyCip Gorres Velayo & Co. as external auditor for FY 2022-2023			

At their discretion, the proxies named above are authorized to vote upon such other matters as may properly come before the meeting.

---

*Date*

---

*Printed Name of Stockholder*

---

*Signature of Stockholder/  
Authorized Signatory*

This proxy should be received by the Corporate Secretary **on or before 9 December 2022**, the deadline for submission of proxies.

This proxy, when properly executed, will be voted in the manner as directed herein by the stockholder(s). If no direction is made, this proxy will be voted "for" the election of all nominees and for the approval of the matters stated above and for such other matters as may properly come before the meeting in the manner described in the information statement and/or as recommended by management or the board of directors.

A proxy submitted by a corporation should be accompanied by a Corporate Secretary's Certificate quoting the board resolution designating a corporate officer to execute the proxy. Proxies executed by brokers must be accompanied by a certification under oath stating that the broker has obtained the written consent of the account holder.

A stockholder giving a proxy has the power to revoke it at any time before the right granted is exercised. A proxy is also considered revoked if the stockholder attends the meeting in person and expresses his intention to vote in person.

**SECURITIES AND EXCHANGE COMMISSION  
SEC FORM 20-IS  
INFORMATION STATEMENT PURSUANT TO SECTION 20  
OF THE SECURITIES REGULATION CODE**

1. Check the appropriate box:

- Preliminary Information Statement  
 Definitive Information Statement

2. Name of Registrant as specified in its charter **STI Education Services Group, Inc.**

3. **Metro Manila, Philippines**

Province, country or other jurisdiction of incorporation or organization

4. SEC Identification Number **0000113156**

5. BIR Tax Identification Code **000-143-457**

6. **STI Academic Center Ortigas-Cainta, Ortigas Avenue Extension, Cainta, Rizal 1990**

Address of principal office

Postal Code

7. Registrant's telephone number, including area code **(632) 812-1784**

8. **16 December 2022, 3:00 p.m. via Remote Communication through Microsoft Teams**

Date, time and place of the meeting of security holders

9. Approximate date on which the Information Statement is first to be sent or given to security holders **24 November 2022**

10. Securities registered pursuant to Sections 8 and 12 of the Code or Sections 4 and 8 of the RSA (information on number of shares and amount of debt is applicable only to corporate registrants):

Title of Each Class

Number of Shares of Common Stock  
Outstanding or Amount of Debt Outstanding

**Common**

**3,087,829,443**

**Fixed Rate Bonds**

**₱3,000,000,000**

11. Are any or all of registrant's securities listed on a Stock Exchange?

Yes \_\_\_\_\_ No **X**

If yes, disclose the name of such Stock Exchange and the class of securities listed therein:

\_\_\_\_\_



## PART I

### INFORMATION REQUIRED IN INFORMATION STATEMENT

#### A. GENERAL INFORMATION

##### Item 1. Date, time and place of meeting of security holders

Date of Meeting	:	16 December 2022
Time of Meeting	:	3:00 p.m.
Place of Meeting	:	To be conducted via remote communication through Microsoft Teams
Registrant's Mailing Address	:	STI Academic Center Ortigas-Cainta, Ortigas Avenue Extension, Cainta, Rizal
Approximate Date on Which the Information Statement is First Sent Or Given to Security Holders	:	24 November 2022

##### Item 2. Dissenters' Right of Appraisal

There are no corporate matters or action that will entitle a stockholder to exercise a Right of Appraisal as provided in Title X of the Revised Corporation Code of the Philippines (the "Revised Corporation Code").

However, any Stockholder of the Company shall have the right to dissent and demand payment of the fair value of his shares in the following instances, as provided by the Revised Corporation Code:

- (1) In case any amendment to the articles of incorporation has the effect of changing or restricting the rights of any stockholder or class of shares, or of authorizing preferences in any respect superior to those outstanding shares of any class, or of extending or shortening the term of corporate existence (Section 80);
- (2) In case of sale, lease, exchange, transfer, mortgage, pledge or other disposition of all or substantially all of the corporate property and assets (Section. 80)
- (3) In case of merger or consolidation (Section 80); and
- (4) In case of investments of corporate funds for any purpose other than the primary purpose of the corporation (Section 80).

The appraisal right may be exercised by a dissenting stockholder who shall have voted against the proposed corporate action in the manner provided below:

- (1) The dissenting stockholder shall make a written demand on the corporation for payment of the fair value of his shares within 30 days after the date on which the vote was taken. The failure of the stockholder to make the demand within the 30-day period shall be deemed a waiver of his appraisal right;
- (2) If the proposed corporate action is implemented or effected, the corporation shall pay to such stockholder, upon surrender of the corresponding certificate(s) of stock within 10 days

after demanding payment for his shares, the fair value thereof, provided the Company has unrestricted retained earnings; and

- (3) Upon payment of the agreed or awarded price, the stockholder shall transfer his shares to the corporation.

**Item 3. Interest of Certain Persons in or Opposition to Matters to be Acted Upon**

- (1) No director or officer of the Company since the beginning of the last fiscal year, nominee for election as director, or associate of the foregoing persons, have any substantial interest, direct or indirect, by security holdings or otherwise, in any matter to be acted upon, other than election to office.
- (2) No director of the Company has informed it in writing that he/she intends to oppose any action to be taken by the Company at the meeting.

**Market Price and Dividends of Registrant’s Common Equity and Related Stockholder Matters**

- (1) Market Information

The Company has a total Authorized Capital Stock (ACS) of Five Billion Pesos (₱5,000,000,000.00) divided into five billion (5,000,000,000) shares with a par value of One Peso (₱1.00) each. Out of the ACS, three billion eighty-seven million eight hundred twenty-nine thousand and four hundred forty-three (3,087,829,443) shares have been subscribed and paid-up. Out of the total issued shares, five million nine hundred fifty-two thousand and two hundred seventy-three (5,952,273) shares pertain to treasury shares. The common shares of the Company are not traded in any market, nor are they subject to outstanding warrants to purchase, or securities convertible into common shares of the Company.

- (2) Holders

Foreign ownership limit for STI ESG is forty percent (40%) of the issued and outstanding common shares, equivalent to 1,232,750,868 common shares. Total shares owned by foreign shareholders as of 31 October 2022 was 7,841,118, equivalent to 0.25% of the outstanding common shares of the Company.

As of 31 October 2022, there were sixty-four (64) shareholders of the Company’s outstanding capital stock. The Company has common shares only.

The following table sets forth the top twenty (20) shareholders of the Company’s common stock, the number of shares held, and the percentage of total shares outstanding held by each as of 31 October 2022.

	<b>Name</b>	<b>No of Shares Owned</b>	<b>% Ownership</b>
1	STI HOLDINGS	3,040,623,037	98.47
2	PRUDENT RESOURCES, INC.	13,465,465	0.44
3	GONZALES, FRANCISCO B. JR.	8,873,692	0.29
4	ROSSI, PURIFICACION G.	7,841,118	0.25
5	PRUDENCIO, TOMAS J.	3,732,400	0.12
6	SANTOS, MARIA LOURDES	1,725,000	0.06
7	YOUNG, CAROLINA	1,651,828	0.05

8	RAMOS, DULCE	1,155,447	0.04
9	BUSTOS, FELIXBERTO	792,283	0.03
10	DOMINGO, EMERITA R.	303,466	0.01
11	VALERIO, MIKAEL M.S.	241,279	0.01
12	ZARASPE, ANACLETA C.	214,038	0.01
13	MONES, REYNALDO A.	201,901	0.01
14	HEIRS OF EDGAR SARTE	148,622	0.00
15	RELLEVE, ALVIN K.	137,338	0.00
16	PUBLICO, EDGARDO	122,080	0.00
17	DUJUA, JOCELYN	115,532	0.00
18	MADRIGAL, VICTORIA P.	63,384	0.00
18	LAO, ERIENE C.	63,384	0.00
20	PAULINO, M. LUZ LOURDES M.	55,061	0.00

(3) Dividend History

On September 20, 2019, the Parent Company's BOD approved the cash dividends declaration of ₱0.06 per share for a total amount of ₱184.9 million, in favor of the stockholders of record as at September 30, 2019. The dividends were paid on November 5, 2019.

On November 18, 2020, the Parent Company's BOD approved the cash dividends declaration of ₱0.013 per share for a total amount of ₱40.0 million, in favor of the stockholders of record as at December 4, 2020. The dividends were paid on January 7, 2021.

On November 26, 2021, the Parent Company's BOD approved the cash dividends declaration of ₱0.05 per share for a total amount of ₱154.1 million, in favor of the stockholders of record as at November 29, 2021. The dividends were paid on December 17, 2021.

(4) Recent Sales of Unregistered or Exempt Securities

There is no sale of unregistered or exempt securities for the past three (3) years.

**B. CONTROL AND COMPENSATION INFORMATION**

**Item 4. Voting Securities and Principal Holders Thereof**

(1) Voting securities entitled to be voted at the meeting as of 31 October 2022:

Title of Each Class	No. of Shares Outstanding	No. of Votes
Common Stock	3,087,829,443	One (1) vote per share

(2) Record date

Only stockholders of record on the books of the Company at the close of business on 18 November 2022 will be entitled to vote at the Annual Meeting.

(3) Election of directors and voting rights (Cumulative Voting)

In the election of the directors, each stockholder may vote the shares registered in his name in person or by proxy for as many persons as there are directors, or he may cumulate said shares and give one candidate as many votes as the number of directors to be elected multiplied by the number of his shares shall equal, or he may distribute them on the same principle among as many candidates as he shall see fit; provided that the total number of votes cast by him shall not exceed the number of shares owned by him multiplied by the whole number of directors to be elected.

(4) Security Ownership of Certain Record/Beneficial Owners and Management

(a) Security Ownership of Certain Record/Beneficial Owners as of 31 October 2022

As of 31 October 2022, the following stockholder is the only owners of more than 5% of the Company's voting capital stock, whether directly or indirectly, as record owner or beneficial owner.

Class of Shares	Name, Address of Record Owner and Relationship with Issuer	Name of Beneficial Owner	Nationality	Shares Owned	% Ownership
Common	STI Education Systems Holdings, Inc.	Direct Owner	Filipino	3,040,623,037	98.47%

(b) Security Ownership of Management as of 31 October 2022

The following table sets forth, as of 31 October 2022, the beneficial ownership of each director and executive officer of the Company:

Name of Beneficial Owner	Title Class	of Number of shares	Nature of ownership	Citizenship	%
Jesli A. Lapus	Common	1	(D)	Filipino	0.00%
Monico V. Jacob	Common	2	(D)	Filipino	0.00%
Eusebio H. Tanco	Common	1	(D)	Filipino	0.00%
Peter K. Fernandez	Common	1	(D)	Filipino	0.00%
Raul B. De Mesa	Common	2	(D)	Filipino	0.00%
Joseph Augustin L. Tanco	Common	2	(D)	Filipino	0.00%
Maria Vanessa Rose L. Tanco	Common	1	(D)	Filipino	0.00%
Paolo Martin O. Bautista	Common	1	(D)	Filipino	0.00%
Martin K. Tanco	Common	1	(D)	Filipino	0.00%

Name of Beneficial Owner	Title Class	of Number of shares	Nature of ownership	Citizenship	%
Robert G. Vergara	Common	1	(D)	Filipino	0.00%

(c) Voting Trust Holders of 5% or More

As of 31 October 2022, no person holds at least 5% or more of a class under a voting trust or similar agreement.

(d) Changes in Control

There is no arrangement entered into by the Company or any of its stockholders which may result in change of control of the Company.

**Item 5. Directors and Executive Officers**

(1) Directors and Executive Officers

The Company's Articles of Incorporation provides for eleven (11) members of the Board.

The term of office of the directors of the Company is one (1) year and they are to serve as such until the election and qualification of their successors.

The following are the incumbent members of the Board of Directors:

- (a) Monico V. Jacob
- (b) Eusebio H. Tanco
- (c) Peter K. Fernandez
- (d) Raul B. De Mesa
- (e) Joseph Augustin L. Tanco
- (f) Ma. Vanessa Rose L. Tanco
- (g) Martin K. Tanco
- (h) Paolo Martin O. Bautista
- (i) Jesli A. Lapus
- (j) Robert G. Vergara

Mr. Robert G. Vergara and Ms. Leonora Vasquez-De Jesus have been nominated as 2022 independent directors by the Corporate Governance Committee. The Certifications of Mr. Vergara and Ms. De Jesus as independent directors are attached hereto as Annexes "A" and "B".

Pursuant to the Certifications of Independent Director submitted by Mr. Vergara and Ms. De Jesus, they each possess all of the qualifications and none of the disqualifications to serve as the Company's independent directors for the ensuing year.

In accordance with Section 11, Article II of the Company's By-Laws and the 2020 Manual on Corporate Governance, the nomination of all of the members of the Company's Board of Directors, including independent directors, shall be conducted by the Corporate Governance

Committee prior to the annual stockholders' meeting in accordance with the following procedure:

- (1) All recommendations shall be signed by the nominating stockholders together with the acceptance and conformity of the would-be nominees and shall be submitted to the Corporate Governance Committee and the Corporate Secretary.
- (2) The Corporate Governance Committee shall pre-screen the qualifications and prepare a Final List of all Candidates.
- (3) After the nomination, the Corporate Governance Committee shall prepare a Final List of Candidates to be submitted to the Board of Directors, which shall contain all the information regarding the background and experience of the nominees required to be ascertained and made known under the Securities Regulation Code and relevant rules and regulations.
- (4) Said Final List of Candidates shall be disclosed in the reports required by law, rules and regulations to be submitted to the Securities Exchange Commission and all stockholders.
- (5) Only nominees whose names appear on the Final List of Candidates shall be eligible for election as directors. No other nomination shall be entertained after the Final List of Candidates shall have been prepared.

The Chairman of the Corporate Governance Committee is Mr. Robert G. Vergara. Messrs. Jesli A. Lapus, Monico V. Jacob and Joseph Augustin L. Tanco are the current members of the Corporate Governance Committee.

The following are the Final List of Candidates for directors as determined by the Company's Corporate Governance Committee:

Candidate for Nomination as Director	Nominating Stockholder	Relationship	Citizenship
Monico V. Jacob	Prudent Resources, Inc.	None	Filipino
Eusebio H. Tanco	Prudent Resources, Inc.	Chairman and President	Filipino
Peter K. Fernandez	Prudent Resources, Inc.	None	Filipino
Raul B. De Mesa	Prudent Resources, Inc.	None	Filipino
Maria Vanessa Rose L. Tanco	Prudent Resources, Inc.	None	Filipino
Joseph Augustin Eusebio L. Tanco	Prudent Resources, Inc.	None	Filipino
Martin K. Tanco	Prudent Resources, Inc.	None	Filipino
Paolo Martin O. Bautista	Prudent Resources, Inc.	Director	Filipino
Jesli A. Lapus	Prudent Resources, Inc.	None	Filipino
Robert G. Vergara	Prudent Resources, Inc.	None	Filipino
Ma. Leonora Vasquez-De Jesus	Prudent Resources, Inc.	None	Filipino

The directors and officers of the Company are not connected with any government agency or instrumentality. A Certification to this effect is attached hereto as Annex "C".

From the date of the last Annual Stockholders' Meeting, none of the directors have resigned or declined to stand for re-election due to a disagreement with the Company on any matter relating to its operations, policies or practices.

The corresponding ages, citizenships, business experiences and directorships held for the past five (5) years of the incumbent directors who have been nominated to the Board for the ensuing year are set forth below:

**Jesli A. Lapus, 73, Filipino, Non-Executive Director**

Mr. Lapus was first elected as Chairman and Independent Director of STI Education Services Group (STI ESG) on September 25, 2013. He also served as a member of the Executive and Corporate Governance Committees, as well as the Chairman of Audit and Risk Committee of STI ESG.

Mr. Lapus will be nominated and first elected as a non-executive director of STI ESG on 16 December 2022.

Mr. Lapus served as an Independent Director of STI Education Systems Holdings, Inc. (STI Holdings). He also served as the Chairman of the Audit and Risk Committee as well as a member of the Corporate Governance and Related Party Transactions Committees of STI Holdings. He will be nominated and first elected as a non-executive director of STI Holdings on 19 December 2022.

Mr. Lapus is a member of the Board of Governors of Information and Communications Technology Inc. (iACADEMY). He is also an Independent Director of Philippine Life Financial Assurance Corporation.

Mr. Lapus is the Chairman of LBP Service Corporation. He also serves as an Independent Director of Emperador, Inc. and Alliance Global Group, Inc. He is Advisory Board Member of Radiowealth Finance Company, Inc.

A multi-awarded executive in the private sector (i.e., manufacturing, financial services and international trade), Mr. Lapus has successfully managed and turned around firms and a universal bank in attaining industry leaderships. He was Managing Director of Triumph International (Phils.) Inc., President of Pacific Products, Inc., CFO of the RAMCAR Group of Companies and formerly connected with Sycip Gorres Velayo & Co.

With a solid track record as a prominent professional executive in the private sector behind him, Mr. Lapus has the distinction of having served in the cabinets of three (3) Philippine Presidents namely: President Gloria Macapagal-Arroyo, President Fidel Ramos and President Corazon Aquino in the following capacities: Secretary, Department of Trade and Industry (2010); Secretary, Department of Education (2006-2010); President and CEO, The Land Bank of the Philippines (1992-1998); Undersecretary, Department of Agrarian Reform (1987-89).

Mr. Lapus earned his Doctor of Public Administration (honoris causa) from Polytechnic University of the Philippines; Master in Business Management from Asian Institute of Management; Investment Appraisal and Management from Harvard University, USA; Management of Transfer of Technology from INSEAD, France; Project Management from BITS, Sweden and Personal Financial Planning in UCLA, USA.

**Monico V. Jacob, 77, Filipino, Vice-Chairman and CEO, Executive Director**

Mr. Jacob is the Vice Chairman and CEO of STI ESG and a member of the Executive Committee, Corporate Governance Committee, Compensation Committee, and Retirement Committee.

Mr. Jacob is also the President and CEO of STI Holdings, and a member of its Executive Committee.

Mr. Jacob is the Chairman of STI West Negros University. He is also the President of Eximious Holdings, Inc., Maestro Holdings, Inc. (formerly STI Investments, Inc.) and Tantivy Holdings, Inc.

Mr. Jacob is the Chairman of Philippine Life Financial Assurance Corporation, PhilhealthCare, Inc., Total Consolidated Asset Management, Inc., Global Resource for Outsourced Workers, Inc., and Rosehills Memorial Phils., Inc. He is also the President of PhilPlans First, Inc.

Mr. Jacob is also a non-Executive Director in Asian Terminals, Inc. and an Independent Director in Rockwell Land Corp., Lopez Holdings Corp. and Phoenix Petroleum Philippines, Inc., all publicly-listed companies. He also serves as a member of the Board of Directors of iACADEMY.

Prior to his present positions, Mr. Jacob was the Chairman and CEO of Petron Corporation, and the Philippine National Oil Company (PNOC) and all of its subsidiaries. He also served as the General Manager of the National Housing Authority (NHA), and Chief Executive Officer of the Home Development Mutual Fund. He was also an Associate Commissioner for the Securities and Exchange Commission in 1986.

Prior to government, he was a Partner of the law firm Jacob Acaban Corvera Valdez and Del Castillo and was an active trial lawyer. Today, he is a partner in the law firm of Jacob & Jacob. His areas of specialization are energy, corporate law, corporate recovery and rehabilitation work, including receivership and restructuring advisory for companies.

Mr. Jacob is a member of the Management Association of the Philippines (MAP) of which he was President for 1998. He is also a member of the Integrated Bar of the Philippines.

Mr. Jacob finished his Bachelor of Arts degree with a Major in Liberal Arts from the Ateneo de Naga University in 1966 and his Bachelor of Laws degree from the Ateneo de Manila University in 1971.

**Eusebio H. Tanco, 73, Filipino, Director**

Mr. Tanco is the Chairman of the Executive Committee, and Compensation Committee, and is a Director of STI ESG. He is also a member of the Audit and Risk Committee and the Retirement Committee.

Mr. Tanco is also Chairman of STI Holdings, and the Chairman of its Executive Committee.

Mr. Tanco is Chairman of the Board and President of Prudent Resources, Inc., First Optima Realty Corp, Amina, Inc., and Prime Power Holdings Corporation. He is the Chairman of Mactan Electric Company, Philippine First Insurance Co. Inc., Venture Securities Inc., GROW Vite, Inc., Delos Santos-STI College, STI West Negros University, iACADEMY, and Eximious Holdings, Inc. He is Vice-Chairman and President of Asian Terminals, Inc.



Mr. Tanco is the President of Total Consolidated Asset Management, Inc., Eujo Phils, Inc., Cement Center Inc., First Optima Realty Corp, Biolim Holdings and Management Corp (formerly Rescom Developers Inc.), Tantivy Holdings, Inc., Bloom with Looms Logistics, Inc. (formerly Southern Textiles Mills, Inc.), Marbay Homes Inc., Global Resource for Outsourced Workers, Inc., Amina, Inc., International Hardwood & Veneer Corp., and CEO of Classic Finance Inc.

Mr. Tanco is also a director in PhilPlans First, Inc., Maestro Holdings, Inc., Philippine Life Financial Assurance Corporation, STI West Negros University, Manila Bay Spinning Mills, Inc., United Coconut Chemicals, Inc., MBS Paseo, Philippine Health Educators, Inc., PhilhealthCare, Inc., Philippine Racing Club, Inc. and Leisure and Resorts World Corporation.

Mr. Tanco is the Chairman of the Philippine-Thailand Business Council and the Philippines-UAE Business Council. He likewise sits as a member of the Board of Trustees of Philippines, Inc. and member of the Philippine Chamber of Commerce and Industry.

Mr. Tanco earned his Master of Science in Economics degree from the London School of Economics and Political Science and his Bachelor of Science degree in Economics from the Ateneo de Manila University. The Palawan State University also conferred a Doctorate of Humanities degree, honoris causa to Mr. Tanco.

**Peter K. Fernandez, 58, Filipino, President and Chief Operating Officer**

Mr. Fernandez is the President and Chief Operating Officer of STI ESG. Mr. Fernandez is also the President of STI West Negros University. Prior to this appointment, Mr. Fernandez served as Executive Vice President and Chief Operating Officer of STI ESG from 2004-2016. Prior to joining STI ESG, Mr. Fernandez was a member of the Asian Institute of Management faculty for four and a half years. Before joining AIM, Mr. Fernandez was a faculty member of the College of Computer Studies at the De La Salle University.

Mr. Fernandez earned his Bachelor of Science degree in Electronics and Communications Engineering and Master of Business Administration degree from the De La Salle University.

**Raul B. De Mesa, 80, Filipino, Non-Executive Director**

Mr. De Mesa is a Director of STI ESG and a member of the Compensation and Audit Committees.

Mr. De Mesa served as the President and Chief Executive Officer of Bank of Commerce. Mr. De Mesa is a distinguished banker with substantial years of experience in the financial industry. Prior to Bank of Commerce, he has 37 years of banking experience, having occupied various positions in several banking institutions such as Security Bank, Manila Banking Corporation, Far East Bank & Trust Company. Mr. De Mesa is a Director at CAP Life Insurance Corporation. He served as a Director of Bank of Commerce.

Mr. De Mesa is presently the Chairman of the boards of Abacore Capital Holdings, Inc. and Prime Star Development Bank; and Chairman and President of RBM Holdings, Inc. and Pampanga Auto Sales, Inc. He is an independent director of Pride Resources Infrastructure Development Corporation, and Montemaria Asia Pilgrims, Inc. He is a Director of Bancommerce Investment Corporation.

**Joseph Augustin L. Tanco, 41, Filipino**

Mr. Tanco is a Director and a member of the Corporate Governance Committee and Executive Committee of STI ESG.

Mr. Tanco has been a Director of STI Holdings since October 2010. He is likewise the Vice President for Investor Relations.

Mr. Tanco is the Chairman of the Board of PhilPlans First, Inc.

Mr. Tanco is currently the President and Chief Executive Officer of Maestro Holdings, Inc., Philippine Life Financial Assurance Corporation, PhilhealthCare, Inc. and Comm&Sense, Inc. He founded Comm&Sense, Inc., an integrated marketing and communications agency offering comprehensive services in the areas of creative design, event conceptualization and management, public relations and promotions, in 2005.

Mr. Tanco serves as Director and Vice President of Eujo Phils. Inc., Director of Maestro Holdings, Inc., iACADEMY, Philippines First Insurance Co. Inc., STI West Negros University, Eximious Holdings, Inc. (formerly, Capital Managers and Advisors, Inc.), Prime Power Holdings Corporation, Global Resource for Outsourced Workers, Venture Securities, Inc., Bloom with Looms Logistics, Inc., and Biolim Holdings & Management Corporation.

Furthermore, Mr. Tanco is an active member of the Junior Chamber International Philippines (JCI) where he was Chapter President of JCI Ortigas in 2012. He was Area Director for Individual for Metro Area 2 and National Chairman for Nothing but Nets in 2013 and National Chairman for The Outstanding Young Men (TOYM) in 2015. He also became a mentor for BS Entrepreneurship at the University of Asia and the Pacific in 2012.

Mr. Tanco is a graduate of the University of Asia and the Pacific with a Bachelor of Science degree in Entrepreneurial Management. He obtained his Master's in Business Administration from the Ateneo Graduate School of Business.

**Maria Vanessa Rose L. Tanco, 44, Filipino, Director**

Ms. Tanco is a Director and a member of the Executive Committee of STI ESG.

Ms. Tanco has also been a Director of STI Holdings since October 2010.

She also holds directorships at STI West Negros University, PhilPlans First, Inc., and PhilhealthCare, Inc. Currently, she is the President and CEO of iACADEMY.

Ms. Tanco obtained her Master's in Business Administration at the University of Southern California, and her Bachelor of Science degree in Legal Management at Ateneo de Manila University.

**Martin K. Tanco, 56, Filipino, Director**

Mr. Tanco is a Director of STI ESG.

He is also a Director of STI Holdings and is likewise a member of its Executive Committee and Audit and Risk Committees.

Mr. Tanco is the Director for Investment of PhilPlans First, Inc. He is the President of the Philfirst Condominium Association and Vice-President of Manila Bay Thread Corporation (formerly, Coats Manila Bay). He is a Director in Total Consolidated Asset Management, Inc., TechZone Philippines, Inc. and TechZone Condominium Corporation.

Mr. Tanco earned his Bachelor of Science Degree in Electrical Engineering from the University of Southern California. He obtained his Master of Science degree in Electrical Engineering and Master in Business Administration from the University of Southern California.

**Paolo Martin O. Bautista, 53, Filipino, Director**

Mr. Bautista was elected as a Director of STI ESG on May 23, 2018.

He has likewise served as a Director of STI Holdings since December 2012. Mr. Bautista is also the Chief Investment Officer, Head of Corporate Strategy of STI Holdings.

Mr. Bautista is a director of Maestro Holdings, Inc., PhilLife, PhilCare and Philplans. He is also an advisor to their Investment Committees. He has over 20 years of experience in the areas of corporate finance, mergers and acquisition, debt and equity capital markets, credit risk management and securities law. Prior to joining STI Holdings, he was a director at Citigroup Global Markets and a Vice President at Investment Banking Division of Credit Suisse.

Mr. Bautista obtained his Bachelor of Arts degree, Bachelor of Laws degree and Juris Doctor from the Ateneo de Manila University and obtained his Master of Science degree in Management from the Arthur D. Little School of Management, Cambridge, MA.

**Robert G. Vergara, 61, Filipino, Independent Director**

Mr. Vergara was elected as an Independent Director of STI ESG on July 27, 2017.

On April 24, 2019, he was appointed as an Independent Director of SM Investments Corporation (SMIC) and on December 9, 2019, as an Independent Director of Metro Pacific Health (MPH) [formerly known as Metro Pacific Hospital Holdings, Inc.].

He is currently the President of Vergara Advisory Management, Inc. founded in May 2018. He also serves as Director of Cabanatuan Electric Corporation since June 2010 and was elected as Chairman in August 2022. He was elected Director and Treasurer of Manila Polo Club, Inc. on 24 August 2020.

From September 2010 to October 2016, he served as the President and General Manager and Vice-Chairman of the Board of Trustees of the Government Service Insurance System (GSIS). As President and General Manager of GSIS, Mr. Vergara also served as Vice Chairman and Director of National Reinsurance Corporation of the Philippines, Manila Hotel Corporation, and Member of the Board of Directors of Philippine Stock Exchange, Philippine Health Insurance Corporation, Philippine National Construction Corporation and Housing and Urban Development Coordinating Council.

Before that, he was the Managing Director and Founding Partner of Cannizaro (Hong Kong) Limited from October 2006 to September 2010. From 2002 to 2006, he was a Director of Lionhart (Hong Kong) Ltd. He was a Principal in Morgan Stanley Asia Ltd. from 1997-2001 and served as the Managing Director of IFM Asia Ltd. from 1990 to 1997.

He obtained his Master in Business Administration from Harvard Graduate School of Business Administration. He graduated magna cum laude from Ateneo De Manila University with Bachelor of Science degrees in Management Engineering and Mathematics.

**Ma. Leonora Vasquez- De Jesus, 71, Filipino, Independent Director**

Ms. Vasquez De Jesus will first be elected as an independent director of STI ESG on 16 December 2022.

Ms. Vasquez-De Jesus has been an independent director of STI Holdings since 20 September 2019. She is the Chairperson of the Related Party Transactions Committee as well as a member of the Audit and Risk and Corporate Governance Committees.

She is currently an independent director of BDO-One Network Bank, Inc., a position which she has held since September 2018.

Ms. Vasquez-De Jesus is a director of Risks, Opportunities Assessment and Management Corporation, which is accredited by the Securities and Exchange Commission as a Corporate Governance Seminars provider. She has been a director of said corporation since 2011 up to the present.

From 18 September 2014 to 30 June 2019, Ms. Vasquez-De Jesus served as the University President of Pamantasan ng Lungsod ng Maynila. In addition, she was a Senior Professional Lecturer at the De La Salle University Graduate School of Business. From 29 October 2015 up to October 2018, she was also a member of the Board of Governors of the Phil. National Red Cross.

She served as Head of Presidential Management Staff and Cabinet Secretary during the Ramos and Estrada Administrations, respectively. Her former government engagements include Presidential Adviser for Housing, Urban & Social Development under the Office of the Vice President of the Philippines.

Ms. Vasquez-De Jesus obtained her Ph.D and M.A. in Psychology from the University of the Philippines-Diliman. She graduated Cum Laude from the University of the Philippines-Diliman with a degree in A.B. Psychology.

**Yolanda M. Bautista, 70, Filipino, Treasurer**

Ms. Bautista has served as the Chief Finance Officer and Treasurer of STI ESG since 2003. She is likewise a member of the Compensation and Retirement Committees of STI ESG.

Ms. Bautista is also the Treasurer of STI Holdings and a member of its Executive Committee.

She also is a member of the Board of Governors of iACADEMY and its Executive Committee. Ms. Bautista is also a member of the Board of Directors of STI West Negros University.

Ms. Bautista is a Director of Attenborough Holdings Corp., Philippine Healthcare Educators, Inc., Global Resource for Outsourced Workers, Inc., Grow Vite Staffing Services, Inc. and Bloom with Looms Logistics, Inc.

Ms. Bautista is the Chairman and President of Corporate Reference, Inc and Yellow Meadows Business Ventures, Inc.

Ms. Bautista serves as Director and Treasurer of Eximious Holdings, Inc. (formerly, Capital Managers and Advisors, Inc.), Banclife Insurance Co., Inc., Tantivy Holdings, Inc. and DLS-STI College, Inc. She is also the Group Chief Finance Officer and Treasurer of Maestro Holdings, Inc., as well as the Chief Finance Officer and Treasurer of STI West Negros University. She is also the Treasurer of iACADEMY. She serves as Treasurer of Aberlour Holding Company, Daven Holdings, Inc., Harbourside Holding Corporation, Morray Holdings, Inc., Kusang Loob Foundation, Inc., SG Holdings, Inc., Philippines First Condominium Corporation, P & O Management Services Phils., Inc., TechGlobal Data Center, Inc., Techzone Condominium Corporation, Techzone Philippines, Inc. and Total Consolidated Asset Management, Inc.

Ms. Bautista is a Certified Public Accountant. She graduated Magna Cum Laude from the University of Sto. Tomas with a Bachelor of Science degree in Commerce, major in Accounting.

**Arsenio C. Cabrera, Jr., 62, Filipino, Corporate Secretary, General Counsel, and Corporate Information Officer**

Atty. Arsenio C. Cabrera, Jr. is the Corporate Secretary, General Counsel, and Corporate Information Officer of STI ESG.

He was also elected Corporate Secretary and Corporate Information Officer of STI Holdings.

Atty. Cabrera is a Managing Partner of Herrera Teehankee & Cabrera Law Offices. He also serves as Corporate Secretary of Agustin Tanco Foundation, Inc., Amina, Inc., Arani Realty Corporation, Asiateleservices, Inc., Attenborough Holdings Corporation, BOIE Drug, Inc., BOIE, Incorporated, BOIE Prime, Inc., Bountiful Geomines, Inc., Calatagan Bay Realty, Inc., Canlubang Golf and Country Club, Inc., Cement Center, Inc., Classic Finance, Inc., Comm & Sense, Inc., Digitalme Services, Inc., Drysor, Inc., DLS-STI Colleges, Inc., DLS-STI College Quezon Avenue, Inc., Eximious Holdings, Inc., EUJO Phils. Incorporated, Fieldtech Asia, Inc., First Optima Realty Corporation, Flex Aero Solutions, Inc. GEOGRACE Resources Philippines, Inc., Greener and Partner Properties, Inc., Heritage Park Management, Inc., iACADEMY, International Hardwood & Veneer Company of the Philippines, Juska, Inc., Lasik Surgery, Inc., Maestro Holdings, Inc., Manila Bay Hosiery Mills, Inc., Masbate13 Philippines, Inc., Megacore Holdings, Inc., Mina Tierra Gracia, Inc., NiHAO Mineral Resources International, Inc., Oregalore, Inc., Palisades Condominium Corporation, Pay Philexchange, Inc., Philippine American Drug Company, Philippine First Condominium Corporation, PhilsFirst, PhilLife, PhilCare, Inc., Philplans., Renaissance Condominium Corporation, Rosehills Memorial Management Philippines, Inc., Sinoma Energy Conservation (Philippines) Waste Heat Recovery Co., Inc., Sinoma Energy Conservation (Cebu) Waste Heat Recovery Co., Inc., Sonak Holdings, Inc., STI WNU, Tantivy Holdings, Inc., Techglobal Data Center, Inc., TechZone Philippines, Inc., Total Consolidated Asset Management, Inc., Trend Developers, Inc., Venture Securities, Inc., Villa Development Corporation, Vital Ventures Management Corp. and WVC Development Corporation.

He was also elected as Chairman of Bauhinia 17 Equity Holdings, Inc., Excelsior Holdings, Inc., Excelsium, Inc., PlusHomes Communities, Inc. and Rue Bau 17 Holdings, Inc..

Atty. Cabrera holds degrees in Bachelor of Laws (Second Honors) and Bachelor of Science in Legal Management from the Ateneo De Manila University.

**Ana Carmina S. Herrera, 47, Filipino, Assistant Corporate Secretary**

Atty. Herrera is a Senior Associate of Herrera Teehankee and Cabrera Law Offices. She also performs the role of Corporate Secretary of Dunes & Eagle Land Development Corporation, STI

College Batangas, Inc., STI College of Kalookan, Inc., STI Diamond College, Inc. and STI Tuguegarao, Inc. She also serves as Assistant Corporate Secretary in a number of other corporations: Amica Corporation, Banlife Insurance Co., Inc., Coastal Bay Chemicals, Inc., Comm & Sense, Inc., JAE Finance Philippines Corp., Maestro Holdings, Inc., Palisades Condominium Corporation, PhilhealthCare, Inc., Philippine Life Financial Assurance Corporation, Renaissance Condominium Corporation, STI Holdings and Venture Securities, Inc.

Atty. Herrera received her Bachelor of Laws degree from the University of the Philippines in 2000.

(2) Significant Employees

In general, the Company values its human resources. It expects the employees to do their share in achieving the Company's set objectives. There is no person in the Company who is not an executive officer but is expected to make significant contribution in the business of the Company.

(3) Family Relationships

Ms. Maria Vanessa Rose L. Tanco is the daughter of Mr. Eusebio H. Tanco. Mr. Joseph Augustin L. Tanco is the son of Mr. Eusebio H. Tanco.

Mr. Martin K. Tanco and Mr. Eusebio H. Tanco are cousins.

There are no other family relationships up to the 4<sup>th</sup> civil degree, either by consanguinity or affinity among the current Directors other than those already disclosed in this report.

(4) Involvement in Certain Legal Proceedings

None of the above-named directors, nominees for directors, executive officers, underwriter and control person of the Company have been involved in any of the following events for the past five (5) years and up to the date of this SEC Form 20-IS:

- (a) any bankruptcy petition filed by or against any business of which such person was a general partner or executive officer either at the time of the bankruptcy or within two years prior to that time;
- (b) any conviction by final judgment;
- (c) being subject to any order, judgment, or decree not subsequently reversed, suspended or vacated, of any court of competent jurisdiction, domestic or foreign, permanently or temporarily enjoining, barring, suspending or otherwise limiting involvement in any type of business, securities, commodities or banking activities;
- (d) being found by a domestic or foreign court of competent jurisdiction (in a civil action), the Commission or comparable foreign body, or a domestic or foreign Exchange or other organized trading market or self regulatory organization, to have violated a securities or commodities law or regulation, and the judgment has not been reversed, suspended, or vacated.

(5) Certain Relationships and Related Transactions

As of 31 October 2022, the Company has the following major transactions with related parties:

### **Consultancy Agreement with STI Holdings**

The Company entered into an agreement with STI Holdings on the rendering of advisory services starting January 1, 2013.

### **Contract of Lease**

STI ESG entered into a Contract of Lease with First Optima Realty Corporation on January 7, 2014. The contract covers lease of three (3) parcels of land in Poblacion, Lucena City, Quezon for a period of 25 years commencing on January 1, 2014 and expiring on January 1, 2039 for ₱2.1 million per annum, exclusive of taxes.

### **Contract of Lease**

STI ESG entered into a Contract of Lease with Cement Center Inc. on August 15, 2017. The lease contract covers the rental of the lessor's property in Sta. Mesa with an area of 3,690.6 sqms for a period of 25 years commencing on the possession of STI ESG upon delivery of the leased premises. The term of the lease shall be renewable for another 25 years upon terms and conditions mutually agreed upon by the parties.

STI ESG shall pay a monthly rent of ₱50.0 per sqm or ₱184,000 per month, exclusive of taxes. STI ESG shall also pay an additional variable rent equivalent to 3% of the Divisible Gross Revenue (DGR), exclusive of taxes. DGR refers to Tuition and Other School Fees received by STI ESG on the school that it intends to set up on the leased premises, excluding miscellaneous and other pass-on revenues that STI ESG may receive.

### **Cooperation Agreement**

On October 21, 2019, STI ESG, acting on its own and in behalf of NAMEI Polytechnic Institute Inc. (collectively referred to as "STI") and Raft Shore People, Inc. (RAFT), entered into a Cooperation Agreement (the "Agreement") to work together to ensure that the seafarers of the Philippines continue to be the preferred employees of international shipping companies. In summary, the parties agree as follows:

- a. Establish a culinary school offering modular culinary courses which shall prepare the students to work on board cruise vessels and to jointly oversee the preparation and implementation of modular culinary and catering courses.
- b. To jointly oversee the preparation and implementation of the curriculum for courses such as Bachelor of Science in Marine Transportation, Bachelor of Science in Marine Engineering, Senior

High School Maritime track and Maritime Information Technology Programs. The parties likewise endeavor to enhance the curriculum with electives or additional modular courses in keeping with the requirements of the international shipping industry and the International Convention on Standards of Training, Certification and Watchkeeping for Seafarers (STCW).

- c. To engage the Dean and other administrators as well as the members of the faculty who are professionals and are highly qualified to provide the students with the requisite education and training which will prepare them for work on board vessels.

The parties recognize that RAFT has already incurred expenses, including faculty costs in preparation for this cooperation agreement. As such, STI will reimburse RAFT US\$150,000, with 50% payable upon signing of the agreement while the remaining 50% will be payable within calendar year 2020. Additionally, and as compensation for jointly overseeing and providing academic governance, selection and management of faculty, as well as curriculum and courseware preparation and implementation for the courses agreed upon, STI shall pay RAFT the sum of US\$10,000 per month beginning January 2020. The parties also agreed that a variable compensation of 5% of the tuition fee shall be paid to RAFT when the student population reaches 2,000 plus an additional 1% variable compensation for every 1,000 enrollees while RAFT shall receive 5% of tuition fee for the culinary/hospitality programs upon reaching a student population of 2,000 plus 1% variable compensation for every 1,000 enrollees. Said variable compensation may be increased from year to year at the discretion of the governing board.

In light of the effects of the pandemic in the operation of schools and in the economy as a whole, the parties agreed to hold the implementation of the foregoing paragraph in abeyance.

#### **Educational services and other transactions**

STI ESG provides education services and sells educational materials and supplies to its subsidiaries and other affiliates. STI ESG likewise leases its real properties to some of its subsidiaries where school buildings are situated.

#### **HMO and other insurance costs**

The Parent Company has HMO and other insurance coverages provided by some of its affiliates. These transactions are essential in the operations of the Company and provision of educational services. The Parent Company also leases some of its investment properties to some of its affiliates.

In 2020, STI ESG has engaged SGV to evaluate and document the arm's length nature of the pricing policies of STI ESG regarding its intercompany transactions with affiliates.

#### **Transactions with Promoters**

There are no transactions with promoters in the past five (5) years.

#### **Item 6. Compensation of Directors and Executive Officers**

- (1) The directors receive per diems amounting to ₱25,000 beginning September 2021. The per diems are for their attendance to board and committee meetings and are gross of all taxes. There is no arrangement for compensation of directors.
- (2) The following table summarizes the aggregate compensation for the fiscal years ended June 30, 2022, June 30, 2021 and March 31, 2020. The amounts set forth in the table below have been prepared based on what the Company paid its directors and named executive officers for the fiscal years ended June 30, 2022, June 30, 2021 and March 31, 2020 and what the Company expects to pay for the fiscal year ending June 30, 2023.



## ANNUAL COMPENSATION

	Year Ended	Salaries and Bonus	Other Compensation
Chief Executive Officer and the Top Four Highly Compensated Officers <sup>a</sup>	2020 <sup>b</sup>	₱28,972,567	None
	2021 <sup>c</sup>	28,972,567	None
	2022 <sup>c</sup>	30,652,457	None
	2023 <sup>d</sup>	33,717,703	None
Board of Directors	2020 <sup>b</sup>	₱2,089,118	None
	2021 <sup>c</sup>	2,829,118	None
	2022 <sup>c</sup>	2,719,118	None
	2023 <sup>d</sup>	2,719,118	None

The compensation for board members comprises per diems. Notes:

<sup>a</sup> Executives namely: Monico V. Jacob (Vice-Chairman and CEO), Peter K. Fernandez (President and COO), Engelbert L. De Guzman (VP for Communications and MIS), Wilfred S. Racadio (VP for Legal Affairs) and Juan Luis Fausto B. Tubongbanua (VP for Corporate and Information Services).

<sup>b</sup> year ended March 31

<sup>c</sup> year ended June 30

<sup>d</sup> year ending June 30, 2023; figure is an estimated amount.

- (3) There are no actions to be taken regarding any bonus, profit sharing, or other compensation plan, contract or arrangement in which any director, nominee for election as a director, or executive officer of the Company will participate.
- (4) There are no actions to be taken regarding any pension or retirement plan in which any such person will participate.
- (5) There are no actions to be taken regarding the granting or extension to any such person of any option, warrant or right to purchase any securities.

### Item 7. Independent Public Accountants

1. The accounting firm of Sycip Gorres Velayo & Co. (SGV) has been the Company's External Auditors for the past years. They were reappointed in the Annual Stockholders' Meeting held on November 26, 2021, as external auditors for the ensuing fiscal year.

A representative of SGV is expected to be present at the Annual Meeting of the Stockholders and will have the opportunity to make a statement if he or she so desires. The representative will also be available to respond to appropriate questions from the stockholders.

Pursuant to SRC Rule Part 1 (3) (B) (ix) (Rotation of External Auditors), the Parent Company has engaged Ms. Loubelle V. Mendoza of SGV as the Partner-in-charge of the Parent Company. This is her first year of engagement for STI ESG.

2. There has not been any disagreement between the Company and said accounting firm with regard to any matter relating to accounting principles or practices, financial statement disclosures or auditing scope or procedure.

As stated in the June 30, 2022 “Statement of Management Responsibility for Financial Statements”, SGV is the appointed independent auditor of STI ESG. They have examined the financial statements of the Company in accordance with Philippine Standards on Auditing and have expressed their opinion on the fairness of presentation upon completion of such examination, in its report to the Board of Directors and stockholders.

The Company’s Audit and Risk Committee reviews and approves the scope of audit work of the external auditor and the amount of audit fees for a given year. With respect to services rendered by the external auditor other than the audit of financial statements, the scope of and payment for the same are subject to review and approval by the management.

Mr. Jesli A. Lapus is currently the Chairman of the Audit and Risk Committee while Messrs. Eusebio H. Tanco, Raul B. De Mesa and Mr. Robert G. Vergara are its members.

The aggregate fees for the services rendered by SGV to the Company, particularly for the audit of the financial statements for the years ended June 30, 2022, June 30, 2021, and the three-month period ended June 30, 2020 are shown below:

Period	Regular Audit Fees	Special Audit Fees <sup>(a)</sup>	OPE <sup>(b)</sup>	VAT	Total
June 30, 2022 <sup>(c)</sup>	₱10,013,820	₱—	₱1,001,382	₱1,373,724	₱12,821,424
June 30, 2021 <sup>(c)</sup>	9,447,000	1,743,800	839,310	1,609,555	13,787,066
June 30, 2020 <sup>(d)</sup>	2,179,725	—	108,988	274,646	2,563,359

*(a) Comparative June 2020 and 2019 Full Year Statements of Comprehensive Income*

*(b) OPE for June 30, 2022 is based on estimates*

*(c) covering twelve months*

*(d) covering three months from April to June 2020*

The Company has no disagreements with its independent auditors on any matter relating to accounting principles or practices, financial statement disclosure, or auditing scope or procedure

#### **Item 8. Compensation Plans**

No action is to be taken with respect to any plan pursuant to which cash or non-cash compensation may be paid or distributed.

### **C. ISSUANCE AND EXCHANGE OF SECURITIES**

#### **Item 9. Authorization or Issuance of Securities Other Than For Exchange**

No action will be taken with respect to the authorization or issuance of any securities otherwise for exchange for outstanding securities of the Company.

**Item 10. Modification or Exchange of Securities**

There is no action to be taken with respect to the modification of any class of securities of the Company, or the issuance or authorization for issuance of one class of securities of the Company in exchange for outstanding securities of another class.

**Item 12. Mergers, Consolidation, Acquisition and Similar Matters**

No action will be taken with respect to mergers, consolidation, acquisition and similar matters.

**Item 13. Acquisition or Disposition of Property**

No action will be taken with respect to the acquisition or disposition by the Company of any property.

**Item 14. Restatement of Accounts**

No action will be taken with respect to the restatement of any asset, capital or surplus account of the Company.

**D. OTHER MATTERS**

**Item 15. Action with Respect to Reports**

The Board of Directors of the Company recommends a vote for confirmation, ratification and approval of the minutes of the 26 November 2021 Annual Stockholders' Meeting. The Minutes of the 26 November 2021 Annual Stockholders' Meeting contained the following items:

1. Call to Order
2. Certificate of Notice and Quorum
3. Rules of Conduct and Voting Procedures
4. Declaration of Dividends
5. Approval of the Minutes of the 18 November 2020 Annual Shareholders' Meeting
6. Presentation of Management Report
7. Approval of Parent and Consolidated Audited Financial Statements as at and for the fiscal year ended 30 June 2021
8. Ratification of Legal Acts, Proceedings and Resolutions of the Board of Directors and of Management from 18 November 2020 to 26 November 2021
9. Election of Directors
10. Appointment of External Auditor
11. Adjournment

Based on the Minutes of the 26 November 2021 Annual Stockholders' Meeting, all of the nominee directors were present at the meeting. The shareholders present at the meeting were as follows: (a) STI Education Systems Holdings, Inc., represented by Mr. Monico V. Jacob as proxy; (b) Prudent Resources, Inc., with Mr. Eusebio H. Tanco as proxy; (c) Carolina Young, with Mr. Eusebio H. Tanco as proxy; (d) Reynaldo A. Mones; (e) Felixberto Bustos; (f) Maria Lourdes Santos; (g) Joaquin E. Quintos; (h) Monico V. Jacob; (i) Joseph Augustin Eusebio L. Tanco; (j) Raul B. De Mesa; (k) Rainerio M. Borja; (l) Eusebio H. Tanco; (m) Jesli A. Lopus; (n) Peter K. Fernandez; (o) Martin K. Tanco; (p) Ma. Vanessa Rose L. Tanco, (q) Paolo Martin O. Bautista; and (r) Robert G. Vergara.

The Corporate Secretary certified that notices for the meeting were sent to all stockholders of record. The Corporate Secretary further certified that the attendance record and the proxies and powers of attorney showed that present in person and proxy were 3,058,8376,340 shares out of the 3,087,829,443 issued and outstanding capital stock of the Company or 99.24% of the issued and outstanding capital stock. Hence, the Corporate Secretary certified as to the existence of quorum for the valid transaction of business.

At the 26 November 2021 Annual Stockholders' Meeting, each common share entitled the holder to one vote. At said meeting, each stockholder entitled to vote on a particular question or matter was entitled to vote for each share of stock standing in his name in the books of the Company as of record date.

Pursuant to the By-Laws of the Company, stockholders owning a majority of all of the issued and outstanding stock of the Company present or represented by proxy and entitled to vote, shall form a quorum for the transaction of business and the vote of stockholders representing a majority of a quorum shall be required to approve any action submitted to the stockholders for approval.

The voting was conducted through the voting portal and no contest was raised by any of the stockholders present at the 26 November 2021 Annual Stockholders' Meeting.

Stockholders were likewise given the opportunity to ask questions. No questions or objections were raised by stockholders during the 26 November 2021 Annual Stockholders' Meeting.

The following items were unanimously approved by the stockholders present at the 26 November 2021 Annual Stockholders' Meeting: (a) the Minutes of the 18 November 2020 Annual Stockholders' Meeting; (b) the Management Report; (c) the Parent and Consolidated Audited Financial Statements of the Company as at and for the fiscal year ending 30 June 2021; (d) the ratification of legal acts, proceedings and resolutions of the Board of Directors and of management from 18 November 2020 to 26 November 2021; (e) the election of directors; and (f) the appointment of SyCip Gorres Velayo & Co. as the external auditor of the Company for the fiscal year ending 30 June 2022.

#### **Item 16. Matters Not Required to be Submitted**

The Board of Directors and Management have the power to act as agents of the Company based on statute, charter, by-laws or in delegation of authority to an officer from the acts of the Board, formally expressed or implied from a habit or custom of doing business. In this regard, where an officer has been entrusted with the general management and control of the Company's business, that officer is considered to possess an implied authority to enter into any contract or do any other act which is necessary or appropriate for the conduct of the ordinary business of the Company.

The Board of Directors recommends a vote for approval, confirmation and ratification of all acts and resolutions of the Board of Directors and of Management since the Annual Stockholders' Meeting on 26 November 2021 to 16 December 2022. Said acts and resolutions of the Board of Directors and of Management since the Annual Stockholders' Meeting held on 26 November 2021 up to 16 December 2022 include, among others: (a) the appointment of officers, Committee Heads and Members; (b) approval of audited financial statements; (c) the opening, maintaining and updating of corporate bank accounts and the appointment of signatories; (d) application for credit line facilities and/or long term loans with various financial institutions, including renewal, extension, increase, or amendment thereof; (f) execution of contracts in the ordinary course of business ; (g) approval of budget; (h) the suspension or cessation of operations of certain schools and education centers; (i)

application for permits to offer various CHED courses and SHS academic tracks; (j) appointment of officers to represent the Company in court cases and proceedings; (k) acquisition of real properties to be used as school campus; and (l) sale of assets in the ordinary course of business.

Once the ratification has been given, all acts or transactions entered into by the Board of Directors and of Management since the Annual Stockholders' Meeting on 26 November 2022 up to the present become finally and absolutely binding and neither the Company nor individual stockholders nor strangers can afterwards sue to set them aside or otherwise attack their validity.

**Item 17. Amendment of Charter, By-laws or Other Documents**

No action will be taken with respect to the amendment of the Company's Articles of Incorporation and By-Laws.

**Item 18. Other Proposed Action**

There are no proposed actions that will be presented for the approval of the shareholders during the Annual Stockholders' Meeting.

**Item 19. Voting Procedures**

(1) Vote required

Each common share entitles the holder to one vote. At each meeting of the stockholders, each stockholder entitled to vote on a particular question or matter shall be entitled to vote for each share of stock standing in his name in the books of the Company as of record date. Only those shareholders who have notified the Company of their intention to participate in the meeting by remote communication, together with the stockholders who voted in absentia and by proxy, will be included in the determination of quorum at the meeting. By participating remotely and by proxy, a stockholder shall be deemed present for purposes of quorum. The vote of stockholders representing a majority of a quorum shall be required to approve any action submitted to the stockholders for approval.

(2) Method

A verified stockholder may cast his vote on each of the agenda items as contained in the link included in the confirmation correspondence. Deadline to vote in absentia through its corresponding link is on 9 December 2022. Beyond this date, stockholders may no longer avail of the option to vote in absentia. The Office of the Corporate Secretary shall then tabulate all votes, including those casts in absentia and by proxy, to be assisted by the Company's stock transfer agent, Professional Stock Transfer, Inc. The Corporate Secretary shall report the results of voting during the meeting.

Due to logistical limitations of the meeting conducted virtually, voting and open forum/discussion will not be possible during the virtual meeting. However, a stockholder, once verified/ registered, will be given an opportunity to raise any relevant questions or express an appropriate comment limited to the agenda items by sending an email to a designated email address not later than 9 December 2022 to be properly noted and addressed accordingly. Any relevant questions or comments received by the Office of the Secretary via email within the prescribed period given by registered stockholders shall be

properly acknowledged, noted and addressed accordingly. Questions and comments not taken up during the meeting shall be addressed directly via email by the Company.

The Company will seek the approval of the following:

- (1) Approval of the Minutes of the Annual Stockholders' Meeting held on 26 November 2021
- (2) Approval of Parent and Consolidated Audited Financial Statements as at and for the fiscal year ending 30 June 2022
- (3) Ratification of all acts of the Board of Directors and of Management from 26 November 2021 to 16 December 2022
- (4) Election of Directors
- (5) Appointment of External Auditor

### **Discussion on Compliance with Leading Practices on Corporate Governance**

The Company adheres to the principles and practices of good corporate governance, as embodied in its Manual of Corporate Governance and related SEC Circulars.

On March 9, 2011, the Company submitted to the SEC its Amended Manual on Corporate Governance dated February 22, 2011 incorporating the directory provisions of the Revised Code of Corporate Governance in order to comply with the adopted leading practices on good corporate governance.

On July 18, 2014, the Company submitted the Amended Manual on Corporate Governance dated July 15, 2014 in compliance with SEC Memorandum Circular No. 9.

There have been no deviations from the Company's Manual of Corporate Governance.

To ensure that the Company observes good corporate governance and management practices and assure shareholders that the Company conducts its business in accordance with the highest level of accountability, transparency and integrity, the Company has undertaken the continuous improvement and monitoring of its governance and management policies. The Company submits a Certificate of Compliance with the Manual on Corporate Governance on an annual basis to the SEC. The Company likewise ensures that its officers and members of the Board of Directors attend the mandatory Corporate Governance Seminar annually in compliance with the SEC Memorandum Circular No. 20, series of 2013.

The Company ensures that it has at least two (2) independent directors, or such number of independent directors that constitutes twenty percent (20%) of the members of the Board, whichever is higher, but in no case less than two (2). Presently, there are two (2) incumbent independent directors on the Board.

The Company, through its Corporate Governance Committee, ensures that all the nominees to the Board possess all the qualifications and none of the disqualifications provided for in the Company By-Laws and Manual, the Corporation Code, Securities Regulation Code and other relevant laws, rules and regulations.

The Company also has an Audit and Risk Committee, which is tasked to review the Audited Financial Statements of the Company. The Chairman of the Audit and Risk Committee is an independent director, and each member thereof has at least an adequate understanding or competence of most of the Company’s financial management systems and environment.

The Company consistently strives to raise its financial reporting standards by adopting and implementing prescribed Philippine Financial Reporting Standards.

In compliance with SEC Memorandum Circular No. 13, Series of 2021, the Company submitted its Annual Corporate Governance Report on 30 June 2022.

#### **Discussion on the Requirements of Section 49 of the Revised Corporation Code**

In compliance with Section 49 of the Revised Corporation Code, a copy of the Minutes of the 26 November 2021 Annual Stockholders’ Meeting with the directors, officers and stockholders who attended the meeting is attached hereto as Annex “D”.

The attendance of the directors in the Board and stockholders’ meetings held for the calendar year 2022 is as follows:

Board	Name	No. of Meetings held during the year	No. of Meetings Attended	%
Chairman/Independent Director	Jesli A. Lapus	4	4	100%
Director	Eusebio H. Tanco	4	4	100%
Director	Monico V. Jacob	4	4	100%
Director	Joseph Augustin L. Tanco	4	3	75%
Director	Ma. Vanessa Rose L. Tanco	4	4	100%
Director	Peter K. Fernandez	4	4	100%
Director	Raul B. De Mesa	4	4	100%
Director	Rainerio M. Borja	4	4	100%
Director	Martin K. Tanco	4	4	100%
Director	Paolo Martin O. Bautista	4	4	100%
Independent Director	Robert G. Vergara	4	4	100%

The 2021 Self-Evaluation Performance Report of the Board of Directors was presented during the 10 October 2022 meeting of the Board of Directors.

The Board noted that a rating of 4 indicated that the performance exceeds expectations or that performance is above standard and meets objectives.

The Company adopts a policy of full disclosure with regard to related party transactions. All terms and conditions of related party transactions are reported to the Board of Directors. The Company ensures that the transactions are entered on terms comparable to those available from unrelated third parties. Disclosure of relationship or association is required to be made before entering into related party transactions. None of the Corporation’s directors and officers have entered into self-dealing and related party transactions with or involving the Company in 2021.

**UNDERTAKING TO PROVIDE SEC FORM 17-A AND SEC FORM 17-Q**

STI EDUCATION SERVICES GROUP, INC., AS REGISTRANT, WILL PROVIDE WITHOUT CHARGE, UPON WRITTEN REQUEST, A COPY OF THE REGISTRANT'S ANNUAL REPORT ON SEC FORM 17-A AS OF 30 JUNE 2022 AND INTERIM FINANCIAL STATEMENTS (SEC FORM 17-Q) AS OF 30 SEPTEMBER 2022. SUCH WRITTEN REQUESTS SHOULD BE ADDRESSED TO: ATTY. ARSENIO C. CABRERA, JR., CORPORATE SECRETARY, 5/F SGV II, BUILDING, 6758 AYALA AVENUE, MAKATI CITY 1226, METRO MANILA, PHILIPPINES.

**SIGNATURE**

After reasonable inquiry and to the best of my knowledge and belief, I certify that the information set forth in this report is true, complete and correct. This report is signed in the City of Makati on 21 November 2022.

**STI EDUCATION SERVICES GROUP, INC.**

Issuer

**ARSENIO C. CABRERA, JR.**

*Corporate Secretary*



## CERTIFICATION OF INDEPENDENT DIRECTOR

I, **ROBERT G. VERGARA**, Filipino, of legal age, with residence address at 1489 Carissa St. Dasmariñas Village, Makati City, after having been duly sworn to in accordance with law do hereby declare that:


1. I am a nominee for independent director of STI Education Services Group, Inc. and have been an independent director since 27 July 2017 to present.
2. I am affiliated with the following companies or organizations (including Government-Owned and Controlled Corporations):

<u>Company/Organizations</u>	<u>Position/Relationship</u>	<u>Period of Service</u>
Cabanatuan Electric Corporation	Chairman/	27 August 2022 to present
	Director	26 June 2010 to present
Manila Polo Club, Inc.	Director/Treasurer	24 August 2020 to present
Metro Pacific Health	Independent Director	9 December 2019 to present
SM Investments Corporation	Independent Director	24 April 2019 to present
Vergara Advisory Management, Inc.	President/Director	June 2018 to present
STI Education Systems Holdings, Inc.	Independent Director	27 July 2017 to present
SEA CREST Fund	Director	30 March 2009

3. I possess all the qualifications and none of the disqualifications to serve as an Independent Director of STI Education Services Group, Inc. as provided for in Section 38 of the Securities and Exchange Code and its Implementing Rules and Regulations and other SEC issuances.
4. I am not related to the directors/officers/substantial shareholders of STI Education Services Group, Inc. other than the relationship provided under Rule 38.2.3 of the Securities Regulation Code.
5. To the best of my knowledge, I am not subject of any pending criminal or administrative investigation or proceeding.

6. I am not in government service nor affiliated with a government agency or GOCC.
7. I shall inform the Corporate Secretary of STI Education Services Group, Inc. of any changes in the abovementioned information within five (5) days from its occurrence.

IN WITNESS WHEREOF, I have executed this Certificate of Independent Directors on this \_\_\_<sup>th</sup> day of 22 OCT 2022 2022 at Makati City.


  
ROBERT G. VERGARA

REPUBLIC OF THE PHILIPPINES)  
MAKATI CITY )S.S.

SUBSCRIBED AND SWORN to before me this \_\_\_<sup>th</sup> day of 22 OCT 2022 2022 at Makati City, affiant personally appeared and exhibited to me his Passport No. P5668049B issued on 21 October 2020 at DFA Manila.

Doc. No. 281 ;  
Page No. 58 ;  
Book No. XVI ;  
Series of 2022.



  
**FELIPE MARTE E. CLOSA**  
Notary Public for Makati City  
Appointment No. M-195  
Extended until 31 December 2022  
(PER SUPREME COURT EN BANC RESOLUTION DATED  
JULY 5, 2022 PURSUANT TO B.M. NO. 3795)  
5/F SGV II Building,  
6758 Ayala Avenue, Makati City  
Roll of Attorneys No. 58673  
PTR No. 8855037 / Makati / 04 January 2022  
IBP No. 167544 / Batangas / 19 November 2021  
MCLE Compliance No. VII-0012485/  
Pasig City/ 08 March 2022

## CERTIFICATION OF INDEPENDENT DIRECTOR


I, **MA. LEONORA VASQUEZ-DE JESUS**, Filipino, of legal age, with residence address at Unit 2901-A, Ritz Towers, Ayala Avenue, Makati City, after having been duly sworn to in accordance with law do hereby declare that:

1. I am a nominee for independent director of STI Education Services Group, Inc..
2. I am affiliated with the following companies or organizations (including Government-Owned and Controlled Corporations):

<u>Company/Organizations</u>	<u>Position/Relationship</u>	<u>Period of Service</u>
STI Education Systems Holdings, Inc.	Independent Director	20 September 2019 to present
BDO- One Network Bank, Inc.	Independent Director	Sept. 2018 to present
Risks, Opportunities Assessment and Management Corporation	Director	2011 to present

3. I possess all the qualifications and none of the disqualifications to serve as an Independent Director of STI Education Services Group, Inc., as provided for in Section 38 of the Securities Regulation Code and its Implementing Rules and Regulations and other SEC issuances.
4. I am not related to the directors/officers/substantial shareholders of STI Education Services Group, Inc. other than the relationship provided under Rule 38.2.3 of the Securities Regulation Code.
5. To the best of my knowledge, I am not the subject of any pending criminal or administrative investigation or proceeding.
6. I am not in government service nor affiliated with a government agency or GOCC.
7. I shall inform the Corporate Secretary of STI Education Services Group, Inc. of any changes in the above-mentioned information within five (5) days from its occurrence.

IN WITNESS WHEREOF, I have executed this Certificate of Independent Directors on this 08 NOV 2022 day of November 2022 at Makati City.

  
MA. LEONORA VASQUEZ-DE JESUS


REPUBLIC OF THE PHILIPPINES)  
MAKATI CITY )S.S.

08 NOV 2022

SUBSCRIBED AND SWORN to before me this \_\_\_<sup>th</sup> day of November 2022 at Makati City, affiant personally appeared to me and exhibited to me her Passport No. P61450770 issued on 22 February 2018 at DFA Manila.

Doc. No. 429;  
Page No. 79;  
Book No. XVI;  
Series of 2022.




  
**FELIPPE MART E. CLOSA**  
Notary Public for Makati City  
Appointment No. M-195  
Extended until 31 December 2022  
(PER SUPREME COURT EN BANC RESOLUTION DATED  
JULY 5, 2022 PURSUANT TO B.M. NO. 3795)  
5/F SGV II Building,  
6758 Ayala Avenue, Makati City  
Roll of Attorneys No. 58673  
PTR No. 8855037 / Makati / 04 January 2022  
IBP No. 167544 / Batangas / 19 November 2021  
MCLE Compliance No. VII-0012485/  
Pasig City/ 08 March 2022

**SECRETARY'S CERTIFICATE**

I, **ARSENIO C. CABRERA, JR.**, Filipino, of legal age, with office address at 5/F SGV II Building, 6758 Ayala Avenue, Makati City, after having sworn in accordance with law, hereby depose and state that:

1. I am the Corporate Secretary of **STI EDUCATION SERVICES GROUP, INC.** (the "Corporation"), a corporation duly organized and existing, under and by virtue of Philippine laws with office address at the STI Academic Center Ortigas-Cainta, Ortigas Avenue Extension, Cainta, Rizal.
2. I hereby certify that no director or officer of the Corporation is connected with any government agency or government instrumentalities.
3. The foregoing is in accordance with the records of the Corporation in my possession.

**IN WITNESS WHEREOF**, I have hereunto affixed my signature this 8<sup>th</sup> day of November 2022 at Makati City.


  
**ARSENIO C. CABRERA, JR.**  
*Corporate Secretary*

**REPUBLIC OF THE PHILIPPINES)**  
**MAKATI CITY** )S.S.

**SUBSCRIBED AND SWORN** to before me this 8<sup>th</sup> day of November 2022 in Makati City, affiant exhibiting to me his Passport No. P6534927B issued on 23 March 2021 at DFA NCR South.

Doc. No. 421  
Page No. 78  
Book No. XVI  
Series of 2022.



  
**FELIPE MART E. CLOSA**  
Notary Public for Makati City  
Appointment No. M-195  
Extended until 31 December 2022  
BY SUPREME COURT EN BANC RESOLUTION DATED  
JULY 5, 2022 PURSUANT TO B.M. NO. 3795)  
5/F SGV II Building,  
6758 Ayala Avenue, Makati City  
Roll of Attorneys No. 58673  
PTR No. 8855037 / Makati / 04 January 2022  
IBP No. 167544 / Batangas / 19 November 2021  
MCLE Compliance No. VII-0012485/  
Pasig City/ 08 March 2022

**MINUTES OF THE  
ANNUAL STOCKHOLDERS' MEETING  
OF  
STI EDUCATION SERVICES GROUP, INC.**

Held on 26 November 2021, 2:30 p.m.  
Conducted virtually via remote communication

<u>PRESENT:</u>	<u>NO. OF SHARES</u>
Total Number of Shares Present in Person	2,719,200
Total Number of Shares Present by Proxy	3,055,657,140
Total Number of Shares Represented In Person and By Proxy	3,058,376,340
Total Outstanding Shares:	3,081,877,170
Attendance Percentage to Total Outstanding Shares	99.24%

---

**I. CALL TO ORDER**

The Chairman, Mr. Jesli A. Lapus, called the meeting to order and presided over the same. The Corporate Secretary, Atty. Arsenio C. Cabrera, Jr., recorded the minutes of the meeting.

**II. CERTIFICATION OF NOTICE AND QUORUM**

The Corporate Secretary certified that:

(a) In accordance with the requirements of the Securities Regulation Code, notices for the meeting were sent to all stockholders of record as of 29 October 2021 at least fifteen (15) business days prior to the date of this meeting. The Corporation's Atty. Kathlyn V. Catapang has issued a Certification to that effect.

(b) Accordingly, stockholders of record as of 29 October 2021 were notified of this meeting. The stockholders were also notified of the internal guidelines of the Corporation for participation in this meeting through remote communication in accordance with applicable rules; and

(c) Present in person and represented in proxy are 3,058,376,340 shares or 99.24% of the total issued and outstanding capital stock of 3,081,877,170 shares of the Corporation and that a quorum existed for the valid transaction of business.

The Certification issued by the Corporation's Atty. Kathlyn V. Catapang is attached hereto as Annex "A".

### III. RULES OF CONDUCT AND VOTING PROCEDURES

Since the Corporation is conducting the meeting through remote communication in a virtual format, the Chairman requested the Corporate Secretary to share the rules of conduct and voting procedure for this meeting.

Thereafter, the Corporate Secretary explained that "Guidelines for Participation via Remote Communication and Voting in Absentia and through Proxy" for this meeting were made available in the Corporation's website, the Definitive Information Statement and in the Explanation of Agenda items which forms part of the Notice of the Annual Stockholders' Meeting. He emphasized the following points:

1. Only stockholders whose Letter(s) of Intent or proxy forms have been validated or verified were allowed to cast their votes for this meeting through the voting portal.
2. Resolutions proposed to be approved by the stockholders under the Agenda will be shown on the screen as each resolution is being taken up.
3. Votes cast as of 22 November 2021 for each proposed resolution have been tabulated and results will be announced during the meeting.
4. A detailed result of the tabulation of the votes cast indicating the affirmative votes, negative votes and abstentions will be reflected in the Minutes of this meeting.
5. Relevant questions which have been submitted on or before 22 November 2021 will be addressed accordingly under the Other Matters item in the Agenda. Questions and comments not taken up during the meeting shall be addressed by the Corporation directly to the stockholder via email.

### IV. DECLARATION OF DIVIDENDS

The Chairman announced to the stockholders that, at the Meeting of the Board of Directors held earlier that morning, the Board approved the declaration of cash dividends in the amount of Php0.05 per share or an aggregate amount of One Hundred Fifty Four Million Ninety Three Thousand Eight Hundred Fifty Nine Pesos (Php154,093,859.00) (the "Cash Dividends") from the unrestricted retained earnings of the Company as of 30 June 2021 based on the Parent Company Audited Financial Statements as of 30 June 2021. The Cash Dividends are payable to stockholders of record as of 29 November 2021 and shall be payable on or before 17 December 2021, upon compliance with all necessary regulations.

**V. APPROVAL OF PREVIOUS MINUTES**

The Corporate Secretary stated that electronic copies of the Minutes of the Annual Stockholders' Meeting held on 18 November 2020 were uploaded for inspection on the Corporation's website.

The Corporate Secretary presented the resolution proposed by Management and, based on the votes received, reported the approval by the stockholders of the following resolution which was shown on the screen:

*"RESOLVED, that the Minutes of the Annual Stockholders' Meeting held on 18 November 2020 as appearing in the Minutes Book of the Corporation be approved."*

As tabulated, the votes for the adoption of the foregoing resolution providing for the approval of the Minutes of the Annual Stockholders' Meeting held on 18 November 2020 are as follows:

	<u>For</u>	<u>Against</u>	<u>Abstain</u>
Number of Voted Shares	3,058,376,340	-	
% of Shares of Shareholders Present	100%	-	

**VI. PRESENTATION OF MANAGEMENT REPORT**

The President, Mr. Peter K. Fernandez, rendered the Management Report for Fiscal Year 2020-2021. The Management Report for Fiscal Year 2020-2021 is attached hereto as Annex "B".

Thereafter, the Corporate Secretary presented the resolution proposed by Management and, based on the votes received, reported the approval by the stockholders of the following resolution which was shown on the screen:

*"RESOLVED, that the Management Report for Fiscal Year 2020-2021 be noted and approved."*

As tabulated, the votes for the adoption of the foregoing resolution providing for the approval of the Management Report for Fiscal Year 2020-2021 are as follows:

	<u>For</u>	<u>Against</u>	<u>Abstain</u>
Number of Voted Shares	3,058,376,340	-	
% of Shares of Shareholders Present	100%	-	



**VII. APPROVAL OF PARENT AND CONSOLIDATED AUDITED FINANCIAL STATEMENTS AS AT AND FOR THE FISCAL YEAR ENDED 30 JUNE 2021**

The Corporate Secretary stated that copies of the Corporation's Parent and Consolidated Audited Financial Statements for the fiscal year ended 30 June 2021 were included in the Definitive Information Statement which were uploaded on the Corporation's website.

Thereafter, the Corporate Secretary presented the resolution proposed by the Audit and Risk Committee and Management and, based on the votes received, reported the approval by the stockholders of the following resolution which was shown on the screen:

*"RESOLVED, that the parent and consolidated Audited Financial Statements of the Corporation as at and for the fiscal year ended 30 June 2021 be noted and approved."*

As tabulated, the votes for the adoption of the foregoing resolution providing for the approval of the parent and consolidated Audited Financial Statements of the Corporation for the fiscal year ended 30 June 2021 are as follows:

	<u>For</u>	<u>Against</u>	<u>Abstain</u>
Number of Voted Shares	3,058,376,340	-	
% of Shares of Shareholders Present	100%	-	

**VIII. RATIFICATION OF LEGAL ACTS, PROCEEDINGS AND RESOLUTIONS OF THE BOARD OF DIRECTORS AND OF MANAGEMENT**

The Corporate Secretary stated that a summary of the acts, proceedings, and resolutions to be ratified by the stockholders since the 18 November 2020 Annual Stockholders' Meeting up to today's meeting has been included in the Definitive Information Statement which was uploaded on the Corporation's website.

Thereafter, the Corporate Secretary presented the resolution proposed by Management and, based on the votes received, reported the approval by the stockholders of the following resolution which was shown on the screen:

*"RESOLVED, that all legal acts, proceedings and resolutions of the Board of Directors and of the Management of the Corporation since the Annual Stockholders' Meeting held on 18 November 2020 up to 26 November 2021, be, as they are hereby, approved, confirmed and ratified."*

As tabulated, the votes for the adoption of the foregoing resolution providing for the approval of the acts, proceedings and resolutions of the Board of Directors and of the Management of the Corporation since the Annual Stockholders' Meeting held on 18 November 2020 up to 26 November 2021 are as follows:

	<u>For</u>	<u>Against</u>	<u>Abstain</u>
Number of Voted Shares	3,058,376,340	-	
% of Shares of Shareholders Present	100%	-	

## IX. ELECTION OF DIRECTORS

The Corporate Secretary stated that the Articles of Incorporation of the Corporation provides for eleven (11) directors, three (3) of which are required to be independent directors.

Under the Corporation's By-Laws and 2017 Manual on Corporate Governance, the nomination of the Corporation's directors shall be conducted by the Corporate Governance Committee prior to the annual stockholders' meeting. All recommendations shall be signed by the nominating stockholders together with the acceptance and conformity of the would-be nominees and shall be submitted to the Corporate Governance Committee and the Corporate Secretary at least forty-five (45) days before the date of the actual meeting.

The Corporate Governance Committee shall pre-screen the qualifications and prepare a Final List of all Candidates for directors. Only nominees whose names appear on the Final List of Candidates shall be eligible for election as directors.

The Final List of Candidates for directors as determined by the Corporation's Corporate Governance Committee, and as disclosed in the Corporation's Definitive Information Statement, are:

1. Eusebio H. Tanco
2. Monico V. Jacob
3. Peter K. Fernandez
4. Ma. Vanessa Rose L. Tanco
5. Joseph Augustin L. Tanco
6. Raul B. De Mesa
7. Martin K. Tanco
8. Rainerio M. Borja
9. Paolo Martin O. Bautista

For Independent Directors:

10. Jesli A. Lapus
11. Robert G. Vergara

Thereafter, the Corporate Secretary reported the result of the tabulation of the votes cast as follows:

<i>Nominee</i>	<i>Votes</i>
<i>Eusebio H. Tanco</i>	33,642,139,740
<i>Monico V. Jacob</i>	33,642,139,740
<i>Peter K. Fernandez</i>	33,642,139,740
<i>Ma. Vanessa Rose L. Tanco</i>	33,641,937,839
<i>Joseph Augustin L. Tanco</i>	33,641,937,839
<i>Raul B. De Mesa</i>	33,642,139,740
<i>Martin K. Tanco</i>	33,641,937,839
<i>Rainerio M. Borja</i>	33,642,139,740
<i>Paolo Martin O. Bautista</i>	33,642,139,740
<i>Jesli A. Lapus (Independent Director)</i>	33,642,139,740
<i>Robert G. Vergara (Independent Director)</i>	33,642,139,740

The Corporate Secretary certified that the eleven (11) nominees mentioned in the Final List of Candidates for directors prepared by the Corporation's Corporate Governance Committee have received sufficient votes for election to the Board of Directors and they shall serve as such for the ensuing year until the election and qualification of their successors.

**X. APPOINTMENT OF EXTERNAL AUDITOR**

The Corporate Secretary stated that the present external auditor of the Corporation is the auditing firm of SyCip Gorres Velayo & Co. ("SGV"). The handling partner of SGV is rotated at least once every 7 years, in compliance with the 7-year limit under the Securities Regulation Code. The Corporate Secretary acknowledged the presence of Mr. Benjamin N. Villacorte, the Assurance Partner, at the Annual Stockholders' Meeting:

Thereafter, the Corporate Secretary presented the resolution proposed by the Audit Committee and Management and, based on the votes received, reported the approval by the stockholders of the following resolution which was shown on the screen:

*"RESOLVED, that the auditing firm of SyCip Gorres Velayo & Co. be, as it is hereby, appointed as external auditor of the Corporation for the fiscal year 2021-2022."*

As tabulated, the votes for the adoption of the foregoing resolution providing for the approval of the appointment of SyCip Gorres Velayo & Co. as the Corporation's external auditor for the fiscal year 2021-2022 are as follows:

	<u>For</u>	<u>Against</u>	<u>Abstain</u>
Number of Voted Shares	3,058,376,340	-	
% of Shares of Shareholders Present	100%	-	

**XI. OTHER MATTERS**

The Corporate Secretary stated that, as of 22 November 2021, the cut-off date for submission of questions and/or queries on the Management report for Fiscal Year 2020-2021, no questions and/or queries were submitted to the Corporation.


**XII. ADJOURNMENT**

There being no other business to transact, the meeting was adjourned upon motion duly made and seconded.



**ARSENIO C. CABRERA, JR.**  
*Corporate Secretary*

**ATTEST:**



**JESLI A. LAPUS**  
*Chairman*

Annex "A"




**CERTIFICATION**

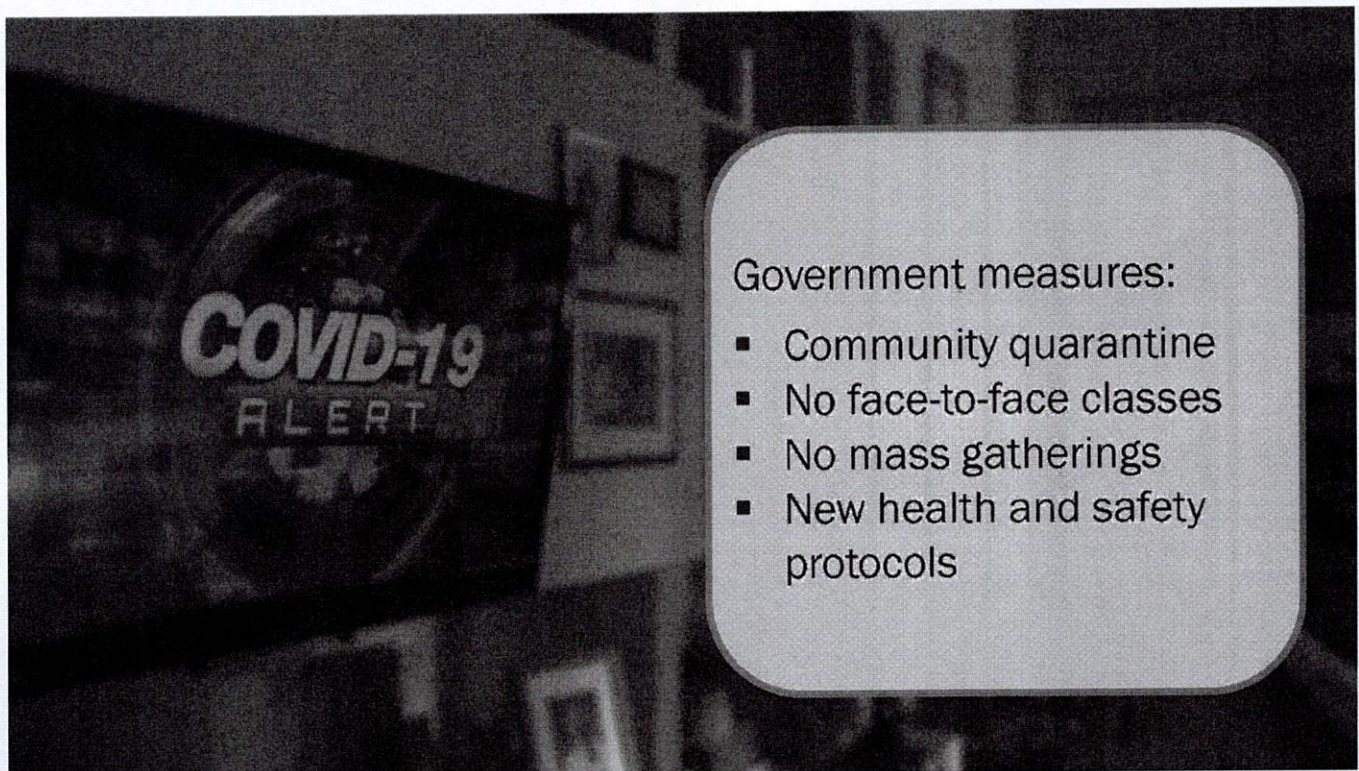
This is to certify that **STI EDUCATION SERVICES GROUP, INC.** (the "Corporation"), has caused the distribution of its Definitive Information Statement ("SEC Form 20-IS") to stockholders of record as of 29 October 2021 in connection with the Corporation's Annual Stockholders' Meeting ("ASM") to be held on 26 November 2021.

The designated courier started sending out the Notices on 05 November 2021 and completed the same before 09 November 2021. The ASM Materials with Metro Manila addresses were sent thru messengerial services, while those with provincial addresses were sent via ordinary mail.

This Certification was issued based on the request of the Corporation's Corporate Secretary.



  
**KATHLYN V. CATAPANG**  
*Associate Legal Manager*

## Annex "B"




# ONE LINE SITE STI

LEARNING MODEL



## Financial Aid Programs

---

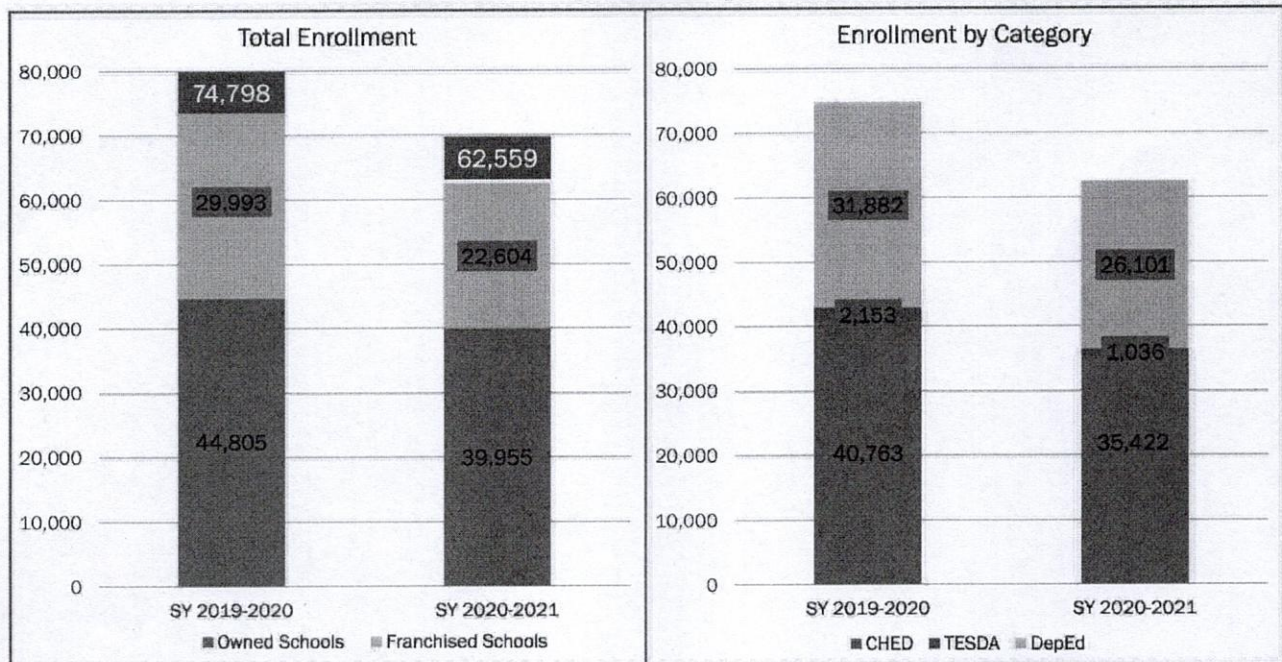


# STI Cares

## Campus Safety Protocols



Total Student Population (SY 2020-2021)





As of 30 June 2021	
Owned Schools	35
Franchised Schools	29
<b>Total Schools</b>	<b>64</b>

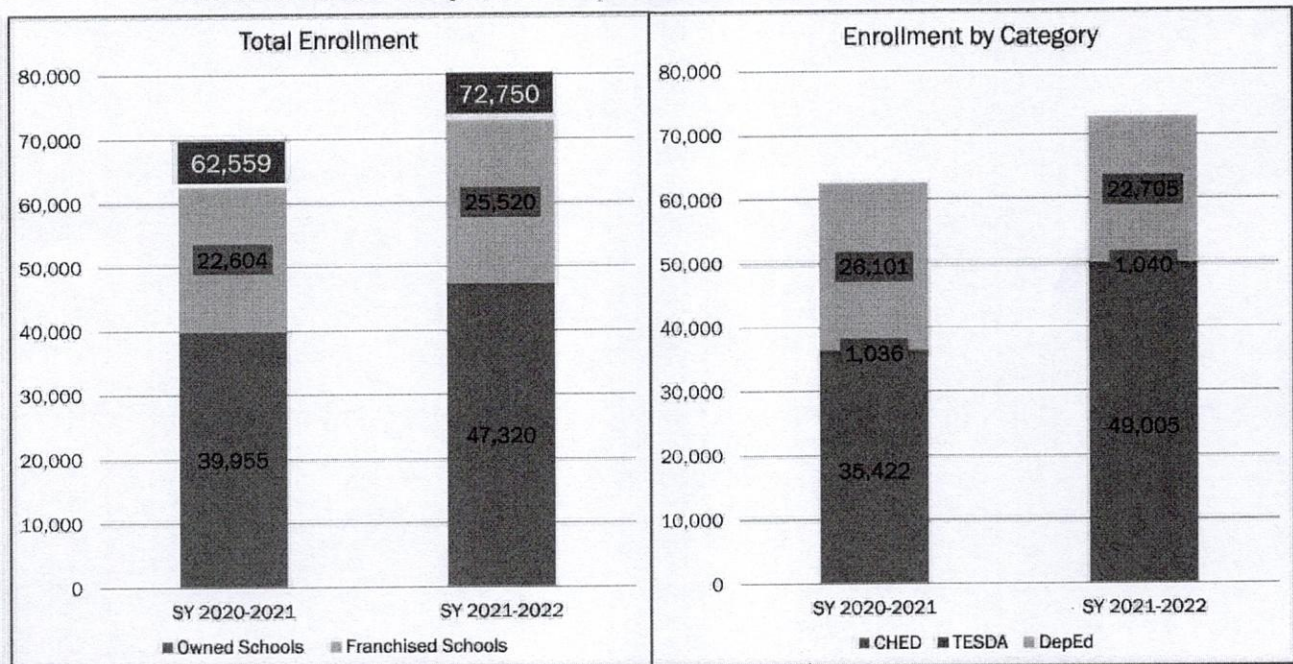
Suspension of Operations	Cessation of Operations
STI College Cebu	STI College Bohol*
STI College Iloilo	STI College Recto*
STI College Quezon Avenue	STI College Zamboanga*
STI College Tuguegarao	STI Pasay*
STI College Parañaque*	STI College Dipolog*
	STI College San Francisco*
	STI College Pagadian

\*Franchised schools

## Network Rationalization



### Total Student Population (First Semester, SY 2021-2022)

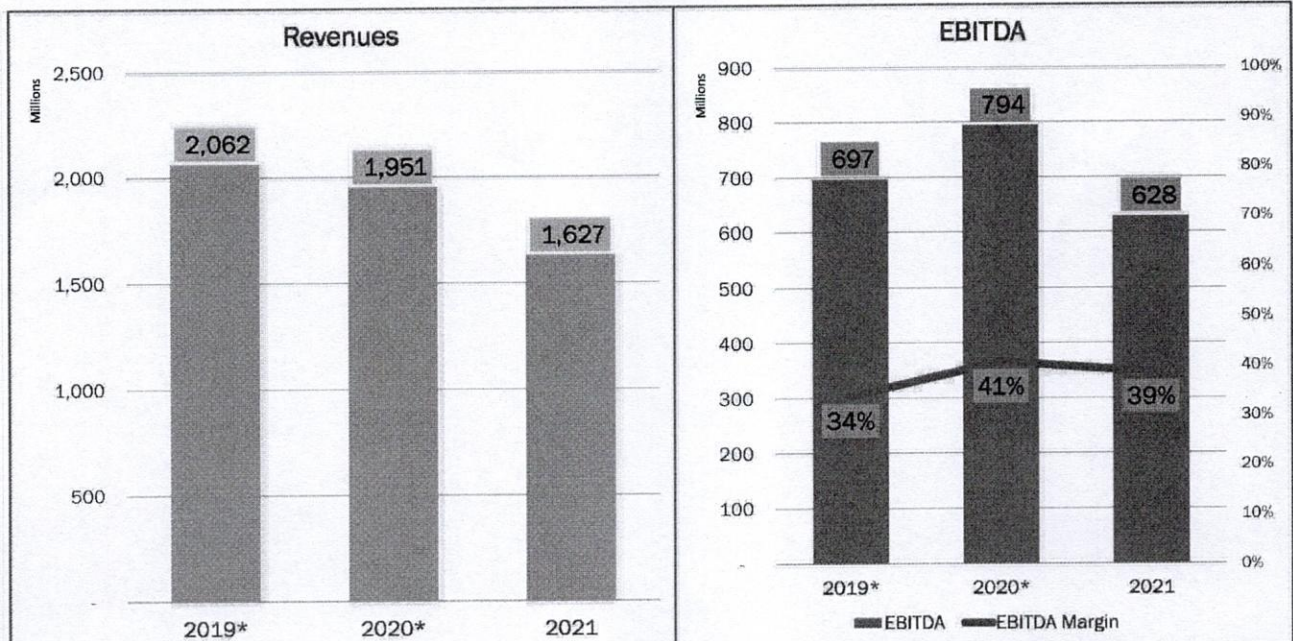




## Financial Highlights

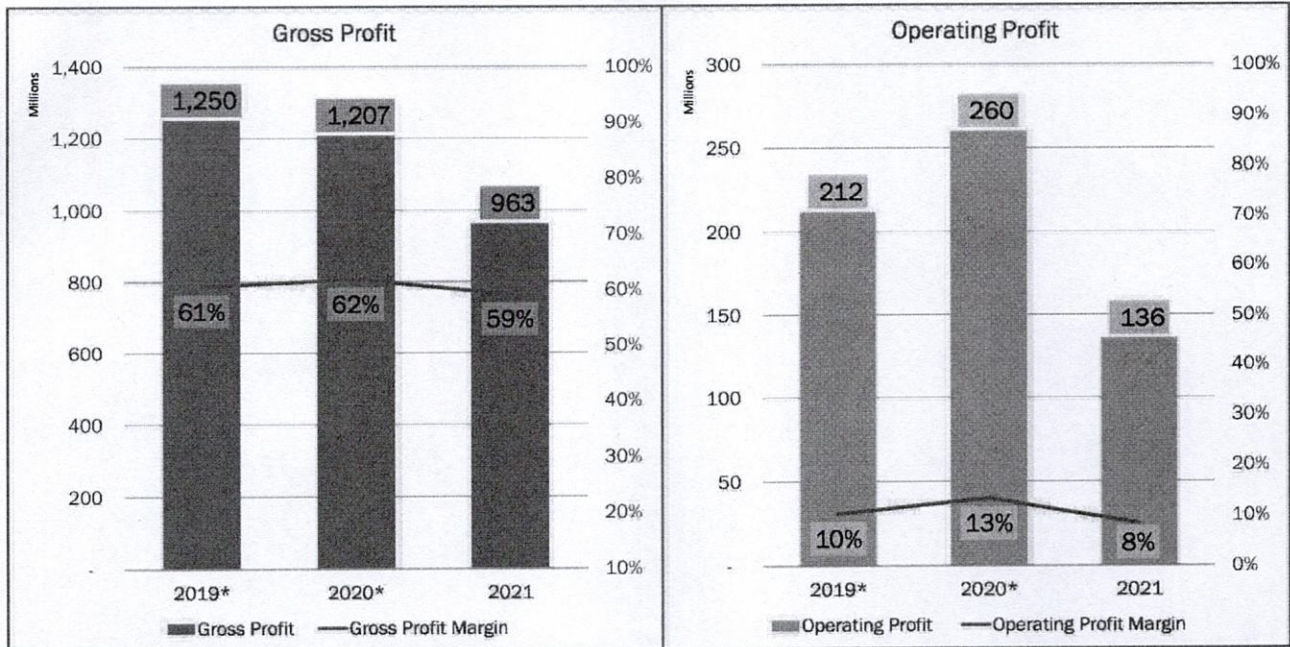
as of June 30, 2021

### Revenues and EBITDA



\* Based on comparative periods covering July 1 to June 30

## Profit Margin



\* Based on comparative periods covering July 1 to June 30



## MANAGEMENT REPORT

### Business Development

#### ***STI Education Services Group, Inc. ("the Company")***

Established on August 21, 1983, the Company began with a goal of training as many Filipinos as possible in computer programming and addressing the information technology (IT) education needs of the Philippines. Starting as a training center, the Company initially offered short-term computer programming courses that were patterned to satisfy the demand of college graduates and working professionals who wanted to learn more about the emerging computer technology.

Shortly after, the Company's campuses began to grow as it started granting franchises in other locations within Metro Manila which soon expanded to other key areas in Luzon, Visayas, and Mindanao as well as sites outside the Philippines. In 2003, management decided to focus its attention on the domestic market but continued to study the possibility of going international once again.

Over the years, the Company began shifting its focus from short-term courses to college degree programs to adjust to the changing business environment. In 1995, the Company was granted a permit by the Commission on Higher Education (CHED) to operate colleges and started to roll out four-year college programs starting with the Bachelor's Degree in Computer Science. The Company then slowly diversified its programs beyond Information & Communications Technology by introducing new programs in the fields of Business and Management, Engineering, Healthcare, Hospitality Management, Tourism Management, Arts and Sciences, and Education.

The Company embarked on strengthening its geographical presence nationwide as it aggressively constructed improved facilities. More STI schools are veering away from rented commercial complexes and have moved to bigger and better school-owned stand-alone campuses in strategic locations. The improved campuses house state-of-the-art facilities, spacious classrooms, top-of-the-line simulation laboratories, and recreational facilities conducive to high academic delivery. To date, there are nineteen (19) wholly-owned schools with renovated or newly built facilities. In addition, the Company offered incentives to franchisees to upgrade their facilities, of which thirteen (13) have responded so far.

The Company has centralized its efforts into academic quality and started investing in trainings on awareness, documentation, and internal quality audit to achieve the ISO 9001:2008 certification on February 5, 2015 and the ISO 9001:2015 certification on February 5, 2018. Awarded by the ISO certifying body TÜV Rheinland Philippines Inc., both certifications focus on the Company's Learning Delivery System covering courseware development and faculty training and certification for the tertiary level. The ISO 9001:2015 certification has also been extended to senior high school and expanded to include student development programs and job placement assistance for graduates.

When the Department of Education (DepEd) announced the K to 12 program in 2013, the Company capitalized on its nationwide presence and ample facilities to implement the first-to-market approach of the Senior High School (SHS) program. The Company is the largest pioneer to offer Senior High School. The two (2) program tracks covered by the permit are the Academic and Technical-Vocational-Livelihood tracks. Under the Technical-Vocational-Livelihood Track, STI ESG offers three strands with various specializations.

STI ESG and other educational institutions experienced another monumental change in the education landscape with the implementation of Republic Act (RA) 10931 or the “Universal Access to Quality Tertiary Education Act” (UAQTEA) in 2018. The law covers four (4) salient points: (1) free tuition and miscellaneous fees in state universities and colleges (SUCs) and local universities and colleges (LUCs); (2) free technical-vocational education and training in state-run technical vocational institutes; (3) student loan programs for tertiary students; and (4) Tertiary Education Subsidy (TES) in private higher education institutions (HEI).

STI ESG fully supports the government’s advocacy to provide equal opportunities to the Filipino youth by making tertiary education more accessible and encourage them to pursue and complete higher learning. Thus, STI ESG signed a Memorandum of Agreement on December 17, 2018 with the Commission on Higher Education (CHED) and the implementing organization Unified Student Financial Assistance System for Tertiary Education (UniFAST) for the enactment of the tertiary education subsidy and student loan program.

Through the consistent efforts of management, the STI brand stays true to its commitment of providing real-life education to the Filipino youth and nurturing them to become competent and responsible members of society.

STI ESG adopted a new accounting period from a fiscal year beginning April 1 of each year and ending on March 31 of the following year to beginning July 1 of each year and ending on June 30 of the following year. The SEC and BIR approved the amendments on November 4, 2019 and August 27, 2020, respectively.

### ***STI ESG Network***

As a testament to its growing presence nationwide, the STI ESG network has sixty-three (63) active schools spread across Luzon, Visayas, and Mindanao and is comprised of sixty (60) STI-Branded Colleges and three (3) STI-Branded Education Centers. Likewise, of these sixty-three (63) schools, thirty-four (34) college campuses and one (1) education center are wholly-owned, while twenty-six (26) college campuses and two (2) education centers are operated by franchisees.

### ***Suspension and Closure of Schools***

In September 2020, STI ESG announced the suspension of the operations of some of its owned schools, namely: STI Cebu, STI Iloilo, STI Quezon Avenue, and STI Tuguegarao for SY 2020-2021, and cessation of the operations of STI Pagadian effective SY 2020-2021. Similarly, STI ESG announced the cessation of operations of some of its franchised schools, namely: STI College Bohol, Inc. (STI Bohol), STI College Recto, Inc. (STI Recto), Sungold Technologies, Inc. (STI Zamboanga), STI College Pasay, Inc. (STI Pasay), STI College Dipolog, Inc. (STI Dipolog), STI College San Francisco, Inc. (STI San Francisco), and suspension of operations of STI College Parañaque, Inc. (STI Parañaque) effective SY 2020-2021. STI College San Fernando City, Inc. (STI La Union), a franchised school, informed CHED in June 2021, and DepEd and Technical Education and Skills Development Authority (TESDA) in July 2021, of its decision not to accept enrollees for SY 2021-2022. Further, STI Iloilo ceased to operate beginning SY 2022-2023. STI ESG determined that continuing the operations of these schools was no longer viable due to low enrollment turnout and/or the high cost of rental of facilities.

Back in September 2020, the students enrolled in the aforementioned schools were given the option to transfer to other STI schools. The suspension and cessation of operations of the STI schools mentioned above have no material financial impact to the Group.

### ***Capital Market Infrastructure***

STI ESG listed its ₱3 Billion Series 7-year Bonds due 2024 and Series 10-year Bonds due 2027 on the Philippine Dealing and Exchange Corp. (PDEX) secondary market on March 23, 2017.

STI ESG's ₱3.0 billion bond issue has been assigned by Philippine Rating Services Corporation (PhilRatings) an Issue Credit Rating of **PRS Aa**, in its report to the Securities and Exchange Commission (SEC) dated January 23, 2017, which meant that STI ESG's proposed debt issue as of the date of the report is of "high quality and is subject to very low credit risk." According to PhilRatings, "Obligations rated **PRS Aa** are of high quality and are subject to very low credit risk. The obligor's capacity to meet its financial commitment on the obligation is extremely strong. PRS Aa is the second-highest rating category on PhilRatings' existing credit rating scale." In January 2021, PhilRatings changed the Issue Credit Rating for STI ESG's outstanding bond issuance to PRS A plus, with a Negative Outlook, from PRS Aa, with a Stable Outlook. Obligations rated PRS A have favorable investment attributes and are considered as upper-medium grade obligations. Although these obligations are somewhat more susceptible to the adverse effects of changes in economic conditions, STI ESG's capacity to meet its financial commitments on the obligation is still strong. A 'plus' or 'minus' sign may be added to further qualify ratings. On the other hand, a Negative Outlook indicates that there is a potential for the present credit rating to be downgraded in the next 12 months.

STI ESG's ₱3.0 billion bond issue is the first tranche of its ₱5 billion fixed-rate bonds program under its 3-year shelf registration with the SEC, while the 3-year shelf registration ended on March 9, 2020. The Bonds carry 5.8085% and 6.3756% coupon rates for the 7-year and 10-year tenors, respectively. Interests are payable quarterly in arrears on June 23, September 23, December 23, and March 23 or the next business day if such dates fall on a non-banking day, of each year commencing on June 23, 2017 until and including the relevant maturity dates. The proceeds of the bonds have been fully utilized as at March 31, 2019.

### ***Continuity of Education Amidst the Pandemic***

For SY 2019-2020, the school calendars of STI ESG for SHS and tertiary students were from June 2019 to March 2020 and July 2019 to April 2020, respectively. With the Enhanced Community Quarantine (ECQ) imposed throughout Luzon, classes at all levels were suspended on March 17, 2020. Classes of SHS students were then completed by the end of March 2020 while classes at the tertiary level were suspended in all campuses nationwide to ensure the safety and welfare of the students, teachers, and other school personnel.

The tertiary students were given three options to finish the second semester of SY 2019-2020, namely: (1) online learning for those who were willing and can go online may finish their lessons via the eLearning Management System (eLMS); (2) offline learning for students who were willing to continue and finish their lessons but cannot go online, in which they will be provided with handouts; or (3) face-to-face classes for students who cannot go online and opted to wait until STI ESG could resume classes under the "new normal" operations such as face-to-face classes combined with applicable learning modes.

Classes of students who opted for online and offline learning resumed in the third week of May 2020 and were then completed by end of July 2020, while those who opted for face-to-face classes, later took their classes online and completed the same during first term of SY 2020-2021.

In SY 2020-2021, STI ESG introduced the ONline and ONsite Education at STI (ONE STI) Learning Model and transitioned to full online learning as government restrictions for face-to-face classes remain in place. Classes of both SHS and tertiary students for SY 2020-2021 started on September 7, 2020, while classes for SY 2021-2022 started on September 13, 2021. The Group has gradually started to implement limited face-to-face classes for schools in areas under Alert Level 1 for identified high-stake tertiary courses and SHS students beginning February 2022 and April 2022, respectively. High-stake tertiary courses refer to subjects or courses with laboratory components where the skills expected to be gained by the students are better acquired in a face-to-face class setup because actual demonstration and practice of competencies are significant in the learning process. Moreover, STI ESG provided internet connectivity assistance to the students through a monthly data plan of up to 34GB to help them navigate their online classes.

### ***Health and Safety***

In the continuous battle against the coronavirus disease, STI ESG strongly prioritizes the health and safety of the students, faculty members, other school personnel, and visitors in the campus. Hence, STI ESG complies with the health and safety protocols mandated by the Inter-Agency Task Force for the Management of Emerging Infectious Diseases (IATF), Department of Health (DOH), CHED, DepEd, and other local government agencies.

To mitigate the transmission of COVID-19, STI ESG implemented different safety measures including but not limited to: (1) online learning through the ONE STI Learning Model, (2) regular disinfection of facilities, (3) provision of sanitizers or alcohols within the premises, (4) skeletal workforce in the campuses and offices during ECQ, (5) implementation of work-from-home arrangements to the furthest extent possible, (5) wearing of face masks/face shields at all times, (6) regular temperature check before entering the school or office premises and during work hours, (7) communication campaign about the institution's health and campus safety protocols and information dissemination on COVID-19 related facts through social media, (8) use of the Stay Safe application to track employees and guests entering the school or office, which also serves as a contact tracing form, (9) close monitoring of vaccinated employees, and (10) provision of a designated holding area for those who are sick or suspected of COVID-19.

### ***Enrollment and Graduates***

STI ESG and its subsidiaries (the Group) reported a total enrollment of 74,798 at the beginning of SY 2019-2020. Private schools, however, reported a dip in enrollment for SY 2020-2021 due to the impact of the COVID-19 pandemic. A survey conducted by STI ESG disclosed that a number of students did not pursue education in SY 2020-2021 because of the financial difficulties experienced by their respective families/benefactors during the year. Despite this, the Group registered an enrollment of 62,490 at the start of the school year. On the other hand, SY 2021-2022 witnessed a significant increase in enrollment as 72,750 students registered at the beginning of the school year.

The average percentage of students retained in a semester was at 98.0% in SY 2019- 2020 and remained steady at 98.3% in SY 2020-2021 and at 98.6% in SY 2021-2022. Meanwhile, the average percentage of students who migrated to the succeeding semester in SY 2019-2020 was 91.2% and went down to 79.2% in SY 2020-2021. Migration was notably higher at 95.5% in the following school year, SY 2021-2022.

The enrollees in associate and baccalaureate degree programs, technical-vocational programs, and senior high school level for SY 2019-2020 accounted for 54%, 3%, and 43% of the total enrollment, respectively. The enrollment mix posted in SY 2020-2021 was 56% for associate and baccalaureate degree programs, 2% for technical-vocational programs, and 42% for senior high school tracks and specializations. Meanwhile, the enrollment mix in SY 2021-2022 was at 67%, 2%, and 31% for associate and baccalaureate degree programs, technical-vocational programs, and senior high school tracks and specializations, respectively.

There were 4,832 tertiary graduates for the first and second semesters, while 15,980 students graduated from senior high school in SY 2019-2020. For SY 2020-2021, there were 2,850 students who graduated from tertiary for the first and second semesters and 12,548 senior high school graduates. Meanwhile in SY 2021-2022, there were 8,185 tertiary graduates for the first and second semesters and 10,481 senior high school graduates.

### ***Tuition Fee Increases***

No increases in tuition fees and other school fees were implemented in SY 2019-2020, SY 2020-2021, and SY 2021-2022 for both college and senior high school.

### ***Financial Aid Programs***

As part of the Group's continuing efforts to support more Filipino youth to have access to quality education especially during the unprecedented situation brought about by the economic impact of the COVID-19 pandemic, the Group partnered with banks and other institutions and provided rebates and discounts to students as follows:

#### ***LandBank ACADEME Program***

LandBank approved a ₱250.0 million Term Loan/Rediscounting Line Facility on July 22, 2020, under its Academic Development to Empower the Masses towards Endless Opportunities (ACADEME) Lending Program in favor of STI ESG. The ACADEME Lending Program provides credit support to private high schools, private technical and vocational education training institutions, as well as Higher Education Institutions (HEIs) such as colleges and universities, to aid students, through their parents or benefactors, in continuing their education, under a "study now, pay later" program.

The school can borrow up to 70% of the sub-promissory notes on a per semester basis, and subject further to a maximum amount based on the school's net borrowing capacity, with a very low fixed interest rate of 3% per annum that is payable up to the maturity of the sub-promissory notes, but not to exceed three years.

Under the LandBank-STI Student Loan Program, incoming and existing college students for SY 2020- 2021 were able to borrow up to ₱15,000 per term, which was credited directly to the STI campus they were enrolled in. The loan amount defrayed the cost of tuition and other school fees for a given term. To further ease the financial burden of the students, STI ESG absorbed the 3% interest rate; thus, making the student loan program available to the students at no interest rate and with easy application process.



## ***DBP RISE***

STI ESG executed a memorandum of agreement with the Development Bank of the Philippines (DBP) on March 17, 2021 for the implementation of the DBP Resources for Inclusive and Sustainable Education Program (DBP RISE). The program grants financial assistance to deserving students from the ranks of underprivileged Filipino families who aspire to pursue studies in DBP-accredited public and private tertiary schools. DBP RISE covers: (1) the total cost of tuition fees for all year levels of the entire course or program based on the partner school's tuition fee structure which is determined at the beginning of the first term of the course or program for SY 2020-2021, and (2) student support fund which covers other school fees, miscellaneous fees, and living allowance that will be determined and set by DBP. STI ESG and DBP executed a similar MOA in November 2021 covering the implementation of DBP RISE for SY 2021-2022.

## ***Pag-IBIG – STI Educational Assistance Program***

STI ESG strengthened its partnership with Pag-IBIG Fund to ensure that students from all walks of life will have the opportunity to receive quality education. Through the Pag-IBIG – STI Educational Assistance Program, Pag-IBIG Loyalty and Loyalty Plus cardholders, and their qualified dependents within the second degree of consanguinity and/or affinity availed of a 10% partial scholarship grant on tuition fees (excluding miscellaneous and other school fees). Furthermore, an additional 10% scholarship grant were offered to student applicants during SY 2020-2021 and SY 2021-2022. Qualified applicants are entitled to an aggregate of 20% scholarship grant on tuition fees in any STI campus nationwide.

## ***Reduction of Other School Fees and/or Miscellaneous Fees***

Select students of STI ESG enjoyed a refund and/or a tuition fee credit. STI ESG adjusted the school fees of the students enrolled in select programs for the SY 2020-2021 by reducing laboratory fees by up to 35% and/or other school fees or miscellaneous fees of both the tertiary and senior high students.

## ***New Programs/Majors and Revised Curricula***

STI ESG regularly conducts market studies to determine what degree and technical-vocational programs are needed by the industry and the market. Moreover, revisions to existing programs are implemented to meet changes in the identified needs, as well as changes in government regulatory requirements.

The Group reviews the existing course offerings as needed. The streamlining of program curricula in response to the market needs and industry developments drives the rationalization of STI course offerings. As such, 18 programs were updated in SY 2019-2020 and three new programs were developed in SY 2020-2021. Meanwhile, four new programs were developed and 16 programs were updated in SY 2021-2022.

In addition, for SY 2020-2021, select STI campuses were given government permits to offer Bachelor of Science in Retail Technology and Consumer Science Program (BSRTCS) and government recognition to offer a 2-year Associate in Retail Technology Program (ART). ART has a ladderized curriculum preparatory for the BSRTCS and graduates of ART will receive a diploma upon completion of the program.

## ***Standardized Courseware***

STI ESG develops courseware to ensure the standard delivery of courses across all campuses in the STI ESG network. These are sets of teaching materials used by the instructors, including the course syllabus with the course outline that sets the general objectives of the course, presentation slides, the class hand-outs, and other materials for use throughout the course duration, with accompanying instructors' guides. The instructors' guides identify the specific objectives of each class session, the appropriate teaching methodologies to be used, and how the provided materials are to be used to achieve the set objectives. The courseware materials are suited for both online learning and face-to-face classes.

As of this writing, STI ESG has developed courseware for over 500 courses and new courseware materials are being developed as new courses and programs are offered. Moreover, existing courseware materials are regularly revised and updated to keep pace with recent developments in the target industries.

In SY 2021-2022, 47 courseware materials were developed and revised for Business and Management, Arts and Sciences, IT and Engineering, Tourism Management, and Hospitality Management while 17 courseware materials and 12 courseware materials were developed and updated for Senior High School and Junior High School, respectively. These courseware materials were embedded with activities leading toward the attainment of the STI 4Cs — Character, being Change- adept, being a good Communicator, and being a Critical Thinker — the required skills and attitude of top industries worldwide. Moreover, STI ESG updated the courseware materials that will suit the online modality and, at the same time, ensured that the materials are also Outcome-Based Education (OBE)-aligned with assessment tools, rubric, and performance tasks.

## ***ONE STI Learning Model***

STI ESG introduced the ONE STI Learning Model in SY 2020-2021. The ONE STI Learning Model is an innovative approach to student development that uses digital tools and online technology combined with invaluable hands-on practice and onsite engagements to achieve the students' academic objectives through a responsive learning experience.

Onsite learning refers to school activities to be conducted on-campus and follows the latest regulations issued by the IATF, DOH, CHED for tertiary, and DepEd for SHS.

STI ESG is not new to the concept of online learning as it has been implementing a blended learning model for the past seven years so that students can continue their studies at home uninterrupted despite any physical classroom disruptions. STI ESG utilizes the electronic Learning Management System (eLMS), a software application running on Amazon cloud, to better manage the delivery of educational courses and/or training programs to its students. The eLMS features built-in support for collaboration through various tools such as wikis, forums, and discussion groups; an internal messaging system with bidirectional support for emails and text messaging; and a built-in portfolio system which students can use to collect works to support learning and/or achievements. This cloud-based eLearning tool gives the teachers and students a two-way platform where they can collaborate, assign, and submit homework, take assessments, and track learning progress, among others.

### ***Digital Learning***

In SY 2021-2022, the Group introduced various applications to make learning more interesting and a bit experiential for the students: Point-of-Sale (POS) Web Application Simulator, a complete and functioning web-based POS application designed to teach key retail store operations wherein the student outputs are stored in a database and can be easily accessed and reviewed by their teachers; On-demand videos in which the handouts were converted into video materials and were designed for self-paced learning for students taking up the Data Storytelling and Visualization course; and Airline Cabin Simulator, a web-based virtual reality (VR) application that allowed the Tourism Management students to explore the cabin of a Boeing 777 and it is run on both desktop and mobile devices.

### ***Standardized Periodical Examination***

STI ESG's Academic Research Group (ARG) develops the Standardized Periodical Examinations. In SY 2018- 2019, ARG introduced the STI Test Bank System and prepared 1,119 exams for the first semester and 692 exams for the second semester. The following school year, 57 more exams were added to the Test Bank. For SY 2020-2021 and SY 2021-2022, in view of the ONE STI Learning Model, the Group administered practical Standardized Periodical Examinations in the form of task performances and iLearn and Share (iLS) activities in place of the written Standardized Periodical Examinations.

### ***Milestones***

STI ESG remains steadfast in its commitment to strive for academic excellence that is directed towards the development of the institution and the improvement of the quality of its students and graduates.

### ***Education Centers Upgraded to Colleges***

STI College Tagum was granted college status by CHED effective SY 2019-2020.

### ***Halalan 2022***

Fulfilling its steadfast duty in developing competent, compassionate, and responsible citizens, STI ESG joined forces with broadcast media companies ABS-CBN and People's Television Network (PTV) in the 2022 National and Local Elections Day. The partnership, which came into signing as early as January 2022, was anchored by the institution's objective in empowering young voters to take part in a clean, honest, and smooth elections en route to appointing the nation's new leaders.

From March 4 to May 5, STI students from various campuses nationwide underwent comprehensive and interactive election-related online seminars and workshops. On the Election Day itself, students from STI College Global City were able to practice points raised by the professionals in the seminar, and gathered factual, election-related stories for BMPM to report.

On the other hand, STI students, faculty, and staff became content aggregators for PTV on May 9-10. Select STI campuses opened their doors for the installation of reporting hubs, dubbed as "Reklamo Hubs", and kept an eye on the stories and experiences of the voters on-ground. They also gathered reports about the election activities which were shared on the network's social media platforms through the hashtag #PTVBantayBoto.

Aside from the two media giants, STI also linked-up with election watchdog National Citizens' Movement for Free Elections (NAMFREL), deploying computer units for the non-government organization to use in data collection of results.

### ***SABRE Awards Asia-Pacific***

STI ESG was recognized for its youth-oriented program, the STI Career Camp, during the virtual SABRE Awards ceremony held in Tokyo, Japan on September 24, 2020. The STI Career Camp is the sole winner of the prestigious award from the Philippines and bested other Asia-Pacific region finalists in the Educational and Cultural Institutions category.

The SABRE or Superior Achievement in Branding and Reputation Award is evaluated by a jury of more than 60 industry leaders worldwide.

### ***Asia-Pacific Stevie Awards***

STI ESG also received another international award for its STI Career Camp program under the Innovation in Communications/Public Relations category. STI ESG was a bronze awardee during the virtual awarding ceremony of the 2020 Asia-Pacific Stevie Awards held on September 22, 2020. The winners were judged by more than 100 executives around the world. The Stevie Awards is the world's premier business awards, conferring recognition for achievements that generate public recognition and positive contributions worldwide.

### ***57th Anvil Awards***

The STI Virtual Career Orientation Seminar (VCOS) was commended by the Public Relations Society of the Philippines (PRSP) with a Silver Anvil under the category of Public Relations Tools at the virtual 57th Anvil Awards ceremony held on February 24, 2022. The STI VCOS was implemented by STI ESG to guide the youth in making informed choices toward their senior high school or college education.

### ***18th Philippine Quill Awards***

The International Association of Business Communicators (IABC) awarded STI ESG with two merit awards under the Communication Management – Marketing, Advertising, and Brand Communication category for STI SCOPE and STI Career Camp. STI ESG was recognized during the virtual award ceremony held on March 25, 2021 for its programs that are geared towards guiding and enriching the Filipino youth.

### ***ICT Talent Partner of the Year***

True to its word of creating "New Value Together," Huawei has recognized the significant contributions and exemplary performance of its industry and academic partners. In July 2021, Huawei conferred the ICT Talent Partner of Year 2020 award to STI ESG. The Group joined Huawei's Learn ON online learning program that tackled trends such as virtualization as well as networking and storage basics for cloud computing. Since 2020, STI ESG has produced 543 Huawei-certified students.

### ***STI Virtual Career Camp***

In SY 2020-2021, the Group held STI Virtual Career Camp in which Grade 10 and Grade 12 students go through engaging learning modules that are designed to help them choose the right track or program for senior high school or college. Contents for Entrepreneur's Camp, Baker's Camp, Photographer's Camp, and Game Developer's Camp were developed by utilizing Articulate Rise 360 and featured interactive activities that were suited for online modality. Articulate Rise 360 is a web app that lets the users create fully-responsive online courses whether the participants are viewing the camps through a desktop computer, tablet, or mobile.

A new camp module was introduced in SY 2021-2022. The Flight Attendant's Camp provided the students a glimpse of what it takes to become a flight attendant. It also included gamified activities and airline in-flight simulations/demonstrations.

### ***Faculty Achievements***

#### ***Conferences***

STI ESG's Courseware Development Head for Arts and Sciences Jandra Camua participated in the Config 2022 Global Design Conference on May 11, 2022. Camua was the only invited speaker from the Philippines in the global conference that was attended by more than 100 participants from different countries. Camua talked about "Creating Better Learning with Figma" where she shared about her journey and learnings on creating the best learning experience and activities for the students. She also featured some outputs from STI's Bachelor of Multimedia Arts students. Figma is a web-based editor and prototyping tool primarily used for interface design.

Meanwhile, STI College Sta. Mesa was invited to present research papers of its IT students wherein the school was represented by its Assistant Principal Susana Castillo. She was recognized as the "Best Coach in Research Presentation" in the SIBOL (Samahan ng mga Iskolar ng Bagong Salinlahi) International Research Conference 2022. With the theme "Responding to the Needs Towards Social Transformation during the Pandemic Era," the conference was held virtually on June 25, 2022.

#### ***Leadership Award***

STI College General Santos' Ann Gilyn Premarion was a recipient of the Outstanding Leadership Award – Rank 6 in the Global Leaders and Educators Awards 2022. Held on June 25, 2022 at Clark, Angeles City in Pampanga, the event was organized by Beyond Books Publication and aims to recognize educators and leaders in the academic institutions who have displayed exemplary work performances and made significant contributions to the profession and community at large.

#### ***Academic Research***

STI College Global City's Assistant Principal Carlo Patricio and faculty member Wilfredo Uriarte, Jr. co-authored and published their online research study titled "Teachers at Lock-Down: Generalized Anxiety Disorder and Attitude Towards E-Learning amidst COVID-19 Era" on the European Journal of Interactive Multimedia and Education on October 20, 2021. Their research study examines the attitude of teachers toward e-learning as the new learning modality and the possible development of general anxiety disorder among teachers amidst the pandemic.

Meanwhile, STI College Alabang's Academic Head Ricson Ricardo presented his paper, "The Effectiveness of Mobile Aided Instruction Application in Teaching Mathematics," on December 12, 2021 at the 5<sup>th</sup> Gen TEFL International Hybrid Conference and was published on December 30, 2021 by the Global Educators Network Inc., an organization affiliated to International Association of TESOL, Union of International Organizations, and Junior Chamber International, among others.

Another Academic Head from STI College Sta. Mesa, Richard Santos presented his research study titled "Web-based Patient Record Management and Appointment System for CHAMP Pasig Wellness and Renal Center" in the Luminary International Conference on February 12, 2022 and in the Philippine Council of Deans and Educators in Business (PCDEB) 5<sup>th</sup> ASEAN Research Conference on March 4, 2022. Santos was also recognized as the Best Research Presenter in both conferences. The research aims to develop an online platform for CHAMP clinic to provide efficient and quality service to its clients.

Also, from STI College Sta. Mesa, IT faculty member Gabby Vargas presented his research paper "An Online Events Monitoring System for STI College Sta. Mesa" in the Luminary International Conference on February 12, 2022 and in the Association of Training Institutions for Foreign Trade in Asia and the Pacific 16<sup>th</sup> Global Business Conference on April 23, 2022. Vargas' research focused on developing an online platform for STI College Sta. Mesa to provide effective and efficient flow of transaction pertaining to events monitoring.

Four faculty members from STI College Sta. Maria also joined the Luminary International Conference on February 13, 2022 and in the 5<sup>th</sup> ASEAN Research Conference on March 4, 2022: Program Head Alfie Benito presented his research study, "Alumni Website with Academic Credential Request System for STI College Sta. Maria"; Marjon Alarcon discussed his research titled "Development of a Virtual Hub for Online Seller of Sta. Maria, Bulacan with Real-time Customer Monitoring Android-based System"; Jennilyn Silva presented her research paper "A Web-based Appointment and Queuing System for STI College Sta. Maria"; and Reynaldo Merced presented his research study "Online Student Clearance and Pre-advising System for STI College Sta. Maria."

### ***Student Achievements***

The global pandemic changed the educational landscape as the schools transitioned to online learning and virtual conferences and competitions.

The educational landscape changed in SY 2020-2021 as educational institutions transitioned to online learning due to the ongoing global pandemic. With this, school activities likewise shifted to virtual conferences and online competitions. Despite these abrupt changes, STI students still proudly won accolades in different fields.

### ***31<sup>st</sup> Southeast Asian Games***

STI College Ortigas-Cainta student David Emmanuel Tapang was one of the five League of Legends (LoL) PC players who brought home the silver medal for the Philippines in the 31st Southeast Asian Games in Hanoi, Vietnam. Tapang, a Grade 11 Accounting, Business, and Management (ABM) student and his West Point Esports squad represented the country under the moniker "Sibol", went up head-to-head and lost against a powerhouse Vietnam in the final round of the LoL PC event on May 22, 2022.

### ***Huawei ICT Academy***

After high-placing performances in the Philippine and Asia-Pacific (APAC) round, Mharjon Abante (from STI College Ortigas-Cainta), Roy Molod, Jr. (from STI College Santa Rosa), and Renante Burgos, Jr. (from STI College Vigan) won second place in the Network Track of the global Huawei ICT competition held on June 17-18, 2022.

Under the guidance of STI's IT Courseware Development Head Beronika Peña, the troika became the first Filipinos to achieve such a remarkable feat since the competition first commenced in 2015. During the national round held in September 2021, the three got a taste of their first victory after emerging on top of fellow local schools in the Network Track. The win handed the trio tickets to the regional round where they continued to display their prowess, finishing third among the 21 APAC candidates on the same track six months later.

### ***Local Competitions***

STI College Vigan student Ernest Carlo Guiuntab earned second place at the United Nations (UN) Philippines' short film competition "CineSilip: Mga Kwento ng Pag-Asa sa Gitna ng Pandemya." The winners were announced during the UN Day celebration on October 25, 2021. Guiuntab's video entry, "Jared: Ang Batang Sabik sa Signal," portrayed the determination of young learners to continue their education in places with poor internet connection.

Four STI College Pasay-EDSA students made history as the first STIers to top the Junior Achievement (JA) Philippines' Business Skills Pass (BSP) Business Plan competition 2021-2022. Grade 11 ABM students Eliona Loureyn Hernandez, Michelle Ann Pogoso, Jade Anne Panaligan, and Jenyll Sofia Quintal capped a huge milestone in the Be Entrepreneurial program as part of STI's partnership with JA Philippines.

Anchored by the institution's core values, the four bested other schools nationwide with their innovative product "Isonitize", an indigenous-themed cellular phone case built with an alcohol container at the back. Hygieia Co., the group's mini-company, was selected to represent STI along with 20 mini-companies from STI campuses in Calamba, Caloocan, Cubao, Las Piñas, Muñoz-Edsa, Novaliches, Ortigas-Cainta, San Jose Del Monte, Sta. Mesa, and West Negros University.

STI College Muñoz-EDSA's BS Computer Engineering students took home the 2<sup>nd</sup> runner-up spot in the Institute of Computer Engineers of the Philippines (ICPEP) – Student Edition – NCR Quiz Bowl Competition. Representing the school were Keepner Bermoy, Sean Mark Rey Teja, Mark Joseph Bosegro, and Angel Dominic Kynnt Calixtro.

For the list of achievements in previous years, please visit [www.sti.edu](http://www.sti.edu) for prior years' 17A reports.

### ***Faculty Development and Certification***

STI ESG provides its faculty members with development programs designed as a system of services, opportunities, and projects that assist them in acquiring competencies necessary to perform their respective functions effectively.

The Courseware-based training (CBT) programs are held during semestral and summer breaks for all faculty members from wholly-owned and franchised schools that aim to improve the teaching methodologies and content knowledge for specific courses. Courses offered for training vary from

year-to-year depending on the results of the needs analyses of the faculty members of the whole STI ESG network.

### ***Faculty Training***

In SY 2019-2020, a Professional Culinary Arts training was conducted among 26 faculty members. The training aimed to assist schools who were planning to offer the new Professional Culinary Arts (PCA) program. After the training, the participants also applied for and passed TESDA's National TVET Trainer Certification in the following areas: Cookery NCII, Commercial Cooking NCII, Commercial Cooking NCIV, and Bread & Pastry Production NCII. Another training that was held in support of the PCA program was the Essentials of Culinary Arts training that was attended by 68 faculty members. Rounding up the trainings for SY 2019-2020 was the SAP Faculty Training attended by 94 faculty members. This was conducted to better prepare the faculty members for the integration of SAP in select Accounting and IT programs.

For SY 2020-2021, given the current disruption caused by the global COVID-19 health crisis to the education sector, the Group recognized the need to transform the traditional in-classroom learning delivery to alternative modes leveraging on online learning platforms, tools, and technologies. Hence, the Group kicked off SY 2020-2021 with the Tech to Teach Faculty Training, participated by 178 select faculty members. The training was designed to orient the faculty members on how they can fully utilize the STI eLMS and video conferencing tools of MS Teams in delivering their online classes.

Meanwhile, in partnership with Huawei, select STI faculty members from the IT and Engineering programs were given the opportunity to undergo free training and examination for various Huawei Certified ICT Associate (HCIA) Training and Certifications. The training and examination sessions were held online via Zoom and facilitated by trainers from Huawei ICT Academy. Fourteen faculty members passed the certification exams and became HCIA-certified faculty members.

During the same school year, the Group integrated SAP Business One Cloud System in the curriculum of BS Information Technology, BS Accountancy, BS Management Accounting, BS Accounting Information System, and BS Business Administration. In January 2021, the Business Management and IT faculty members attended an orientation about the system to equip them with the necessary knowledge and skills to teach SAP to their students. The training was conducted through MS Teams and facilitated by trainers from the FastTrack IT Academy. A total of 92 faculty members joined the training.

Faculty members assigned to teach the Travel Writing and Photography course under the BS Tourism Management program attended training focusing on building competencies in travel writing, travel photography, and travel blogging. The training, held on January 27-29 and February 3-5, 2021, was attended by 46 faculty members.

In SY 2021-2022, select STI faculty members from the IT and Engineering programs underwent free training and examination for various Huawei Certified ICT Associate (HCIA) certifications. The program was held in partnership with Huawei, a leading global provider of ICT infrastructure and smart devices. The Huawei ICT Academy was conducted online via Zoom on September 5, October 2, 9, 16, and 23, 2021, and was facilitated by the trainers from Huawei.

The SAP training was likewise continued from the previous school year in which 64 faculty members from the IT, Accounting, and Business Administration programs, who were handling SAP-



related courses, joined the online training from January 31 to February 5, 2022 and February 7 to 11, 2022. The training was held due to the ongoing integration of SAP in the Group's IT, Accounting, and Business courses.

Meanwhile, 56 faculty members who are teaching the Applied Business Tools and Technologies in Tourism course completed the Amadeus Basic Reservation Course held on August 18, 19, 23, 24, 26, and 27, 2021. The training was conducted in line with the integration of the Amadeus Basic Reservation software with the aforementioned course.

Gatessoft also staged a training for the Group's faculty members who are teaching Applied Business Tools and Technologies in Hospitality and Advanced Office Productivity Tools in Hospitality after the Gatessoft point-of-sale and PMS software was integrated in the said courses. 58 faculty members joined the online training on August 2-6, 9-13, and 19-20, 2021.

The Group also provided training for the guidance personnel and homeroom or classroom advisers who play key roles in giving psychosocial support to the students. Partnered with Empath, a social enterprise that provides mental healthcare and psychoeducation services, 83 academic personnel attended the training held online on April 20, 22, 27, and 29, 2022.

### ***Academic Head Training***

The institution likewise provides training to its Academic Heads. In SY 2019-2020, their training focused on evidence-based problem-solving and decision-making for academic operations. The three-day training was attended by 71 Academic Heads from STI campuses nationwide.

In SY 2020-2021, the Academic Heads attended the ONE STI Academic Heads Training. The training aimed to equip the Academic Heads with the mindset and technical skills necessary for an academic manager in an online learning environment. The participants were tasked to plan and implement their local faculty development programs. The training was conducted on August 18-20 and 25, 2020, and participated by 60 Academic Heads.

Meanwhile, for SY 2021-2022, the Academic Heads headed into a journey of introspection, reflection, discovery, and action towards a high-performing and positive academic culture that supports student learning, development, and success. Attended by 61 Academic Heads across the network, the training was conducted online via MS Teams on August 31, September 2, and September 3, 2021. Afterwards, follow-through sessions were held throughout the school year to continually monitor and assist the Academic Heads in the implementation of their academic improvement plans.

### ***Faculty Certification***

STI ESG administers a Faculty Competency Certification program (FCC), which evaluates a faculty member's knowledge of a particular course. FCC ascertains if the faculty member has the minimum level of competence needed to teach the course. Certification requirements include passing a comprehensive certification exam for each course and garnering above-average faculty evaluation ratings from superiors, peers, and students. Accordingly, the faculty member will be issued certificates after passing the certification exams per course.

In SY 2019-2020, 3,824 faculty members were certified and 10,834 certificates were released. For SY 2020-2021, 2,857 FCCs were granted and 9,098 certificates were released. Meanwhile, SY 2021-2022 registered 3,382 certified faculty members and released 9,310 certificates.

### ***Graduate Studies Assistance Program***

STI ESG also offers Graduate Studies Assistance Program for part-time full-load faculty members taking up Master in Information Technology. This assistance program features a socialized tuition scheme based on the enrollee's capacity to pay where the faculty member pays only a portion of the tuition and other school fees for every semester. In SY 2019-2020, 12 faculty members enrolled in the program wherein 11 of them completed the program in SY 2021-2022.

### ***Student Development***

STI ESG believes that learning should not be confined within the four corners of the classroom. To ensure that its graduates are equipped with a well-rounded education that will help them reach their highest potential, STI ESG encourages students to explore, enjoy, and learn through a wide array of academic, co-curricular, and extra-curricular activities.

For SY 2019-2020, all sports competitions which had been set for March 2020 were cancelled because of the implementation of the enhanced community quarantine in key areas in the country in response to the COVID-19 pandemic.

The government restrictions continued in SY 2020-2021 and SY 2021-2022 as on-campus activities with large gatherings remain strictly prohibited. Student-related activities were then implemented online, mostly on social media platforms.

### ***iLearn and Share***

STI ESG's iLearn and Share (iLS) is an exhibition of performance tasks in which senior high school students are assessed based on their products and/or performance. The performance tasks are proof of how well they understood and learned the task. Students can then apply their learnings to real-life situations.

In SY 2020-2021 and SY 2021-2022, STI ESG conducted the first virtual nationwide SHS-iLS Expo. Instead of a big culminating event like in previous years, students submitted short videos of their projects through the eLMS. Graduating senior high students from various tracks and specializations developed and showcased over a thousand projects.

### ***Virtual College Fair and Symposium***

In SY 2021-2022, the College Fair and Symposium was launched and conducted virtually from January 10 to 22, 2022. The event, consisting of two parts — the virtual exhibit and the virtual symposium, served as a suitable platform for the graduating tertiary students from different disciplines to showcase and demonstrate their projects and research outputs.

### ***Alternative On-the-Job Training***

In SY 2021-2022, the Group introduced the alternative OJT program to select students in the network. Select BS Business Administration students underwent the Introduction to Data

Visualization and Storytelling where they were taught to think like data scientists, build program-solving skills, and discover how to look at new data in new ways to deliver business insights and make intelligent data-driven decisions. At the end of the program, the students should be able to analyze the relationship of data science, digital marketing, and data storytelling. Moreover, as the final requirement, they will develop a comprehensive infographic using analytics and storytelling in a sales and marketing context.

Meanwhile, ICT and Computer Engineering students completed online courses and attended webinars from Huawei where they were learned about cloud service and internet of things (IoT). The students were also given free Huawei certification exam vouchers wherein 269 students have been certified.

### ***Career Planning Program***

The Career Planning Program (CPP) is a six-stage program comprised of activities intended to help the senior high school students explore and evaluate various career options. Through the CPP, students are carefully guided in making well-informed educational and career decisions. For SY 2020-2021 and SY 2021-2022, all activities including the one-on-one career planning consultation were conducted online via MS Teams.

### ***Student Webinars***

In SY 2021-2022, the Group's student webinar series kicked off with the Guide to Responsible Netizenship held on August 26, 2021. The webinar featured Coach Lyqa Maravilla, a YouTube EduCreator, who guided the students on how to deal with fake news, toxic arguments (along with toxic positivity), and cancel culture.

To help the students cope with overwhelming situations, the Group invited licensed mental health professional Dr. Francine Rosa Bofill to share her expertise in the Stress Tolerance and Management webinar, held on October 8, 2021.

The third webinar in the series, Entrepreneurial Mindset, was held on November 10, 2021. Jason dela Rosa, founder of Bounce Back Network, entrepreneur, and author, was invited to share his practical wisdom and guide the students in developing a future-proof entrepreneurial mindset.

As more and more students get into online gaming, the Group invited esports experts — BrenPro's COO Jab Escutin and The Nationals Commissioner Ren Vitug — to share their insights on Responsible Gaming on January 21, 2022.

The Group also partnered with Bayan Mo, iPatrol Mo (BMPM) to deliver a series of webinars about voters' education, citizen journalism, election reporting, fact-checking. Throughout the four-part webinar series, the students listened to meaningful discussions from the BMPM Head, Rowena Paraan; BMPM Campaign and Training Officer, Dabet Panelo; Project Director of Legal Network for Truthful Elections (LENTE), Brizza Rosales; Networking and Advisory Officer of LENTE, Antonette Eduardo; ABS-CBN News Reporter, Jervis Manahan; and Star Magic Election Ambassador, Aya Fernandez.

### ***Post-Graduation Report***

The STI Alumni Relations, Placement, and Linkages (STI APL) department, through the respective STI School's Alumni and Placement Office, surveys the graduates to track employment rate. Based on most recent reports, around 70% of our surveyed graduates are employed within 12 months after they graduated.

### ***Interactive Career Assistance and Recruitment System (I-CARES)***

As part of the job placement assistance of STI, the STI APL institutionalizes partnerships locally and internationally to help increase the employability of graduates through the Interactive Career Assistance and Recruitment System.

The I-CARES is an exclusive job search system for STI graduates that facilitates the easy dissemination of information by STI's partners for their placement opportunities and provision of candidates (STI graduates) to fill in job openings. Partners of STI ESG for the job placement of STI graduates may post their job openings and request lists of graduates through [www.i-cares.com](http://www.i-cares.com) or the I-CARES at no cost. There are close to 100 partner companies that are using I-CARES. For SY 2019-2020, the website registered 84 partner companies with 44 of them posting job opportunities. In SY 2020-2021, the recruitment season, which usually occurs from February to May, was affected with the implementation of the community quarantine which then led to a decline in the number of job postings. With the economy slowly opening up in 2022, 163 partner companies were registered utilizing the I-CARES website with unique job postings.

On-the-ground, the Group usually conducts school activities such as job fairs for recruitment purposes and provides employment preparation seminars to graduating STI ESG students. For SY 2020-2021, however, on-the-ground activities were postponed in consideration of the nationwide restrictions on mass gatherings and implementation of community quarantine measures in response to the COVID-19 pandemic.

STI APL launched instead the STI Virtual Career Fair 2021 on January 29 and February 10, 2021 with Accenture and on February 11, 2021 with Teleperformance. This is an industry-academe collaboration to assist graduating students and alumni to be informed of the new recruitment practice amid the ongoing pandemic and also link them to job opportunities. With speakers from Accenture and Teleperformance, the career fair was both a webinar and virtual recruitment that was held exclusively for STI. Almost 500 graduating students and alumni nationwide attended the virtual career fair.

In the following year, SY 2021-2022, STI APL successfully conducted six virtual career fairs: Harnessing the Power of Opportunities for Holistic Growth/Data Analytics with Accenture on May 12, 2022; IT Management Trainee Program Qualifying Test with Metrobank on May 25, 2022; Serverless Framework and Agile Methodology with Digiteer on June 3, 2022; Developing Communication Skills with VXI on June 9, 2022; Anatomy of a Digital Talent: Upskilling with UBP Xcellerator with Unionbank on June 15, 2022; and Advice on Tech Tracks and Creating a Tech CV that Stands Out/Recruitday on Metaverse with Recruitday on June 23, 2022. These virtual career fairs were held exclusively for STI students and also served as an online recruitment activity that were attended by almost 2,000 students across the STI network.

STI APL also held the National Job Placement Month (NJPM) 2.0, a redesigned placement program that consists of online employment preparation seminar and virtual recruitment activities through the

eLMS, from April to June 2021. The program aims to prepare the graduating students on how the “new normal” has changed the employment landscape and, at the same time, provide tips on entrepreneurship opportunities. Around 2,068 graduating students joined the seminar and 294 employers participated in the virtual recruitment. For SY 2021-2022, there were 7,385 graduating students who joined the online seminars and 400 employers who participated in the virtual recruitment.

### ***STI Distinguished Alumni Awards***

STI ESG launched the STI Distinguished Alumni Awards (STIDAA) in 2014. STIDAA honors, awards, and recognizes alumni of STI campuses who have received distinctions and achievements in their chosen fields. Since its inception in 2014 to 2020, 62 alumni have been awarded and recognized for their outstanding accomplishments.

In 2020, STIDAA recognized and honored 21 notable alumni in a virtual ceremony. The 2020 STIDAA National Awardees were Marlon Lopez, Ralph Rolly Maliwat, Mary Grace Araneta, Sergiris Ortega, Ronnel Ybañez, Jastine Ann Montilde, Ronnie Arap, Jr., Joseph John Martinez, Ronnie Cabanjin, Niño Algura, Darren Quijano, John Christian Mirasol, M.D., Roque Louie Aliyas, Clark Ty, James Olarte, Joseph Del Rio, Grace Jude, Neil Defeo, Greggie Mercado, Allan Jay Dumanhug, and Karen Jane Salutan.

The STIDAA for 2021 and 2022 were postponed in view of the disruptions caused by the pandemic to the operations of educational institutions.

### ***Institutional Linkages***

The Group continues to identify and explore institutional linkages, memberships, and cooperation agreements to engage in more meaningful academic collaborations to develop the students and increase the graduates’ employability. These linkages may cover areas such as on-the-job training (OJT), employment opportunities, courseware enhancements, faculty development, employment preparation seminars, job fairs, and scholarship grants, among others.

### ***Department of Education (DepEd)***

STI ESG partnered with DepEd to strengthen the latter’s Basic Education Learning Continuity Plan (BE-LCP), a package of academic interventions that will respond to the difficulties brought about by COVID-19. Under the partnership, STI ESG will provide DepEd various forms of support for free including rendition of technical assistance in the digitization or conversion of learning contents into digital format, transportation services, and use of STI facilities nationwide to name a few.

### ***Development Academy of the Philippines (DAP)***

STI ESG and DAP inked a Memorandum of Understanding during a ceremonial virtual signing on May 12, 2021. The partnership aspires to implement the Smarter Philippines through Data Analytics, Research and Development, Training and Adoption (SPARTA) within the STI network. SPARTA is a program that aims to put in place the necessary online education as well as research and development mechanism and infrastructure. As part of the collaboration, DAP prepares to implement various activities such as town hall meetings, online roadshows, and hackathons to strengthen STI’s Bachelor of Science in Retail Technology and Consumer Science (BSRTCS) program. For the online training component of SPARTA, there are 1,500 allotted slots for STI scholars.

### ***Fasttrack Solutions, Inc.***

STI ESG signed a Memorandum of Agreement (MOA) with Fasttrack Solutions, Inc. on September 15, 2020. The partnership allows STI ESG to integrate SAP Business One on Cloud on the following programs: BS Accountancy, BS Management Accounting, BS Accounting Information System, BS Information Technology, and BS Business Administration. In addition, SAP Business One on Cloud can be accessed by both students and teachers on varied devices such as desktop computers, laptops, tablets, or mobile phones within the specified laboratory schedules. The MOA was renewed on October 4, 2021.

### ***Amadeus Marketing Philippines, Inc.***

STI ESG signed a MOA with Amadeus, a provider of Property Management System (PMS) and Point-of-Sale (POS) system training and certification, on July 28, 2021. The systems training modules are integrated in the courses Applied Business Tools and Technologies in Hospitality and Advanced Office Productivity Tools in Hospitality. A PMS is an integrated system centralizing the different transactions in an accommodation operation; while a POS is a system facilitates sales and inventory transactions in restaurants. Both certifications will give the STI students with a better standing when looking for jobs in the hospitality industry.

### ***Manila Marriott Hotel and Sheraton Manila Hotel***

Eleven top-performing BS Hospitality Management students were selected to be part of the first-ever Marriott internship program, a three-month internship conducted by Manila Marriott Hotel and Sheraton Manila Hotel. From March 15 to June 14, 2022, selected students from STI Colleges Caloocan, Global City, Las Piñas, Novaliches, Baguio, Sta. Maria, Ortigas-Cainta, Tanauan, Cagayan de Oro, and Cotabato were immersed in the hospitality management industry's best practices within both hotels, providing an experiential journey and maximizing the students' learning potential.

### ***Scholarships***

STI ESG partnered with various companies to aid in scholarship programs and increase employment opportunities for STI ESG's graduates.

### ***Gift of Knowledge***

To provide educational opportunities to deserving individuals who have no means of pursuing post-secondary education, STI ESG, through the STI Foundation for Leadership in Information Technology and Education, Inc. (STI Foundation), strengthens its partnership with various TV programs from different TV networks. Fifty-four (54) scholars were registered through the TV programs in SY 2019-2020. No scholars were registered in SY 2020-2021 and SY 2021-2022 since the TV networks also experienced the disruption caused by the global pandemic and various TV shows went off-air.

### ***Sponsored Scholarship Programs***

STI ESG and STI Foundation continually strengthen partnerships with corporations and government organizations to be able to provide scholarship programs to support the tertiary education of deserving individuals.

The STI Foundation and its partners were able to support 1,119 scholars in SY 2019-2020, 980 scholars in SY 2020-2021, and 1,087 scholars in SY 2021-2022.

### ***Community Extension and Outreach Programs***

Capitalizing on STI ESG's national reach, STI Foundation and STI campuses across the country spearheaded and/or collaborated with other groups to conduct several community involvement programs that intensified the spirit of camaraderie among employees and the desire to give back to the communities while developing an environment that will be beneficial to all stakeholders.

### ***The STI Foundation***

The STI Foundation aims to contribute to the improvement of the country's educational system through programs and projects that promote excellence in education.

### ***Alternative Learning System (ALS)***

STI Foundation responded to the call of DepEd for the private sector's participation and support in its ALS program, a non-formal education to help learners who wish to complete their basic education. The ALS program also aims to address the growing number of students who drop out of school every year.

STI ESG reached out to out-of-school youth aged 15 and above who still have not finished their secondary education and cannot afford to go through formal schooling. ALS employs collaborative modes of instruction (face-to-face instructions), e-learning materials (e-Skwela), and performance-based assessment. ALS aims to prepare and equip the learners with the knowledge required to pass the Accreditation and Equivalency (A&E) Test given by DepEd. There are five STI campuses offering ALS — STI Colleges Ortigas-Cainta, Batangas, Lipa, Muñoz-EDSA, and Rosario. For SY 2020-2021 and SY 2021-2022, ALS classes were suspended in the aforementioned campuses due to the restrictions of conducting face-to-face classes among the students.

### ***The STI Mobile School***

The STI Mobile School is a fleet of tourist-sized buses converted into roving computer laboratories. Each bus is equipped with a state-of-the-art computer laboratory with internet access, multimedia computers, LCD monitors, sound system, and other top-of-the-line computer equipment.

Since its inception in 2011 until the end of SY 2019-2020, the STI Mobile School has travelled over a thousand sites and trained around 175,000 participants nationwide. Today, a total of six STI mobile school buses travel across Luzon, Visayas, and Mindanao. For SY 2020-2021 and SY 2021-2022, the STI Mobile School's scheduled visits to local communities have been suspended due to the implementation of community quarantine and prohibition of face-to-face activities nationwide.

### ***Adopt-a-School Program***

STI ESG received a Certificate of Appreciation from DepEd for being one of its active partners in implementing the Adopt-a-School program. The STI Mobile School provides alternative learning facilities to DepEd's high schools in far-flung communities. The Adopt-a-School program aims to teach students computer concepts, GNU Image Manipulation Program (GIMP), multimedia

animation, audio editing, and movie presentation through ICT-enhanced training sessions, among others.

STI Foundation extended assistance to various special community development projects, outreach programs, and humanitarian services to help tackle the needs of the disadvantaged sectors and other organizations.

In support of DepEd's Brigada Eskwela program, STI Foundation participated in two Brigada Eskwela activities during the SY 2019-2020. Twenty ALS learners in Alfonso Central School in Cavite were taught GIMP animation. Similarly, STI Foundation conducted trainings on Computer Concepts (MS Office), multimedia tools, and video editing and layout to over a hundred public school teachers in Maria Perpetua E. Brioso National High School in Masbate. For SY 2021-2022, STI College Balagtas joined in the Brigada Eskwela program of the Secondary DepEd schools in Balagtas, Bulacan. The STI campus distributed health and sanitation products to the following schools: Guiguinto National Vocational High School, Taliptip National High School, Batia High School, Gat. Francisco Balagtas National High School, Iluminada Roxas National High School, Bunsuran National High School, Balagtas National Agricultural High School Annex, and Felizardo C. Lipana National High School.

### ***Community and Civic Engagements***

Through STI ESG's partnership with the National Grid Corporation of the Philippines (NGCP), a privately- owned corporation in charge of operating, maintaining, and developing the country's state-owned power grid, STI Foundation facilitated the installation and regular maintenance of computer units donated by NGCP to 34 public elementary and high schools nationwide. Regular maintenance of the computer units for these public schools continued up to SY 2019-2020. During the same school year, five more computer laboratories were installed in five public schools.

Meanwhile, STI Foundation inked a Memorandum of Agreement with Jollibee Foods Corporation (JFC) on April 21, 2017 and launched the Agroenterprise Training for Farmer Facilitators. With the help of the courseware learning materials developed by STI, Jollibee Foundation trained agroentrepreneurs facilitators so the latter will be able to organize farmer clusters that shall provide the vegetable supply to various JFC distributors, retailers, and institutional markets. In SY 2019-2020, three faculty members from STI College Ortigas-Cainta joined the program as co-facilitators and later on passed the TESDA National Certification IV assessment on Agro-entrepreneurship.

In SY 2020-2021, the STI ESG community likewise demonstrated its Bayanihan spirit as the students, faculty members, and school personnel all worked together to extend a helping hand to their respective communities during this time of a global pandemic. Activities such as face mask donations to local government units, feeding programs for frontliners, food pack donations, and setting up of community pantries, among others were organized by various STI campuses nationwide.

STI College Cotabato, meanwhile, partnered with the City of Cotabato and City Health Office for the mobile vaccination program called "Mobile Bakuna Bus." Using the STI Mobile School, the bus reached out to individuals with no access to vaccination hubs in the region. During the pilot run, the "Mobile Bakuna Bus" visited the city's old market where the citizens, mostly vendors who cannot leave their stores, received their first dose of vaccines. Since then, the bus has reached four areas within the city and more than 800 of its citizens have been vaccinated. The Mobile Bakuna



Bus targets to reach strategic areas such as public markets, groceries, supermarkets, malls, schools, and barangay halls in Cotabato City.

On the other hand, STI Alaminos organized a tree planting activity at Adopt-a-Mountain Site in Barangay San Vicente, Alaminos City, Pangasinan. In partnership with the City Agriculture Office, around 107 STI students and six school personnel joined the community extension activity in support to the city government's sustainable environmental program.

### **Business of Issuer**

STI ESG is the largest subsidiary of STI Education Systems Holdings, Inc. (STI Holdings) the ultimate parent company of the Group. It is engaged in establishing, maintaining, and operating educational institutions. It derives its main revenues from tuition and other school fees of its own schools, and from the royalties and other fees for various educational services provided to its franchised schools.

STI ESG offers secondary (senior high school) and tertiary (college and TESDA) programs, as well as post-graduate and associate programs. The colleges of STI ESG offer associate/baccalaureate degrees and technical-vocational programs in the fields of ICT, Business and Management, Hospitality Management, Tourism Management, Arts and Sciences, Engineering, and Education. These programs are accredited by CHED and/or TESDA, as may be applicable. The education centers of STI ESG offer technical-vocational courses for information technology, multimedia arts, hospitality and restaurant services, culinary, and tourism and events management, among others. The programs in the education centers are accredited by TESDA.

### ***STI ESG School Programs***

#### ***Tertiary Programs***

BS in Information Systems  
BS in Computer Science  
BS in Information Technology  
BS in Accountancy  
BS in Management Accounting  
BS in Accounting Information System  
BS in Business Administration major in Operations Management  
BS in Hospitality Management  
BS in Retail Technology and Consumer Science  
BS in Culinary Management  
BS in Tourism Management  
BS in Computer Engineering  
BA in Communication  
Bachelor of Multimedia Arts  
BS in Marine Engineering\*  
BS in Marine Transportation\*  
BS in Naval Architecture and Marine Engineering\*  
Master in Information Technology  
3-year Hotel and Restaurant Administration  
2-year Information Technology Program  
2-year Associate in Computer Technology

2-year Hospitality and Restaurant Services  
2-year Tourism and Events Management  
2-year Associate in Retail Technology

*\*These maritime programs are offered only to students of NAMEI Polytechnic College, Inc.*

### **Senior High School Programs**

#### *Academic Track*

Accountancy, Business, and Management

Humanities and Social Sciences

Science, Technology, Engineering, and Mathematics

General Academic Strand

#### *Technical-Vocational-Livelihood Track*

ICT Strand with specializations in:

- Computer Programming
  - Animation
  - Illustration
  - Broadband Installation
  - Computer Hardware Servicing
- Home Economics Strand with specializations in:
- Commercial Cooking
  - Cookery
  - Bartending
  - Food and Beverage Services
  - Tour Guiding Services
  - Travel Services
  - Tourism Promotions Services
  - Front Office Services
  - Housekeeping
- Industrial Arts Strand with specialization in:
- Consumer Electronics Servicing

### **Junior High School\*\***

Grades 7 to 10

*\*\*Junior High School is available only at STI College Balagtas and NAMEI Polytechnic Institute of Mandaluyong, Inc.*

### **Professional Accreditations**

*International Organization for Standardization 9001:2008 (ISO 9001:2008)*

On February 5, 2015, STI ESG received the official ISO 9001:2008 Certification for its Learning Delivery System. The ISO 9001:2008 certification is a milestone for the institution's thrust towards academic excellence by reaching global standards in its learning delivery system.

*International Organization for Standardization 9001:2015 (ISO 9001:2015)*

STI ESG is one of the pioneer institutions awarded with the ISO 9001:2015 Quality Management System (QMS) Certification in SY 2017-2018. This is a certification upgrade for its Learning Delivery

System (LDS) with emphasis on risk-based thinking, improved applicability for services, and increased leadership requirements. The scope of the LDS was likewise extended to the senior high school level and was expanded with the inclusion of the student program development and job placement assistance.

STI ESG was recertified on February 5, 2022 and was lauded by the ISO certifying body TÜV Rheinland Philippines, Inc. for the enhancements in developing engaging instructional learning materials for the students, for using the data visualization app Tableau in analyzing the Senior High School Assessment Monitoring Report 2021-2022, and for the job matching and analysis to determine job fitness.

### **Employees**

STI ESG had 1,861 employees — 1,246 of whom were faculty members, 440 were non-teaching personnel, and 175 employees were from the main office as of June 30, 2022. STI ESG provides employees with development programs that assist them in effectively carrying out their jobs and prepare them for career advancement.

<b>FUNCTION</b>	<b>NUMBER OF EMPLOYEES</b>
<b>Main Office</b>	
Senior Management	11
Managers	62
Staff	102
Subtotal	175
<b>STI Schools</b>	
Teaching Personnel (wholly-owned schools)	1,24
	6
Non-teaching Personnel (wholly-owned schools)	440
Subtotal	1,68
	6
<b>TOTAL</b>	<b>1,86</b>
	<b>1</b>

### **Market for Company's Common Equity and Related Stockholder Matters**

#### (1) Market Information

The Company has a total Authorized Capital Stock (ACS) of Five Billion Pesos (₱5,000,000,000.00) divided into five billion (5,000,000,000) shares with a par value of One Peso (₱1.00) each. Out of the ACS, three billion eighty-seven million eight hundred twenty-nine thousand and four hundred forty-three (3,087,829,443) shares have been subscribed and paid-up. Out of the total issued shares, five million nine hundred fifty-two thousand and two hundred seventy-three (5,952,273) shares pertain to treasury shares. The common shares of the Company are not traded in any market, nor are they subject to outstanding warrants to purchase, or securities convertible into common shares of the Company.

(2) Holders

Foreign ownership limit for STI ESG is forty percent (40%) of the issued and outstanding common shares, equivalent to 1,232,750,868 common shares. Total shares owned by foreign shareholders as of 31 October 2022 was 7,841,118, equivalent to 0.25% of the outstanding common shares of the Company.

As of 31 October 2022, there were sixty-four (64) shareholders of the Company's outstanding capital stock. The Company has common shares only.

The following table sets forth the top twenty (20) shareholders of the Company's common stock, the number of shares held, and the percentage of total shares outstanding held by each as of 31 October 2022.

	<b>Name</b>	<b>No of Shares Owned</b>	<b>% Ownership</b>
1	STI HOLDINGS	3,040,623,037	98.47
2	PRUDENT RESOURCES, INC.	13,465,465	0.44
3	GONZALES, FRANCISCO B. JR.	8,873,692	0.29
4	ROSSI, PURIFICACION G.	7,841,118	0.25
5	PRUDENCIO, TOMAS J.	3,732,400	0.12
6	SANTOS, MARIA LOURDES	1,725,000	0.06
7	YOUNG, CAROLINA	1,651,828	0.05
8	RAMOS, DULCE	1,155,447	0.04
9	BUSTOS, FELIXBERTO	792,283	0.03
10	DOMINGO, EMERITA R.	303,466	0.01
11	VALERIO, MIKAEL M.S.	241,279	0.01
12	ZARASPE, ANACLETA C.	214,038	0.01
13	MONES, REYNALDO A.	201,901	0.01
14	HEIRS OF EDGAR SARTE	148,622	0.00
15	RELLEVE, ALVIN K.	137,338	0.00
16	PUBLICO, EDGARDO	122,080	0.00
17	DUJUA, JOCELYN	115,532	0.00
18	MADRIGAL, VICTORIA P.	63,384	0.00
18	LAO, ERIENE C.	63,384	0.00
20	PAULINO, M. LUZ LOURDES M.	55,061	0.00

(3) Dividend History

On September 20, 2019, the Parent Company's BOD approved the cash dividends declaration of ₱0.06 per share for a total amount of ₱184.9 million, in favor of the stockholders of record as at September 30, 2019. The dividends were paid on November 5, 2019.

On November 18, 2020, the Parent Company's BOD approved the cash dividends declaration of ₱0.013 per share for a total amount of ₱40.0 million, in favor of the stockholders of record as at December 4, 2020. The dividends were paid on January 7, 2021.

On November 26, 2021, the Parent Company's BOD approved the cash dividends declaration of ₱0.05 per share for a total amount of ₱154.1 million, in favor of the stockholders of record as at November 29, 2021. The dividends were paid on December 17, 2021

(4) Recent Sales of Unregistered or Exempt Securities

There has been no sale of unregistered or exempt securities for the past three (3) years.

### **Management's Discussion and Analysis of Financial Conditions and Results of Operations**

This discussion summarizes the significant factors affecting the financial condition of STI Education Services Group, Inc. ("STI ESG" or the "Parent Company") and its subsidiaries (collectively referred to as the "Group") and operating results for the years ended June 30, 2022, 2021, and 2020 as well as the significant factors affecting the operating results of the Group for the three-months periods ended September 30, 2022 and 2021 and financial condition as at September 30, 2022 and June 30, 2022. . The amounts reflected in the June 30, 2020 audited consolidated statements of comprehensive income, consolidated statements of changes in equity, consolidated statements of cash flows, and the related notes are for three months and, accordingly, are not comparable with amounts in the June 30, 2022 and 2021 consolidated financial statements with each pertaining to one whole year.

STI ESG changed its accounting period from a fiscal year beginning April 1 of each year and ending on March 31 of the following year to beginning July 1 of each year and ending on June 30 of the following year in 2020. The SEC and the Bureau of Internal Revenue (BIR) approved the change in accounting period on November 4, 2019 and August 27, 2020, respectively. The Group adjusted the school calendar of the schools in the STI network nationwide to eventually align its academic cycle with the calendars of most of the public colleges and other private higher education institutions not only in the Philippines but in the ASEAN region as well.

To transition the change in the fiscal year, the short period audited consolidated financial statements, which cover the financial condition of the Group as at June 30, 2020, and its operating results for the three-month period beginning April 1, 2020 to June 30, 2020 were prepared and presented in compliance with regulatory and statutory requirements.

A voluntary disclosure of the consolidated statement of comprehensive income for the twelve months ended June 30, 2020 was audited and included in Note 39 of the notes to financial statements of the June 30, 2021 audited consolidated financial statements. The same consolidated statement of comprehensive income for the twelve months ended June 30, 2020 has been included in Note 40 of the notes to financial statements of the June 30, 2022 audited consolidated financial statements.

The following discussions should be read in conjunction with the attached audited consolidated financial statements of the Group as at and for the years ended June 30, 2022 and 2021, and for all the other periods presented.

## Financial Condition

### As at 30 September 2022

The Group posted consolidated total assets amounting to ₱11,904.4 million as at September 30, 2022, compared to the balance as at June 30, 2022 amounting to ₱11,089.1 million. The increase was driven by the ₱424.2 million increase in receivables from students from ₱245.9 million as at June 30, 2022 to ₱670.1 million as at September 30, 2022. Receivables from DepEd for the SHS vouchers likewise registered an increase of ₱266.9 million.

Cash and cash equivalents increased by ₱198.2 million or 16% from ₱1,242.5 million to ₱1,440.7 million as at June 30, 2022 and September 30, 2022, respectively, substantially due to the tuition and other school fees for SY 2022-2023 collected during the quarter. This is net of prepayment made by STI ESG on its Term Loan with China Banking Corporation (China Bank) amounting to ₱244.5 million, including 1.5% prepayment penalty and interests on the outstanding term loan facility covering September 19-23, 2022.

Total receivables is up by ₱721.1 million from ₱445.1 million as at June 30, 2022 to ₱1,166.2 million as at September 30, 2022. The receivables balance is composed of amounts expected to be collected from students as payment for tuition and other school fees, and from DepEd for the SHS vouchers that are expected to be collected for the remaining months of the school year. Students who qualified for the DepEd Voucher Program are entitled to the government subsidy in amounts ranging from ₱8,750 to ₱22,500 per student per year. Under the Voucher Program, DepEd directly pays the schools where these students enrolled.

Inventories decreased by ₱33.6 million or 22%, net of acquisitions, from ₱153.7 million to ₱120.1 million, resulting mainly from the sale of uniforms for the three-month period ended September 30, 2022.

Prepaid expenses decreased by ₱5.9 million or 9%, from ₱66.2 million to ₱60.3 million as at September 30, 2022, substantially due to full utilization of prepayments made for COVID-19 vaccines, and software licenses of the Group.

The carrying value of the equity instruments designated at FVPL amounted to ₱5.31 per share or an aggregate of ₱8.2 million as at September 30, 2022 compared to ₱6.45 per share or an aggregate of ₱9.6 million as at June 30, 2022. These equity instruments pertain to STI ESG's investment in quoted equity shares of RL Commercial REIT, Inc. (RCR), a real estate investment trust (REIT) company listed in the Philippine Stock Exchange.

Equity instruments designated at FVOCI increased by ₱0.6 million from ₱69.8 million to ₱70.4 million as at September 30, 2022, attributed to the increase in the market value of the quoted equity shares held by STI ESG.

Deferred tax assets (DTA) increased by ₱5.2 million from ₱18.4 million to ₱23.6 million as at September 30, 2022, representing taxes due on tuition and other school fees collected in advance. Following statutory regulations, tuition and other school fees which are collected in advance are subject to income tax upon receipt.

Goodwill, intangible and other noncurrent assets increased by ₱24.3 million from ₱304.8 million to ₱329.1 million as at September 30, 2022 representing advance payments made to suppliers .

Total current liabilities increased by ₱1,044.9 million, from ₱816.4 million to ₱1,861.3 million as at June 30, 2022 and September 30, 2022, respectively, mainly due to the ₱1,244.8 million increase in unearned tuition and other school fees which was partially offset by the ₱104.5 million decrease in accounts payable and other current liabilities and ₱91.9 million decrease in current portion of long-term loans and borrowings. Unearned revenues will be recognized as income over the remaining months of the related school term(s). The decrease in accounts payable and other current liabilities represents payments to contractors and suppliers, while the decrease in current portion of long-term loans and borrowings was due to prepayment made by STI ESG on its Term Loan Facility with China Bank.

Total noncurrent liabilities decreased by ₱153.6 million to ₱4,226.9 million as at September 30, 2022 from ₱4,380.5 million as at June 30, 2022 primarily due to prepayment made by STI ESG on its Term Loan Facility with China Bank.

Total equity decreased by ₱76.1 million or by 1%, from ₱5,892.2 million as at June 30, 2022 to ₱ 5,816.1 million as at September 30, 2022 due to net loss recognized by the Group for the three-month period ended September 30, 2022.

#### June 30, 2022 vs June 30, 2021

#### LIQUIDITY AND CAPITAL RESOURCES

<i>(in ₱ millions except financial ratios)</i>	<b>June 30, 2022</b>	<b>June 30, 2021</b>	<b>Jun 2022 vs June 2021</b>	
			<b>Increase (Decrease)</b>	
			<b>Amount</b>	<b>%</b>
<b>Consolidated financial position</b>				
Total assets	11,089.1	11,292.4	(203.3)	(1.8%)
Current assets	1,936.2	1,873.0	63.2	3.4%
Cash and cash equivalents	1,242.5	1,202.1	40.4	3.4%
Total liabilities	5,196.8	5,489.9	(293.1)	(5.3%)
Current liabilities	816.4	831.3	(14.9)	(1.8%)
Total equity	5,892.3	5,802.5	89.8	1.5%
Equity attributable to equity holders of the parent	5,894.0	5,802.7	91.3	1.6%
<b>Financial ratios</b>				
Debt-to-equity ratio	0.88	0.94	(0.06)	(6.4%)
Current ratio	2.37	2.25	0.12	5.3%
Debt service cover ratio	1.80	1.42	0.38	26.8%
Asset to equity ratio	1.88	1.95	(0.07)	(3.6%)

The Group's financial position remained strong, with cash resources generated mostly by operating activities. Financial ratios are healthy and well within bank covenants.

The Group posted consolidated total assets amounting to ₱11,089.1 million as at June 30, 2022, compared to the balance as at June 30, 2021 amounting to ₱11,292.4 million. This was driven by the decrease in property and equipment, net of acquisitions or additions, substantially due to depreciation expense recognized for the year ended June 30, 2022.

Cash and cash equivalents increased by ₱40.4 million from last year's ₱1,202.1 million to ₱1,242.5 million as at June 30, 2022. The Group generated net cash from operating activities aggregating to ₱877.9 million, mostly arising from the collection of tuition and other school fees from students and from the Department of Education (DepEd) for the Senior High School (SHS) vouchers and the Commission on Higher Education (CHED) for Tertiary Education Subsidy (TES). These funds were partly utilized to pay the contractors and suppliers of the recent construction and renovation projects of the Group, with net cash used in investing activities aggregating to ₱138.8 million. On the other hand, the Group registered ₱743.2 million cash used in financing activities, substantially representing payment of loan principal amounting to ₱249.5 million, interest payments on bonds and loans aggregating to ₱266.8 million, including prepayment fee and payment of cash dividends by STI ESG in December 2021.

Receivables increased to ₱445.1 million as at June 30, 2022 or by ₱8.1 million compared to ₱437.0 million as at June 30, 2021. The receivables balance is composed largely of amounts expected to be collected from students for tuition and other school fees, from DepEd, CHED and Development Bank of the Philippines (DBP) for SHS vouchers, TES and financial assistance to students. Receivables from students, pertaining to tuition and other school fees, increased by ₱56.7 million from ₱189.2 million to ₱245.9 million, net of expected credit loss (ECL). Receivables from the franchised schools for the educational services rendered by STI ESG amounted to ₱87.5 million as at June 30, 2022, lower by ₱4.5 million from ₱92.0 million as at June 30, 2021 representing an improvement in collection experience of the franchised schools compared to the same period last year. Receivables for educational services are recognized as a percentage of the tuition and other school fees collected by the franchised schools from their students, DepEd and CHED. Outstanding receivables from DepEd for the SHS qualified vouchers, substantially pertaining to the current school year, amounted to ₱14.5 million as at June 30, 2022, posting a decrease of ₱10.0 million from ₱24.5 million as at June 30, 2021. The SHS Voucher Program is a financial assistance program wherein subsidies in the form of vouchers are provided to qualified SHS students in participating private institutions. A Qualified Voucher Recipient (QVR) is entitled to a subsidy ranging from ₱8,750 to ₱22,500 annually. DepEd, through the Private Education Assistance Committee, facilitates the transfer of funds to the participating schools. On March 17, 2021, STI ESG executed a Memorandum of Agreement with DBP to implement the DBP Resources for Inclusive and Sustainable Education Program (DBP RISE) covering SY 2020-2021. The program grants financial assistance to deserving students from the ranks of underprivileged Filipino families who aspire to pursue studies in DBP-accredited public and private tertiary schools. DBP RISE covers (1) the total cost of tuition fees for all year levels of the entire course or program based on the partner school's tuition fees structure which is determined at the beginning of the first term of the course or program for SY 2020-2021, and (2) student support fund which covers other school fees, miscellaneous fees, and living allowance that will be determined and set by DBP. STI ESG and DBP executed a similar MOA in November 2021 covering the implementation of DBP RISE for deserving students enrolled beginning SY 2021-2022. Receivables from DBP related to DBP RISE amounted to ₱2.0 million and ₱2.9 million as at June 30, 2022 and 2021, respectively. Receivables from students are normally collected on or before the date of major examinations while receivables from DepEd, CHED and DBP are expected to be collected in full within the next fiscal year. Rent, utilities and other related receivables increased by ₱2.5 million to ₱34.0 million as at June 30, 2022 from ₱31.5 million as at June 30, 2021 as receivables from STI ESG's new tenant was recognized on June 30, 2022. The



rent receivables are expected to be collected within the next fiscal year. STI ESG's allowance for ECL recognized in relation to the adoption of Philippine Financial Reporting Standards (PFRS) 9, *Financial Instruments*, increased from ₱138.8 million as at June 30, 2021 to ₱244.7 million as at June 30, 2022 due to the provision for ECL recognized during the year.

Inventories decreased by ₱19.4 million or 11% from ₱173.1 million to ₱153.7 million as at June 30, 2022 representing sale of uniform and textbooks, net of acquisitions, during the year ended June 30, 2022.

Prepaid expenses and other current assets increased by ₱5.4 million, or 9%, from ₱60.8 million to ₱66.2 million as at June 30, 2022, substantially due to excess creditable taxes over the tax due in the fiscal year ended June 30, 2022. On the other hand, the Group paid the health insurance coverage of its employees for the period July 1, 2021 to June 30, 2022 before June 30, 2021 while the coverage for July 1, 2022 to June 30, 2023 was settled after the reporting date this year.

In September 2021, STI ESG invested in quoted equity shares of RL Commercial REIT, Inc. (RCR), a real estate investment trust (REIT) company listed on the Philippine Stock Exchange, amounting to ₱10.0 million for 1,550,000 shares at ₱6.45 per share. STI ESG presented its subscription to REIT as "Equity instruments designated at FVPL" in its consolidated statement of financial position as at June 30, 2022. The carrying value of the equity instruments designated at FVPL amounted to ₱6.20 per share or an aggregate amount of ₱9.6 million as at June 30, 2022. STI ESG recognized dividend income from RCR amounting to ₱0.4 million for the year ended June 30, 2022.

The receivable from STI College Tanay, Inc. (STI Tanay) is secured by real estate mortgages over certain properties which include STI Tanay's land and building, and a third-party mortgage located in Pasig City (Pasig Property), including improvements thereon. On March 16, 2021, the extrajudicial foreclosure sale for the Pasig Property was completed and STI ESG was declared as the winning bidder. On July 14, 2021, the Clerk of Court and Ex-Officio Sheriff of Pasig City issued the certificate of sale to STI ESG and the same was annotated on August 5, 2021. Consequently, STI ESG recognized the said property as part of land and building under "Investment properties". STI Tanay and the third-party mortgagors were given a one-year redemption period from the date the certificate of sale was annotated. On June 30, 2022, STI Tanay and the mortgagors sought the redemption of the Pasig Property for ₱19.0 million. STI ESG executed the Certificate of Redemption and the release and cancellation of the third-party mortgage of the Pasig Property. Pending the actual tender of the redemption price, STI ESG did not recognize the redemption and accordingly reclassified the Pasig Property from "Investment properties" to "Noncurrent asset held for sale" as at June 30, 2022 in view of the expected redemption upon actual receipt of the redemption price. Management likewise considered the Pasig Property to have met the criteria for financial statement presentation as noncurrent asset held for sale. STI ESG ceased the accounting for the Pasig Property as part of its investment properties and the property was carried at the lower of its carrying amount or fair value less costs to sell. Noncurrent asset held for sale, net of allowance for impairment, amounted to ₱19.0 million and nil as at June 30, 2022 and 2021, respectively (see discussions on succeeding paragraphs).

Property and equipment, net of accumulated depreciation, amounted to ₱7,644.0 million from ₱7,942.3 million as at June 30, 2022 and 2021, respectively. The decrease, net of the additions, represents the depreciation and amortization expense recognized during the twelve-month period ended June 30, 2022. The property and equipment balance as at June 30, 2021 included costs related to the construction of STI Legazpi, a four-storey school building with an estimated capacity of 2,500 students, built on a 4,149-square meter property located in Cabangan East, Legazpi City. The

construction works for STI Legazpi were completed in August 2021, and consequently, the related depreciation expense was recognized beginning the same month.

Investment properties, net of accumulated depreciation, increased by ₱171.3 million from ₱457.6 million as at June 30, 2021 to ₱628.9 million as at June 30, 2022. STI ESG and DBP executed a Deed of Assignment in 2019 wherein DBP assigned, transferred, and conveyed, without recourse, to STI ESG, all its collectibles from STI Tanay, a former franchisee. DBP likewise granted to STI ESG all the rights, title, and interest in and to the loan, the Promissory Notes and the underlying collaterals and security covering the loan and Promissory Notes, as well as full power and authority to demand, collect, and receive payment on the said loan and Promissory Notes. This loan of STI Tanay is secured by real estate mortgages over the following properties: 1) the land and building where STI Tanay is situated, including all improvements thereon, and registered in the name of STI Tanay, and 2) a third-party mortgage over land and building including improvements thereon, located in Pasig City. STI ESG started foreclosure proceedings after several demand/collection letters were sent to STI Tanay. The Extrajudicial Foreclosure Sale for the property located in Tanay, Rizal was conducted in March 2022 by the Office of the Clerk of Court of Rizal. At the conclusion of the Extrajudicial Foreclosure Sale, STI ESG was declared the winning bidder for the said Tanay property. The Office of the Clerk of Court and Ex-Officio Sheriff of Morong, Rizal issued the Certificate of Sale on April 11, 2022, which certified that the real estate covered by a mortgage, where STI Tanay is situated was sold at a public auction to STI ESG, as the highest bidder, on March 15, 2022. The Certificate of Sale was annotated on the title on May 5, 2022. The one (1) year redemption period commenced on the date the Certificate of Sale is annotated on the title. Consequently, STI ESG recognized the said property as part of its "Investment Properties" amounting to ₱44.1 million and ₱66.9 million, equivalent to the latest appraised values for land and building, respectively. The extrajudicial foreclosure resulted in a gain on settlement of receivable amounting to ₱26.1 million for the year ended June 30, 2022. Similarly, the Extrajudicial Foreclosure Sale for the property located in Pasig City was conducted on March 16, 2021 by the Office of the Clerk of Court of Pasig City. At the conclusion of the Extrajudicial Foreclosure Sale, STI ESG was declared the winning bidder for the said Pasig City property. On July 14, 2021, the Clerk of Court and Ex-Officio Sheriff of Pasig City issued the Certificate of Sale which certified that the real estate covered by a mortgage on the property located in Pasig City was sold at a public auction to STI ESG, as the highest bidder, on March 16, 2021. The Certificate of Sale was annotated on the title on August 5, 2021. The one (1) year redemption period commenced on the date the Certificate of Sale was annotated to the title. STI ESG recognized the said property as part of its "Investment properties" amounting to ₱44.2 million and ₱9.7 million, equivalent to the latest appraised values of the land and building, respectively. The foreclosure resulted in a gain on settlement of receivable amounting to ₱19.0 million for the year ended June 30, 2022. On June 30, 2022, STI Tanay and the mortgagors sought the redemption of the mortgaged property located in Pasig City for ₱19.0 million. STI ESG executed the Certificate of Redemption which restored the mortgagors to their full ownership of the mortgaged property situated in Pasig City, including all its improvements, free and clear of the mortgage lien thereon. On the same date, STI ESG executed the release and cancellation of the third-party mortgage of the property situated in Pasig City. As mentioned in the preceding paragraphs, pending the actual tender of the redemption price, STI ESG did not recognize the redemption and accordingly reclassified the Pasig Property from "Investment properties" to "Noncurrent asset held for sale" in view of the expected redemption. Upon cessation of the recognition of the Pasig Property as part of investment properties, the property was carried at the lower of its carrying amount or fair value less costs to sell. Consequently, STI ESG recognized a provision for impairment on the Pasig Property amounting to ₱34.3 million to bring the carrying value to its redemption price. The payment for the redemption price was received on July 29, 2022. The gain on settlement of receivable and provision for impairment of noncurrent asset held for sale were presented in the consolidated statement of comprehensive income as "gain

on settlement of STI Tanay receivables, net of provision for impairment of noncurrent asset held for sale” in the amount of ₱10.8 million. Also, the Investment Properties account includes properties under construction as at June 30, 2022 pertaining to the renovation of office condominium units owned by STI ESG. The related contract costs amounted to ₱88.0 million, inclusive of mechanical and electrical set-up costs, structured cabling, plumbing, interior fit-out, and the related construction management services. This project is intended to complete the office fit-out requirements for a new lease arrangement. The renovation works for the said office condominium units were completed in August 2022.

Investments in and advances to associates and joint venture decreased by 3% or ₱16.8 million from ₱503.8 million to ₱487.0 million as at June 30, 2021 and 2022, respectively, upon recognition of the Group’s equity share in net losses of associates.

Deferred tax assets (DTA) decreased by ₱10.2 million or 36%, net of the deferred tax liability (DTL) recognized on the gain on settlement of STI Tanay receivables, from ₱28.6 million to ₱18.4 million as at June 30, 2022. The decrease is largely attributed to the application of the Net Operating Loss Carry Over (NOLCO) on the corporate income tax due for the year ended June 30, 2022.

Goodwill, intangible, and other noncurrent assets decreased by ₱113.6 million from ₱418.4 million to ₱304.8 million as at June 30, 2022. In November 2020, STI ESG paid an aggregate amount of ₱12.0 million, representing deposits for the acquisition of shares of stock in De Los Santos-STI College, Inc. (De Los Santos-STI College) held by the shareholders owning 48% of the outstanding capital stock. On August 3, 2021, STI ESG paid the remaining ₱4.0 million to one of the shareholders. In the same month, the minority shareholders of De Los Santos-STI College and STI ESG entered into deeds of absolute sale wherein STI ESG purchased shares aggregating to 480,000, representing 48% of the issued and outstanding capital stock of De Los Santos-STI College, for a total consideration of ₱16.0 million. Consequently, STI ESG applied its deposits as payment for the consideration relative to the acquisition of the non-controlling interest in De Los Santos-STI College. Noncurrent advances to suppliers decreased by ₱22.7 million representing the cost of construction works completed as at June 30, 2022 and as such was reclassified as part of the Group’s “Property and Equipment”. As at June 30, 2021, STI ESG has receivable from STI Tanay resulting from the Deed of Assignment executed by STI ESG and DBP wherein DBP assigned, transferred, and conveyed, without recourse, to STI ESG, all its collectibles from STI Tanay. The Extrajudicial Foreclosure Sale for the real estate covered by mortgages on properties located in Pasig City and Tanay, Rizal declared STI ESG as the winning bidder. STI ESG then recognized the real estate mortgaged to secure the said loans as part of its “Investment Properties” and derecognized the receivable from STI Tanay as at June 30, 2022. Receivable from STI Tanay, related to the loans assigned by DBP, amounted to nil and ₱75.5 million as at June 30, 2022 and June 30, 2021, respectively (see foregoing discussions).

Accounts payable and other current liabilities decreased by ₱31.4 million from ₱604.2 million as at June 30, 2021 to ₱572.8 million as at June 30, 2022, substantially due to payments made by STI ESG to various contractors for obligations related to construction works as well as to suppliers of equipment and furniture for the new STI Academic Center Legazpi. Accounts payable decreased by ₱24.2 million due to payments made by STI ESG to various suppliers and contractors of recently completed construction projects. Accrued expenses, on the other hand, increased by ₱15.2 million, largely representing expenses related to in-person commencement ceremonies for SY 2021-2022. Meanwhile, interest payable as at June 30, 2022 decreased by ₱5.0 million as interests accruing as at June 2021 on STI ESG’s Corporate Notes Facility and its Term Loan Facility were settled as at June 30, 2022. Similarly, the payable to STI Diamond College, Inc. (STI Diamond) amounting to ₱24.1 million as at June 30, 2021 which represents STI College Novaliches, Inc.’s (STI Novaliches) obligations to the

former resulting from the assignment, transfer, and conveyance of all rights, title, and interest in assets and liabilities of STI Diamond to STI Novaliches in 2016 has been settled in full as at June 30, 2022. Further, the current portion of advance rent and security deposits presented under “Accounts payable and other current liabilities” decreased by an aggregate amount of ₱9.4 million due to reclassifications made to “Other Noncurrent Liabilities” of the advance rent and security deposit related to a lease contract renewed for a three-year term.

Current portion of interest-bearing loans and borrowings increased by ₱30.0 million from ₱129.5 million as at June 30, 2021 to ₱159.5 million as at June 30, 2022. The balance as at June 30, 2022 represents the current portion of the Term Loan Agreement and Corporate Notes Facility Agreement of STI ESG with China Banking Corporation (China Bank) amounting to ₱120.0 million and ₱30.0 million, respectively, and the portion of the loan related to the Land Bank of the Philippines (LandBank) ACADEME Program amounting to ₱9.5 million, which is also due within the next twelve months. The Term Loan Agreement entered into by STI ESG and China Bank on May 7, 2019 has an aggregate amount of ₱1,200.0 million payable over a seven-year term. The agreement provides a grace period in principal repayments of two (2) years from the initial drawdown date. Principal repayments shall be made in ten (10) equal semi-annual installments beginning six (6) months from the end of the grace period or in March 2022. On January 29, 2021, STI ESG and China Bank executed a Third Amendment and Supplemental Agreement to the Corporate Notes Facility Agreement with an outstanding balance of ₱240.0 million, amending (1) the maturity date of outstanding notes from July 31, 2021 to September 19, 2026, with the first equal semi-annual amortization of ₱30.0 million to start on March 19, 2023; and (2) the interest period and repricing date, among others. In line with this, the ₱240.0 million loan balance under the Corporate Notes Facility was reported as part of the noncurrent liabilities in 2021. The proceeds from these loans were used for capital expenditures and working capital requirements. On July 22, 2020, LandBank approved a ₱250.0 million Term Loan/Rediscounting Line Facility under its Access to Academic Development to Empower the Masses towards Endless Opportunities (ACADEME) Lending Program in favor of STI ESG. This program aims to finance the ‘study now, pay later’ program of the government for students amid the financial difficulties that families are facing due to the COVID-19 pandemic. The LandBank ACADEME Program is a refinancing/rediscounting facility for Promissory Notes issued by the parents or benefactors of students to enable said students to enroll, continue and complete their studies. The school can borrow up to 70.0% of the amount stated in the Promissory Notes issued by the parents/benefactors of the students. This loan from LandBank is subject to 3.0% interest per annum and payable based on the maturity of the promissory note issued by the parent/benefactor/student, not exceeding three (3) years. The loans covered by these promissory notes to be issued by the parents/benefactors/students are interest-free. On September 16, 2020, the Rediscounting Agreement with LandBank was executed by STI ESG in relation to this loan arrangement. STI ESG has an aggregate loan drawdown from this facility amounting to ₱22.1 million as at June 30, 2021, of which ₱9.5 million is due within the next twelve (12) months. In January 2022 and June 2022, STI ESG made principal payments amounting to ₱4.3 million and ₱5.2 million, respectively. The term of the borrowing is coterminous with the promissory notes executed by the parents/benefactors of the students. The first and second drawdowns with outstanding balances as at June 30, 2022 amounting to ₱5.7 million and ₱6.9 million are maturing in August 2022 and January 2023, respectively, for the 20-month tenor and August 2023 and January 2024, respectively, for the 30-month tenor.

On September 16, 2021, China Bank approved STI ESG’s request to allow a principal prepayment in the amount of ₱240.0 million to be applied to the existing ₱1,200.0 million Term Loan Facility, under the Term Loan Agreement dated May 7, 2019. Further, China Bank approved the request to reduce the prepayment penalty from 3% to 1.5% based on the amount to be prepaid. STI ESG made a

prepayment aggregating to ₱243.9 million, including the 1.5% prepayment penalty and the gross receipts tax on September 20, 2021. The prepayment has been applied in the direct order of maturity, and as such, applied to amortizations due on March 19, 2022, and September 19, 2022.

Unearned tuition and other school fees decreased by ₱18.1 million from ₱48.7 million as at June 30, 2021 to ₱30.6 million as at June 30, 2022. The balances as at June 30, 2022 and 2021 represent advance payments of tuition for the school year commencing after the financial reporting date and will be recognized as tuition and other school fees in the related school term(s) within the financial calendar.

Current portion of lease liabilities increased by ₱4.5 million, net of rent concessions received during the year, from ₱48.8 million as at June 30, 2020 to ₱53.3 million as at June 30, 2022, representing additional lease obligations due within the next 12 months. Noncurrent lease liabilities decreased by ₱22.1 million, net of new lease obligations, from ₱286.4 million as at June 30, 2021 to ₱264.3 million as at June 30, 2022 representing obligations that were classified to the current portion of lease liabilities. Lease liabilities are recognized based on the present value of the remaining lease payments, discounted using the incremental borrowing rate at the date of the initial application. The amount of lease liabilities is increased to reflect the accretion of interest and reduced for the lease payments made. The measurement and presentation of lease liabilities are recognized in the audited consolidated financial statements of the Group following the adoption of PFRS 16, *Leases*.

Income tax payable amounted to ₱160.8 thousand and ₱89.5 thousand, representing income tax due on the taxable income of STI ESG's subsidiaries as at June 30, 2022 and June 30, 2021, respectively. Taxable income of STI ESG for the year ended June 30, 2022 was covered by its NOLCO from the previous fiscal years. Income tax due on the net taxable income of STI ESG was covered by creditable withholding taxes.

The non-current portion of interest-bearing loans and borrowings, net of deferred finance charges, decreased by ₱280.7 million from ₱1,333.4 million to ₱1,052.7 million as at June 30, 2021 and June 30, 2022, respectively, due to the reclassification to current portion of the Term Loan Facility and Corporate Notes Facility amounting to ₱120.0 million and ₱30.0 million, respectively, and prepayment of the principal installment for the Term Loan facility, due in September 2022, amounting to ₱120.0 million which was part of the ₱240.0 million partial prepayment made by STI ESG in September 2021.

STI ESG listed its ₱3.0 billion Series 7-year Bonds due 2024 and Series 10-year Bonds due 2027 with the Philippine Dealing and Exchange Corp. (PDEX) on March 23, 2017. This is the first tranche of its ₱5,000.0 million fixed-rate bonds program under its 3-year shelf registration with the SEC. The 3-year shelf registration ended on March 9, 2020. The Bonds carry coupon rates of 5.8085% and 6.3756% per annum for the 7-year and 10-year tenors, respectively. Interests are payable quarterly in arrears on June 23, September 23, December 23, and March 23 or the next business day if such dates fall on a non-banking day of each year commencing on June 23, 2017, until and including the relevant maturity date. The bonds have carrying values, net of deferred finance charges, of ₱2,980.5 million and ₱2,973.1 million as at June 30, 2022 and June 30, 2021, respectively. The deferred finance charges represent bond issue costs with carrying value of ₱19.5 million and ₱26.9 million, as at June 30, 2022 and June 30, 2021, respectively. The proceeds of the bonds have been fully utilized as at March 31, 2019.

Pension liabilities increased by ₱3.1 million from ₱60.3 million to ₱63.4 million as at June 30, 2021 and June 30, 2022, respectively, representing pension expense, net of the rereasurement gain

resulting from the change in the market value of the investments under the pension plan assets of the Group and the retirement fund contributions made during the year ended June 30, 2022.

Other noncurrent liabilities increased by ₱14.1 million from ₱5.5 million as at June 30, 2021 to ₱19.6 million as at June 30, 2022 representing advance rent and security deposit received by STI ESG in relation to a new lease agreement. Also included are the advance rent and security deposit, previously classified as current liabilities, related to a lease contract which was renewed in May 2022. These lease renewal and new lease agreement entered into during the year ended June 30, 2022 cover periods beyond one year.

Cumulative actuarial gain increased by ₱5.2 million from ₱4.6 million to ₱9.8 million as at June 30, 2021 and June 30, 2022, respectively, representing movement in the market value of the investments under the pension plan assets of the Group for the year ended June 30, 2022.

The Group's fair value adjustment on equity instruments designated at fair value through other comprehensive income (FVOCI) increased by ₱1.2 million largely representing fair value adjustments resulting from the increase in the market value of the unquoted equity shares held by STI ESG in De Los Santos Medical Center, Inc. (DLSMC).

Other equity reserve changed by ₱15.9 million from ₱30.2 million as at June 30, 2021 to ₱46.1 million as at June 30, 2022 related to the acquisition of De Los Santos-STI College shares from minority shareholders. In August 2021, the shareholders of De Los Santos-STI College and STI ESG entered into deeds of absolute sale wherein STI ESG purchased shares aggregating 480,000, representing 48% of the issued and outstanding capital stock of De Los Santos-STI College, for a total consideration of ₱16.0 million. The transaction resulted in the recognition of De Los Santos-STI College as a wholly-owned subsidiary of STI ESG effective August 4, 2021. As a result, the equity attributable to non-controlling interest in De Los Santos-STI College was derecognized and reallocated to the Parent Company's other equity reserve within the equity section of the consolidated financial statements.

STI ESG's share in associate's fair value loss on equity instruments designated at FVOCI amounted to ₱45.9 thousand and ₱40.7 thousand, as at June 30, 2022 and June 31, 2021, respectively, representing fair value adjustment resulting from the decrease in the market value of the quoted equity shares held by STI ESG's associate.

Retained earnings increased by ₱100.5 million from ₱2,351.8 million to ₱2,452.3 million representing net income recognized for the year ended June 30, 2022, partially offset by the ₱154.1 million cash dividends declared in November 2021.

### **June 30, 2021, vs. June 30, 2020**

The Group posted consolidated total assets amounting to ₱11,292.4 million as at June 30, 2021, vs. ₱11,227.9 million as at June 30, 2020. Cash and cash equivalents increased by ₱617.9 million driven by the proceeds from the sale of STI ESG's 20% share in the ownership of Maestro Holdings, Inc. (Maestro Holdings), collection of tuition and other school fees from students, and collection from DepEd and CHED for the SHS vouchers and TES, respectively. STI ESG derecognized its noncurrent asset held for sale following the sale of STI ESG's shares in Maestro Holdings on December 15, 2020, while depreciation expense is recognized on the Group's property and equipment during the year ended June 30, 2021.

Cash and cash equivalents increased by 106% or ₱617.9 million from ₱584.2 million to ₱1,202.1 million as at June 30, 2020, and June 30, 2021, respectively. STI ESG generated net cash from operations amounting to ₱529.0 million, mostly from the collection of tuition and other school fees from students and from DepEd and CHED for the SHS vouchers and TES, respectively. Similarly, STI ESG generated net cash from investing activities amounting to ₱165.5 million, attributed to the proceeds from the sale of STI ESG's shares in Maestro Holdings, amounting to Ten Million US Dollars (US\$10.0 million), equivalent to ₱480.5 million, net of capital expenditures aggregating to ₱265.3 million during the year ended June 30, 2021. On the other hand, STI ESG made principal payments on its interest-bearing loans and borrowings, interest payments on its bond issue and outstanding loans, and paid cash dividends during the year ended June 30, 2021. The net cash used in financing activities amounting to ₱77.2 million is net of the proceeds from the loan drawdowns from STI ESG's credit facility with Bank of the Philippine Islands (BPI), Security Bank Corporation (Security Bank), and its Term Loan Facility with China Bank.

Receivables, net of allowance for doubtful accounts, amounted to ₱437.0 million as at June 30, 2021, down by ₱53.0 million from ₱490.0 million as at June 30, 2020. The receivables balance is composed of amounts expected to be collected from students for tuition and other school fees, from DepEd, CHED and DBP for SHS vouchers, TES and financial assistance to students, respectively. Likewise, the balance includes receivables from franchised schools which increased by ₱18.5 million from ₱57.6 million to ₱76.1 million largely attributed to charges for educational services and royalty fees during the year ended June 30, 2021. Receivables from students increased by ₱20.2 million from ₱301.4 million to ₱321.6 million. Meanwhile, improvements in collection efficiencies resulted in the reduction of the Group's allowance for ECL recognized in relation to the adoption of PFRS 9, Financial Instruments, from ₱145.1 million as at June 30, 2020 to ₱138.8 million as at June 30, 2021. Outstanding receivables from DepEd for the SHS qualified voucher recipients amounted to ₱24.5 million as at June 30, 2021, posting a decrease of ₱12.5 million from ₱37.0 million as at June 30, 2020. Accounts receivable from CHED amounted to ₱34.7 million and ₱20.0 million as at June 30, 2020 and 2021, respectively. Receivables from DBP related to DBP RISE amounted to ₱2.9 million as at June 30, 2021. Receivables from students are normally collected on or before the date of major examinations while receivables from DepEd, CHED and DBP are expected to be collected in full within the next fiscal year. As at June 30, 2020, other receivables account includes ₱75.5 million receivable from STI College Tanay, Inc. (STI Tanay), a franchisee, resulting from the Deed of Assignment entered into by STI ESG and DBP in November 2019. The said Deed of Assignment contains, among others, the assignment, transfer and conveyance, without recourse, of all of DBP's collectibles from STI Tanay to STI ESG for a consideration of ₱75.5 million. DBP likewise granted to STI ESG all the rights, title and interest in and to the loan, the Promissory Notes and the underlying collaterals and security covering the loan and Promissory Notes, as well as full power and authority to demand, collect and receive payment on the said loan and Promissory Notes. As at June 30, 2021, the outstanding receivable was reclassified to noncurrent asset under "Goodwill, intangible and other noncurrent assets" account (see discussions in the preceding paragraphs).

Inventories increased by 30% or ₱40.0 million, from ₱133.1 million to ₱173.1 million, largely attributed to the acquisition of school uniforms and textbooks. Orders for the purchase of these uniforms and textbooks for SY 2020-2021 were made way before the implementation of the protocol restrictions to control the spread of the Novel Coronavirus Disease 2019 (COVID-19).

Prepaid expenses increased by ₱14.9 million, or 32%, from ₱45.9 million to ₱60.8 million as at June 30, 2021, substantially due to creditable taxes withheld and excess withholding taxes over the tax due, which increased by ₱10.6 million from ₱19.1 million to ₱29.7 million as at June 30, 2020 and 2021, respectively. These prepaid taxes will be applied against income tax due the following period.

Prepaid subscriptions and licenses showed an aggregate increase of ₱8.4 million representing Microsoft, Adobe, eLMS, Sangfor Firewall, and Autodesk subscriptions. Sangfor Firewall is a security device that protects the head office and schools' network from internal and external attacks. Autodesk, on the other hand, refers to the software used to design school building blueprints. These subscription costs are normally renewed annually and are recognized as expense over the respective agreements' covering periods. Prepaid insurance likewise increased by ₱3.4 million from ₱2.8 million to ₱6.2 million substantially due to fire and building insurance and employees' health coverage which were paid in advance and are recognized as expense over the period covered. The Group recognizes the importance of a reliable internet connection in the implementation of the ONE STI Learning Model. Thus, STI ESG partnered with Smart Communications, Inc. (Smart) and Globe Telecom, Inc. (Globe) to provide students with a 34GB Smart SIM and up to 20GB Globe data plan or load per month, respectively. STI ESG provided internet connectivity assistance to students through a Smart SIM with up to 34-gigabyte data plan per month per student. Through this, students may access their eLMS, Microsoft Office 365 accounts, One STI Student Portal app, and other collaborative online learning tools anytime with no extra charge for Smart subscribers. The internet connectivity cost is covered by the existing tuition, other school and miscellaneous fees. Students who opted to use Globe SIM cards, however, are subject to a minimal fee due to higher cost of Globe data plan as compared to that of Smart. Prepaid internet cost related to the connectivity assistance provided to the students amounted to ₱2.1 million as at June 30, 2021. The increase in prepaid expenses was offset by the decline in STI ESG's Input VAT amounting to ₱8.8 million representing the amount subsequently charged to expense and those applied against output VAT due during the year.

The noncurrent asset held for sale as at June 30, 2020 amounted to ₱419.1 million, representing the carrying value of STI ESG's 20% ownership in Maestro Holdings. The operating subsidiaries of Maestro Holdings are PhilPlans First, Inc. (PhilPlans), PhilhealthCare, Inc. (PhilCare), and Philippine Life Financial Assurance Corporation (PhilLife). On June 27, 2017, STI ESG's Board of Directors (BOD) approved the disposal of this 20% stake in Maestro Holdings. Further, with the reclassification as a noncurrent asset held for sale, STI ESG ceased the use of the equity method of accounting for the investment in Maestro Holdings as at June 30, 2017 and the investment was carried at the lower of its carrying amount and fair value less costs to sell. On September 24, 2020, STI ESG's BOD has approved the sale of its 20% stake in Maestro Holdings to a third-party investor for a consideration higher than its present carrying value, subject to completion of certain closing conditions. On December 15, 2020, STI ESG and Chita SPC Limited, for and on behalf of its segregated portfolio Cam Sea Special Opportunities Fund Segregated Portfolio, executed a deed of absolute sale for the sale of 1,281,484 shares of STI ESG in Maestro Holdings representing STI ESG's 20% ownership, for a total consideration of US\$10.0 million. Given this, STI ESG derecognized its noncurrent asset held for sale amounting to ₱419.1 million as at June 30, 2021.

Property and equipment, net of accumulated depreciation, amounted to ₱7,942.3 million from ₱7,918.7 million as at June 30, 2021 and 2020, respectively. The property and equipment balance consists of costs related to the construction of STI Academic Center Legazpi, a four-storey school building with an estimated capacity of 2,500 SHS and tertiary students, built on a 4,149-square-meter property located in Cabangan East, Legazpi City. The construction works for STI Legazpi were completed in August 2021. On April 23, 2021, Heva Management & Development Corporation and STI ESG executed a deed of absolute sale for the purchase of a parcel of land with an area of 2,615 square meters situated in West Diversion Road, Iloilo City for a total consideration of ₱183.1 million. As such, STI ESG reclassified the deposit for asset acquisition to land under "Property and Equipment" as at June 30, 2021. STI ESG paid the real property tax and documentary stamp tax for the transfer of ownership amounting to ₱2.9 million during the year ended June 30, 2021. As at June



30, 2021, the property has an aggregate cost of ₱185.9 million, inclusive of the related taxes. The property is intended to be the new site for STI Iloilo. These additions to property and equipment were substantially offset by the depreciation expense recognized during the year.

Investment properties declined by ₱28.5 million from ₱486.1 million as at June 30, 2020 to ₱457.6 million as at June 30, 2021, representing depreciation expense recognized for the year.

Deferred tax assets, net of deferred tax liabilities, decreased by ₱21.4 million from ₱50.0 million to ₱28.6 million as at June 30, 2020 and June 30, 2021, respectively. The Group assessed the impact of CREATE law on its deferred tax asset which may be realized on or before June 30, 2023 resulting in the reduction of deferred tax assets as at June 30, 2021 by ₱20.5 million.

Goodwill, intangible, and other noncurrent assets decreased by ₱113.2 million from ₱531.6 million to ₱418.4 million as at June 30, 2021, substantially due to the deposits for asset acquisition aggregating to ₱183.1 million, pertaining to the Iloilo property, which was reclassified to property and equipment. Noncurrent advances to suppliers decreased by ₱13.4 million representing advance payments for the simulator and other maritime equipment acquired by NAMEI Polytechnic Institute, Inc. (NAMEI) and completely installed as at June 30, 2021. In November 2020, STI ESG paid an aggregate amount of ₱12.0 million as deposits to acquire shares in De Los Santos-STI College Inc. (De Los Santos-STI College), representing 48% of the outstanding capital stock. As at June 30, 2021, the outstanding receivable of STI ESG from STI Tanay amounting to ₱75.5 million was reclassified from "Receivables" to noncurrent asset under "Goodwill, intangible and other noncurrent assets" account" (see discussions in the preceding paragraphs).

Accounts payable and other current liabilities decreased by ₱34.9 million, or 5%, due to payments made by STI ESG to contractors and suppliers of equipment and furniture for the new STI Academic Center Legazpi and acquisition of simulator and other maritime equipment for NAMEI. The current portion of advance rent and security deposits likewise decreased by ₱17.0 million and ₱5.2 million, respectively, due to the application of advance rent and security deposits against the monthly rent due, in accordance with the provisions of the lease agreements, as a result of pre-terminated lease contracts, and refund to former lessees in relation to expired lease agreements on STI ESG's investment properties.

Unearned tuition and other school fees decreased by ₱24.7 million from ₱73.4 million as at June 30, 2020 to ₱48.7 million as at June 30, 2021. This account refers to advance payment for tuition and other school fees for the SY 2021-2022.

Current portion of interest-bearing loans and borrowings decreased by ₱110.5 million from ₱240.0 million to ₱129.5 million as at June 30, 2021. The balance as at June 30, 2021 represents the current portion of the Term Loan of STI ESG with China Bank amounting to ₱120.0 million and LandBank loan amounting to ₱9.5 million which are due within the next twelve months. STI ESG made principal payments on its Corporate Notes Facility aggregating to ₱120.0 million in July 2020. On August 24, 2020, STI ESG availed a ₱300.0 million one-year loan from its credit line with BPI, at an interest rate of 4.25% subject to quarterly repricing. Meanwhile, on January 22, 2021, STI ESG availed of a 180-day loan amounting to ₱100.0 million from Security Bank, subject to interest at 4.75% per annum, payable quarterly. The credit lines are on a clean basis. The proceeds from these loans were used for working capital requirements. STI ESG fully settled the short-term loans with BPI and Security Bank on February 26, 2021 and March 30, 2021, respectively.

Current portion of lease liabilities decreased by ₱11.0 million, net of new lease agreements, from ₱59.8 million as at June 30, 2020 to ₱48.8 million as at June 30, 2021, representing payments made during the year ended June 30, 2021. Noncurrent lease liabilities decreased by ₱37.6 million from ₱324.0 million as at June 30, 2020 to ₱286.4 million as at June 30, 2021 representing present value of the remaining noncurrent portion of lease payments.

Income tax payable amounted to ₱89.5 thousand, representing income tax still due on the taxable income of STI ESG's subsidiaries as at June 30, 2021.

Noncurrent portion of interest-bearing loans and borrowings increased by ₱418.7 million from ₱914.7 million to ₱1,333.4 million as at June 30, 2020 and June 30, 2021, respectively. In July 2020, STI ESG made drawdowns from its Term Loan Facility aggregating to ₱400.0 million, subject to an interest rate of 5.81%. The outstanding balance of the Corporate Notes Facility was reclassified from current to noncurrent liability given the amendment of the maturity date of its Corporate Notes Facility as mentioned in the preceding paragraphs. STI ESG, following the PFRS 9, Financial Instruments, assessed the terms of the new or modified financial liability if the same are substantially different from the terms of the original financial liability. The modifications of financial liabilities of STI ESG did not result in the derecognition of the original liability since the difference between the discounted present value of the cash flows under the new terms from the discounted present value of the remaining cash flows of the original financial liability is below 10%. Consequently, STI ESG recognized a loss on modification of the loan amounting to ₱8.3 million. The same amount is recognized as a premium on interest-bearing loans and borrowings, net of the amortized premium portion, thus increasing the carrying value of the Corporate Notes Facility from ₱240.0 million to ₱248.1 million as at June 30, 2021. The premium on the interest-bearing loans and borrowings will be amortized and presented as reduction to future interest expense. The impact of the loss on loan modification and loan premium amortization will be fully offset at the end of the loan period. Further, the noncurrent portion of the interest-bearing loans and borrowings on STI ESG's Term Loan Facility amounting to ₱120.0 million was reclassified from noncurrent to current liability as the same was due in March 2022. Interest rates for all drawdowns from the Term Loan Facility and the outstanding balance from the Corporate Notes Facility were repriced at a rate of 5.56% per annum effective on September 20, 2020 and February 1, 2021, respectively. The proceeds from these loans were used to settle the costs of construction, equipment and furniture acquired for STI Legazpi and for working capital requirements.

STI ESG listed its ₱3.0 billion Series 7-year Bonds due 2024 and Series 10-year Bonds due 2027 on the PDEX the secondary market on March 23, 2017. This is the first tranche of its ₱5.0 billion fixed-rate bonds program under its 3-year shelf registration with the Securities and Exchange Commission (SEC). The 3-year shelf registration ended on March 9, 2020. The Bonds carry coupon rates of 5.8085% and 6.3756% for the 7-year and 10-year tenors, respectively. Interests are payable quarterly in arrears on June 23, September 23, December 23, and March 23 or the next business day if such dates fall on a non-banking day of each year commencing on June 23, 2017, until and including the relevant maturity date. The bonds payable is carried in the books at ₱2,973.1 million and ₱2,966.1 million as at June 30, 2021 and 2020, respectively, net of deferred finance charges, for the bond issue with carrying values of ₱26.9 million and ₱33.9 million, as at June 30, 2021 and 2020, respectively. The proceeds from the bonds have been fully utilized as at March 31, 2019.

Pension liabilities decreased by ₱6.2 million from ₱66.5 million to ₱60.3 million as at June 30, 2020, and June 30, 2021, respectively, resulting from the increase in the market value of the investments under the pension plan assets of the Group and lower pension expense recognized during the year ended June 30, 2021 due to the optimization of the Group's workforce.

Other noncurrent liabilities decreased by ₱47.6 million from ₱53.1 million as at June 30, 2020 to ₱5.5 million as at June 30, 2021. This is largely attributed to the reclassification of the obligation of STI Novaliches to STI Diamond from noncurrent to current liability as a result of the conveyance of the latter's net assets to the former in August 2016. The outstanding balance amounting to ₱24.1 million represents the amount due within one year from June 30, 2021. The noncurrent portion of advance rent and security deposits likewise decreased by ₱21.3 million and ₱8.1 million, respectively, due to the application of advance rental and security deposits against the monthly rent due because of pre-terminated lease contracts on STI ESG's investment properties.

Cumulative actuarial gain, net of related tax, amounted to ₱4.6 million as at June 30, 2021 compared to the cumulative actuarial loss ₱7.9 million as at June 30, 2020, due to the impact of unrealized remeasurement gains resulting from the increase in the market value of the investment in equity shares of the pension plan assets.

In June 2020, other comprehensive income associated with noncurrent asset held for sale amounting to ₱91.9 million was reclassified by STI ESG to retained earnings and other equity reserve amounting to ₱91.1 million and ₱0.8 million, respectively, following the disposal of STI ESG's 20% share in Maestro Holdings.

The Group's fair value adjustment on equity instruments designated at FVOCI increased by ₱1.3 million representing fair value adjustments resulting from the increase in the market value of the quoted equity shares held by STI ESG.

STI ESG's share in associate's fair value loss on equity instruments designated at FVOCI amounted to ₱30.8 thousand and ₱40.7 thousand, as at June 30, 2020 and 2021, respectively, representing fair value adjustment resulting from the decline in the market value of the quoted equity shares held by STI ESG's associate. Meanwhile, STI ESG's share in associate's cumulative actuarial gain amounted to ₱0.5 million and ₱0.6 million as at June 30, 2020 and 2021, respectively, due to impact of unrealized remeasurement gains recognized by STI ESG's associate.

Retained earnings decreased by ₱5.7 million from ₱2,357.5 million to ₱2,351.8 million, due to net loss recognized for the year ended June 30, 2021, and cash dividends declared by STI ESG in November 2020 amounting to ₱0.013 per share or an aggregate amount of ₱40.0 million to stockholders of record as of December 4, 2020, net of the impact of the reclassification of other comprehensive income amounting to ₱91.1 million associated with the disposal of STI ESG's noncurrent asset held for sale.

#### **June 30, 2020, vs. March 31, 2020**

The Group posted consolidated total assets amounting to ₱11,227.9 million as at June 30, 2020, vs. ₱11,492.4 million at March 31, 2020, with a decrease of ₱264.5 million, mainly due to payments made to suppliers and interest on bonds, and depreciation of property and equipment.

Cash and cash equivalents decreased by 5% or ₱33.5 million, net of cash generated from operations, from ₱617.7 million to ₱584.2 million as at March 31, 2020 and June 20, 2020, respectively due to payments made to (for) contractor and suppliers for the construction of STI Academic Center in Legazpi City, lease obligations, and interest on bonds of STI ESG.

Receivables decreased by ₱146.7 million, from ₱636.7 million to ₱490.0 million as at March 31, 2020 and June 30, 2020, respectively, due to the collection of receivables from the DepEd. Outstanding receivables from DepEd for the SHS QVR is ₱37.0 million as at June 30, 2020, representing collection amounting to ₱138.1 million from ₱175.1 million, as at March 31, 2020.

Prepaid expenses decreased by ₱9.3 million or 17% from ₱55.2 million to ₱45.9 million as at June 30, 2020, mainly due to a decline in STI ESG's Input VAT, prepaid taxes, and prepaid subscriptions and licenses. The decline in input VAT represents the amount claimed as deduction from the output VAT due for the three-month period ended June 30, 2020 while the decrease in prepaid taxes, subscriptions, and licenses represents prepayments charged to expense for the three-month period ended June 30, 2020.

Property and equipment decreased by ₱84.3 million from the March 31, 2020 balance of ₱8,003.0 million to ₱7,918.7 million as at June 30, 2020, while investment properties decreased by ₱7.1 million from the March 31, 2020 balance of ₱493.2 million to ₱486.1 million as at June 30, 2020, representing depreciation expense recognized for the three-month period ended June 30, 2020.

Deferred tax assets increased by ₱16.7 million from ₱33.4 million as at March 31, 2020 to ₱50.0 million as at June 30, 2020 representing taxable benefit recognized by STI ESG on its NOLCO for the three-month ended June 30, 2020.

The noncurrent asset held for sale as at June 30, 2020 and March 31, 2020 amounted to ₱419.1 million, representing the carrying value of STI ESG's 20% ownership in Maestro Holdings. For the year ended March 31, 2020, STI ESG has recognized a provision for impairment of its investment in Maestro Holdings amounting to ₱297.5 million as a result of the decline in the fair value of Maestro Holdings. The decline in fair value as at March 31, 2020 is an impact of the COVID-19 pandemic and the ensuing economic and market disruptions across markets and industries. The fair value was estimated using adjusted consolidated net assets value which consists significantly of investments in listed equity instruments, government bonds, other fixed-income securities and pre-need reserves of PhilPlans and discounted cash flows from the financial budget covering five years approved by management of PhilLife and PhilCare. No provision for impairment has been recognized for the three-month period ended June 30, 2020.

Accounts payable and other current liabilities increased by ₱99.4 million from ₱539.7 million as at March 31, 2020 to ₱639.1 million as at June 30, 2020, representing outstanding rent, utilities, and interest payables as at June 30, 2020.

Unearned tuition and other school fees decreased by ₱121.6 million, from ₱195.0 million as at March 31, 2020 to ₱73.4 million as at June 30, 2020, net of advance payments received for SY 2020-2021, representing tuition and other school fees recognized as revenues during the three-month period ended June 30, 2020.

Current and noncurrent lease liabilities amounted to ₱59.8 million and ₱324.0 million, as at June 30, 2020, respectively, while current and noncurrent lease liabilities amounted to ₱66.1 million and ₱329.8 million, as at March 31, 2020, respectively. The decrease in the current portion represents the amount paid for the three-month period ended June 30, 2020 while the decrease in the noncurrent portion of lease liability represents the amount reclassified to the current portion and is due for payment within one year from the report date.

Income tax payable amounted to ₱2.6 million representing income tax due on the taxable income as at June 30, 2020.

Interest-bearing loans and borrowings, net of the current portion, increased by ₱0.4 million from ₱ 914.3 million to ₱914.7 million as at March 31, 2020 and June 30, 2020, respectively, representing amortization of the deferred finance cost for the three-month period ended June 30, 2020.

The bonds payable is carried in the books at ₱2,966.1 million and ₱2,964.4 million as at June 30, 2020 and March 31, 2020, respectively, net of deferred finance charges for bond issue costs with carrying value of ₱33.9 million and ₱35.6 million, as at June 30, 2020 and March 31, 2020, respectively.

Pension liabilities increased by ₱10.4 million from ₱56.1 million to ₱66.5 million as at March 31, 2020 and June 30, 2020, respectively, substantially representing additional retirement obligations and cumulative actuarial loss on pension assets recognized by the Group for the three-month period ended June 30, 2020.

Other noncurrent liabilities decreased by ₱18.4 million from ₱71.5 million to ₱53.1 million due to reclassification from noncurrent to the current portion of advance rent/rental deposits aggregating to ₱13.6 million. The amount that was reclassified represents the advances/deposits for lease agreements with remaining terms of one year or less.

Retained earnings decreased by ₱214.7 million from ₱2,572.2 million to ₱2,357.5 million, representing net loss recognized for the three-month period ended June 30, 2020.

### **March 31, 2020, vs. 2019**

The Group posted consolidated total assets amounting to ₱11,492.4 million as at March 31, 2020, versus ₱11,058.1 million as at March 31, 2019. This amount was substantially driven by the increase in cash and cash equivalents, receivables, and property and equipment. These increases were partially offset by the decline in the carrying value of the noncurrent asset held for sale.

Cash and cash equivalents increased by 54% or ₱216.5 million from ₱401.2 million to ₱617.7 million as at March 31, 2019, and March 31, 2020, respectively. STI ESG generated net cash from operations amounting to ₱608.3 million during the year ended March 31, 2020. The net investment outlays of STI ESG as at March 31, 2020 is ₱432.0 million, which include payments to contractors for the recently completed buildings, acquisition of simulator and other maritime equipment for NAMEI Polytechnic Institute, Inc., purchase of school equipment and furniture and construction of a new academic center in Legazpi City. STI ESG's drawdown from its seven-year term loan facility amounted to ₱800.0 million. The loan proceeds were primarily used to pay the amounts due to contractors and fund working capital requirements.

Receivables amounted to ₱636.7 million as at March 31, 2020, an increase by ₱215.9 million from ₱ 420.8 million as at March 31, 2019, representing mainly receivables from the students, Department of Education (DepEd) and Commission on Higher Education (CHED) for the remaining months of the school year and the consideration paid for the assignment of the loan of STI Tanay with the Development Bank of the Philippines (DBP) amounting to ₱75.5 million. Receivables from students

increased by ₱53.7 million from ₱275.3 million to ₱329.0 million, largely on tuition and other school fees that are expected to be collected over the remaining month of the school year. Outstanding receivables from DepEd for the SHS qualified voucher recipients amounted to ₱175.1 million as at March 31, 2020, posting an increase of ₱31.7 million from ₱143.4 million as at March 31, 2019. Accounts receivable from CHED amounted to ₱42.1 million and ₱34.8 million as at March 31, 2019 and 2020, respectively. On November 4, 2019, DBP assigned, transferred, and conveyed, without recourse, all its collectibles from STI Tanay to STI ESG for a consideration of ₱75.5 million. DBP likewise granted to STI ESG all the rights, title and interests in and to the loans, the Promissory Notes and the underlying collaterals and security covering the loan and Promissory Notes, as well as full power and authority to demand, collect and receive payment on the said loan and Promissory Notes.

Inventories decreased by 13% or ₱19.4 million, from ₱151.8 million to ₱132.4 million, net of purchases made during the period, resulting from the sale of SHS and tertiary uniforms, textbooks, and marketing materials for the period ended March 31, 2020.

Prepaid expenses decreased by ₱18.7 million, or 25%, from ₱73.9 million to ₱55.2 million as at March 31, 2020 due to a decline in STI ESG's Input VAT as at March 31, 2020. This represents the portion of Input VAT, which were claimed as deduction from Output VAT for the year ended March 31, 2020.

The noncurrent asset held for sale amounting to ₱419.1 million and ₱716.6 million as at March 31, 2020 and 2019, respectively, represents the carrying value of STI ESG's 20% ownership in Maestro Holdings, Inc (Maestro Holdings). The operating subsidiaries of Maestro Holdings are PhilPlans First, Inc. (PhilPlans), PhilhealthCare, Inc. (PhilCare), and Philippine Life Financial Assurance Corporation (PhilLife). On June 27, 2017, STI ESG's Board of Directors (BOD) has approved the disposal of this 20% stake in Maestro Holdings. As such, said investment account has been reclassified from noncurrent to a current asset. Further, with the reclassification as a noncurrent asset held for sale, STI ESG has ceased the use of the equity method of accounting for the investment in Maestro Holdings as at June 30, 2017 and was carried at the lower of its carrying amount and fair value less cost to sell. Since then, management had discussions with potential buyers but no final agreements were reached. For the year ended March 31, 2020, STI ESG has recognized a provision for impairment of its investment in Maestro Holdings amounting to ₱297.5 million to bring it to its fair value less cost to sell to the amount of ₱419.1 million as at March 31, 2020. The lower fair value as at March 31, 2020 is an impact of the COVID-19 pandemic and the ensuing economic and market disruptions across markets and industries. The fair value was estimated using adjusted consolidated net assets value which consists significantly of investments in listed equity instruments, government bonds, other fixed-income securities and pre-need reserves for PhilPlans, and discounted cash flows from the financial budget covering five years approved by management of PhilLife and PhilCare. No provision for impairment was recognized for the year ended March 31, 2019. On September 24, 2020, STI ESG's BOD has approved the sale of its 20% stake in Maestro Holdings to a third-party investor for a consideration higher than its present carrying value, subject to completion of certain closing conditions.

Property and equipment increased by 4% or ₱332.5 million, from ₱7,670.5 million to ₱8,003.0 million, net of depreciation recorded for the period, substantially attributed to the recognition of the right-of-use (ROU) assets with carrying value of ₱333.0 million as at March 31, 2020. This is in accordance with the adoption of Philippine Financial Reporting Standard (PFRS) 16, *Leases*, which requires lessees to recognize most leases in the consolidated statement of financial position and apply a single accounting model for all leases, with certain exemptions. The Group leases land and building spaces, where the schools are located, under operating lease agreements with varying

terms and periods. Before the adoption of PFRS 16, the Group classified each of these leases (as lessee) at the inception date as operating lease under Philippine Accounting Standards (PAS) 17, *Leases*. Upon adoption of PFRS 16, the Group applied a single recognition and measurement approach for all leases, using the modified retrospective method of adoption with the date of initial application of April 1, 2019, except for short-term leases and leases of low-value assets. The Group recognized ROU assets and lease liabilities for those leases previously classified as operating leases. The ROU assets were initially recognized based on the amount equal to the present value of lease payments determined at the lessee's incremental borrowing rate, adjusted for any prepaid and accrued lease previously recognized. Subsequently, ROU assets are measured at carrying amount less accumulated depreciation. The ROU assets are depreciated on a straight-line basis over the shorter of its remaining estimated useful life or the lease term. The increase likewise includes the costs related to the construction of STI Academic Center Legazpi, a four-storey building with an estimated student capacity of approximately 2,500 students, built on a 4,149 square meter property along Rizal Street, Legazpi City. The school building has been completed in September 2020, in time for the start of classes for SY 2020-2021.

Equity instruments designated at fair value through other comprehensive income (FVOCI) increased by ₱17.8 million from ₱49.8 million to ₱67.6 million as at March 31, 2020. In January 2019, First Pacific Investment Ltd., PLDT, Inc., Benpro Inc., Pilipinas Global Network Limited, Cignal TV, Inc., Suha-PH, Inc., Happyfeet Esports team and STI ESG entered into an investment and shareholders' agreement whereby the parties agreed to form Philippine Online Sports League Inc., a stock association which will establish, operate and maintain a national multi-game Esports league in the Philippines with the aim to promote and develop Esports in the country. Esports is a growing sport internationally and in the Philippines. With this, Philippine Online Sports League Inc. was incorporated on September 30, 2019 with the Philippine Securities and Exchange Commission (SEC). It has an authorized capital stock of ₱155.0 million divided into 1.25 million common shares and 200.0 thousand preferred shares with a par value of ₱100.0 per common share and ₱150.0 per preferred share. The initial subscribed and paid-up capital of Philippine Online Sports League Inc. is ₱90.0 million, of which STI ESG subscribed to and paid ₱10.0 million for 100.0 thousand common shares at ₱100.0 par value per share. STI ESG also recognized unrealized fair value adjustment amounting to ₱8.0 million on its unquoted equity instrument at FVOCI due to the increase in its fair market value as at March 31, 2020.

Deferred tax assets (DTA) increased by ₱1.3 million from ₱32.1 million to ₱33.4 million as at March 31, 2019 and March 31, 2020, respectively, substantially representing taxes applicable to tuition and other school fees collected in advance and the tax impact of the adjustments related to the adoption of PFRS 16.

Goodwill, intangible, and other noncurrent assets increased by ₱19.4 million from ₱511.1 million to ₱530.5 million as at March 31, 2019 and March 31, 2020, respectively. In January 2018, STI ESG entered into a contract to sell with a real estate developer for the acquisition of a lot in Iloilo City with a total area of 2,615 sq. m. for the price of ₱183.0 million plus value-added tax, less other applicable taxes. STI ESG made a down payment amounting to ₱67.5 million in January 2018, net of the ₱0.2 million reservation fee paid on November 29, 2017. The remaining balance in the amount of ₱128.1 million was paid without interest in eighteen (18) equal monthly installments of ₱7.1 million starting January 2018 up to June 2019. Consequently, STI ESG recognized an aggregate amount of ₱21.3 million deposit for asset acquisitions, which represent the remaining equal monthly installments from April to June 30, 2019 for the acquisition of a lot in Iloilo City in January 2018. The last installment for this Iloilo property was paid in June 2019. Documents for the transfer of ownership to STI ESG are being processed. The lot will be the future site of STI Iloilo. On April 1,

2019, Deeds of Assignment were executed by the shareholders of NAMEI transferring and conveying ownership of 94% of NAMEI Polytechnic Institute, Inc. and 100% ownership of NAMEI Polytechnic Institute of Mandaluyong, Inc. (hereafter collectively referred to as "NAMEI") to STI ESG. NAMEI thus became a subsidiary of STI ESG effective April 1, 2019. In view of this, STI ESG started consolidating the assets, liabilities and results of operations of NAMEI beginning April 1, 2019. Thus, the deposits for asset acquisitions pertaining to NAMEI in the amount of ₱70.0 million as at March 31, 2019 was reversed. The identifiable assets and liabilities recognized in the consolidated financial statements as at March 31, 2020 were based on the purchase price allocation report of the fair value of these assets and liabilities at the time of acquisition resulting to goodwill amounting to ₱21.2 million. STI ESG identified the license to operate a maritime school and related agreements as an intangible asset, for purposes of estimating the fair value of the net assets acquired. Intangible assets amounting to ₱27.6 million represents fair value of the license and agreements. Deferred tax liability (DTL) amounting to ₱2.8 million is calculated based on the estimated fair value of the license to operate a maritime school, its related agreements, and a 10.0% income tax rate for educational institutions. The carrying values of other accounts such as cash, receivables, and property and equipment, among others, approximate their fair values. STI ESG conducts annual impairment testing of goodwill recognized through business combinations. Impairment testing showed that the Group's cash-generating units' (CGUs) recoverable amounts were higher than their carrying amounts as at March 31, 2020, except for the goodwill related to STI Tuguegarao and STI Pagadian as at March 31, 2019. Hence, the Group recognized provision for impairment of goodwill aggregating to ₱ 17.0 million and nil, for the years ended March 31, 2019 and 2020, respectively. Noncurrent advances to suppliers increased by ₱39.4 million, which is substantially attributed to advance payments made in relation to the acquisition of simulator and other maritime equipment for NAMEI Polytechnic Institute, Inc. and construction of STI Legazpi Academic Center including the necessary school furniture and equipment. These advances will be reclassified to the "Property and equipment" account when the goods are received or the services are rendered.

Accounts payable and other current liabilities decreased by ₱144.2 million, or 21%, substantially due to payments made by STI ESG to contractors and suppliers of the recently completed school buildings.

Unearned tuition and other school fees increased substantially by ₱113.6 million from ₱81.4 million as at March 31, 2019 to ₱195.0 million as of March 31, 2020, mostly representing tuition and other school fees of tertiary students that will be recognized as income over the remaining months of the related school term.

Current portion of obligations under finance lease amounting to ₱6.2 million as at March 31, 2019 was settled during the year ended March 31, 2020. The remaining portion of obligations under finance lease is now reclassified as part of lease liability. This change in the presentation was made following the adoption of PFRS 16.

The current and noncurrent portion of lease liability amounted to ₱66.1 million and ₱329.8 million, respectively. Lease liabilities were recognized based on the present value of the remaining lease payments, discounted using the incremental borrowing rate at the date of the initial application. The amount of lease liabilities is increased to reflect the accretion of interest and reduced for the lease payments made. The measurement and presentation of lease liabilities were recognized in the consolidated statements of financial position of the Group in accordance with the adoption of PFRS 16.



Income tax payable amounted to ₱2.9 million representing income tax due on the taxable income as at March 31, 2020.

Interest-bearing loans and borrowings, net of the current portion, increased by ₱554.3 million from ₱360.0 million to ₱914.3 million as at March 31, 2019 and March 31, 2020, respectively. STI ESG made drawdowns from its short-term loan facility aggregating to ₱468.0 million during the year ended March 31, 2020. These loans are subject to interest rates ranging from 4.75% to 5.75% and have been fully settled as at March 31, 2020. STI ESG also made drawdowns from its new term loan facility aggregating to ₱800.0 million during the year ended March 31, 2020, subject to interest rates ranging from 5.81% to 6.31%. The proceeds from these loans were used for capital expenditures and working capital requirements. The loan proceeds were partially offset by STI ESG's principal payments aggregating to ₱240.0 million on its Corporate Notes Facility in July 2019 and January 2020.

STI ESG listed its ₱3.0 billion Series 7-year Bonds due 2024 and Series 10-year Bonds due 2027 (collectively, the "Bonds") on the Philippine Dealing and Exchange Corp. (PDEX) secondary market on March 23, 2017. This is the first tranche of its ₱5,000.0 million fixed-rate bonds program under its 3-year shelf registration with the SEC. The 3-year shelf registration ended on March 9, 2020. The Bonds carry coupon rates of 5.8085% and 6.3756% for the 7-year and 10-year tenors, respectively. Interests are payable quarterly in arrears on June 23, September 23, December 23, and March 23, or the next business day if such dates fall on non-banking days, of each year commencing on June 23, 2017, until and including the relevant maturity date. The Bonds Payable is carried in the books at ₱2,964.4 million and ₱2,958.0 million as at March 31, 2020, and March 31, 2019, respectively, net of deferred finance charges, representing bond issue costs with carrying value of ₱35.6 million and ₱42.0 million, as at March 31, 2020, and March 31, 2019, respectively. The proceeds of the bonds have been fully utilized as at March 31, 2019.

Pension liabilities increased by ₱22.8 million from ₱33.3 million to ₱56.1 million as at March 31, 2019, and March 31, 2020, respectively, substantially representing additional retirement obligations and cumulative actuarial loss on pension assets recognized by the Group for the year ended March 31, 2020. The fair value of pension assets as at March 31, 2020 is affected by the economic impact of COVID 19.

Other noncurrent liabilities decreased by ₱30.4 million representing payments made by STI Novaliches to STI Diamond amounting to ₱14.0 million as a result of the conveyance of the latter's net assets to the former in August 2016 and due to reclassification from noncurrent to the current portion of advance rent/rental deposits aggregating to ₱16.1 million for lease agreements with a remaining term of one year or less.

STI ESG's cumulative actuarial gain decreased by ₱9.3 million, net of related tax, from ₱8.2 million to negative ₱1.1 million, as at March 31, 2019 and 2020, respectively, due to the impact of unrealized remeasurement loss recognized from the decline in the market value of the investment in equity securities of the pension plan assets.

STI ESG's fair value adjustment on equity instruments designated at FVOCI is up by ₱7.8 million due to the increase in the fair market value of STI ESG's investment in unquoted equity instrument as at March 31, 2020.

STI ESG's share in associate's cumulative actuarial gain likewise decreased by ₱68.0 thousand, net of related tax, due to the impact of unrealized remeasurement loss recognized from the decline in the market value of the investment in equity securities of one of its associates.

On December 12, 2018, De Los Santos-STI College, Inc. (De Los Santos-STI College) and Metro Pacific Hospital Holdings, Inc. (MPHHI) entered into a Deed of Absolute Sale wherein De Los Santos-STI College sold its 79,399 common shares of stock in De Los Santos Medical Center, Inc. (DLSMC), formerly De Los Santos General Hospital, to MPHHI for a total consideration of ₱39.7 million. The 79,399 DLSMC shares had a carrying value of ₱8.6 million at the time of the sale. The transaction resulted in a realized fair value gain on equity instruments designated at FVOCI amounting to ₱31.1 million, which is presented as an addition to Retained Earnings as at March 31, 2019. The disposition of De Los Santos-STI College shares in DLSMC was made to enable the Group to focus on its core business of offering educational services.

Retained earnings decreased by ₱451.6 million from ₱3,023.8 million to ₱2,572.2 million, substantially due to the provision for impairment amounting to ₱297.5 million recognized on STI ESG's investment in Maestro Holdings, dividends declared in September 2019, amounting to ₱0.06 per share or an aggregate amount of ₱184.9 million to stockholders of record as of September 30, 2019, and further, the initial application of PFRS 16 reduced retained earnings at the beginning of the fiscal year by ₱40.4 million, net of tax.

#### Years ended March 31, 2019, vs. 2018

The student enrollment of the schools under STI ESG at the start of the SY are as follows:

	SY 2018-2019	SY 2017-2018	Decrease	
			Enrollees	Percentage
<b>STI Network</b>				
Owned schools	44,298	54,366	(10,068)	-19%
Franchised schools	32,543	42,165	(9,622)	-23%
<b>Total Enrollees</b>	<b>76,841</b>	<b>96,531</b>	<b>(19,690)</b>	<b>-20%</b>

Grouping of the students in terms of government regulatory agencies supervising the programs is as follows:

- CHED - students under this group are enrolled in tertiary and post-graduate programs;
- TESDA - students under this group are enrolled in technical-vocational programs; and
- DepEd – students under this group are enrolled in SHS programs.

	SY 2018-2019	%	SY 2017-2018	%
<b>CHED</b>	38,582	50%	40,147	42%

<b>TESDA</b>	1,843	2%	2,191	2%
<b>DEPED</b>	36,416	48%	54,193	56%
<b>TOTAL</b>	<b>76,841</b>	<b>100%</b>	<b>96,531</b>	<b>100%</b>

STI ESG posted gross revenues amounting to ₱2,191.2 million for the year ended March 31, 2019, a 16% decrease from ₱2,596.0 million from the same period last year.

Tuition and other school fees reached ₱1,801.2 million for the year ended March 31, 2019, down by 16% from the same period last year. This was due to the lower than expected turnout of college freshmen enrollees. Meanwhile, SHS enrollment dipped as the STI Network held the graduation of over 30,000 Grade 12 students who belonged to the first batch of SHS graduates under the K to 12 program of the government.

Revenues from educational services and royalty fees decreased by ₱41.4 million and ₱4.8 million or by 20% and 24%, respectively. Revenues from educational services are derived as a percentage of the tuition and other school fees collected by the franchised schools from their students and DepEd.

Sale of educational materials and supplies similarly posted a decline from ₱161.9 million to ₱149.6 million. The sale of uniforms scaled up with the entry of the freshmen college students. On the other hand, the sale of textbooks and uniforms for SHS went down due to the decline in the number of SHS enrollees. The cost of educational materials and supplies sold decreased likewise by ₱5.4 million from ₱119.3 million to ₱113.9 million for the years ended March 31, 2018 and 2019, respectively, concomitant with the decrease in the sale of educational materials and supplies.

The cost of educational services for the year ended March 31, 2019, amounting to ₱687.8 million is lower compared to ₱694.0 million recognized in the same period last year. The cost of instructors' salaries and benefits decreased by ₱33.5 million substantially due to the reduced number of part-time faculty members concomitant with the lower turn out of enrollees, as discussed in the preceding paragraphs. This was partially offset by the increase in depreciation expense, which increased by ₱17.1 million due to completed renovation and construction projects. The building renovation of STI Sta. Maria and the newly constructed building, which was leased to be the new site of STI Malaybalay, were completed in August 2017. Meanwhile, STI Lipa started operations in the new building in August 2018, specifically from the ground up to the fourth floor. The remaining works from the 5th floor up to the roof deck and the basketball gymnasium at the 7th floor were completed in March 2019. The related depreciation on these floors was recorded during the current period and contributed to the increase in the said expense. Similarly, other direct expenses increased by 11% or ₱12.5 million from ₱118.2 million to ₱130.7.2 million for the year ended March 31, 2019, largely attributed to the cost of student activities and programs related to the convention of the students, hotel immersion, culinary and tourism exposure, bartending seminars and educational tours. In February 2017, CHED issued a memorandum on the imposition of a moratorium on field trips and other similar activities covered under CHED Memorandum series order no. 17. In view of this, the aforementioned student activities were canceled in SY 2017-2018. The moratorium was lifted during SY 2018-2019. The direct expense ratio went up from 31% to 37% year-on-year.

Gross profit decreased by 22% or ₱393.2 million from ₱1,782.7 million for the year ended March 31, 2018, to ₱1,389.5 million for the same period in 2019. The gross profit margin likewise decreased from 69% to 63%.

General and administrative expenses increased by 6% or ₱61.4 million from ₱983.4 million to ₱1,044.8 million for the year ended March 31, 2019. The highest increase was registered by advertising and promotion costs, which increased year-on-year by ₱41.7 million as the marketing campaign for both SHS and tertiary programs were intensified in time for the opening of classes for SY 2018-2019. Salaries and benefits increased by ₱12.4 million due to filling up of vacancies and merit increases given to deserving employees. Depreciation expense likewise increased by ₱11.3 million due to depreciation expense recognized with the completion of the renovation and newly constructed buildings, as mentioned in the preceding paragraphs. Goodwill previously recognized through business combinations allocated to STI Tuguegarao and STI Pagadian aggregating to ₱17.0 million was impaired for the year ended March 31, 2019. The Group recognized ECL resulting from the adoption of PFRS 9 based on the Group's historical credit loss experience adjusted with forward-looking information. The most recent receivables were assigned lower loss rates. Estimated loss rates vary over time and increase as the receivables ages and as credit risks increase with the likelihood of the receivables becoming impaired. The Group recognized a provision for ECL amounting to ₱61.6 million for the year ended March 31, 2019. The Group's receivables pertaining to SY 2018-2019 were higher compared to the receivables from students pertaining to the previous period. Receivables pertaining to SY 2017-2018 likewise registered an improvement in 2019 due to subsequent collections received from the students. Thus, the Group recognized a lower provision for ECL for the year ended March 31, 2019, compared with the provision for doubtful accounts for the year ended March 31, 2018 amounting to ₱76.9 million or an improvement of ₱15.3 million.

The Group posted an operating income, that is, income before other income and expenses and income tax, amounting to ₱344.7 million for the year ended March 31, 2019, lower than the results of the same period last year of ₱799.3 million, substantially due to lower revenues.

Equity in net losses of associates and joint ventures amounting to ₱218.2 million for the year ended March 31, 2018 pertains largely to the share of STI ESG in the loss of PhilPlans up to June 30, 2017, arising from the latter's full recognition of the mandated discount interest rate imposed by the Insurance Commission (IC) on the reserves of pre-need companies. The IC is the government regulatory agency supervising pre-need companies. In November 2012, the IC issued Circular Letter 23-2012 relating to the Valuation of Transitory Pre-need Reserves. The IC mandated a gradual decrease in the discount interest rate to be used for valuing the reserves to provide regulatory leeway for the compliance to this circular. The old basket of plans previously approved by the SEC when the pre-need companies were under its supervision were using a higher discount rate. The circular mandated that for the years 2012-2016, the discount interest rate shall be 8%; for 2017, 7.25%; for 2018, 6.5% and for 2019 onwards, 6%. In July 2017, PhilPlans opted to have an early adoption of the 6% discount interest rate starting January 2017. This means a bigger allocation to pre-need reserves from its trust funds, thus recognizing a higher expense item.

Further, Maestro Holdings had restated its prior year financial statements to reflect, among others, the following adjustments: (a) with the completion of the correction in its system process, PhilPlans has recognized the plan benefits expense pertaining to education plan contracts with maturity dates from July to December on their proper maturity dates; (b) in compliance with IC Circular Letters 2016-66 and 2017-36, PhilLife changed the methodology in the determination of legal policy reserves in its life insurance contracts from net premium valuation to gross premium valuation; (c) recognition of fair value decline below cost of certain AFS equity securities to profit or loss.

Accordingly, the Group made the necessary adjustments to recognize its share in the restated net earnings and comprehensive income of Maestro Holdings.

Interest expenses decreased by ₱21.0 million year-on-year, from ₱210.5 million to ₱189.5 million as short-term loans were fully settled as at March 31, 2018, and principal payments on long-term loans aggregating ₱134.4 million were made in July 2018 and January 2019.

Rental income increased by ₱9.3 million, or 9%, due to the substantial occupancy of the investment properties owned by STI ESG.

Interest income amounted to ₱16.1 million for the year ended March 31, 2019, mainly from interest earned on short-term placements of the proceeds of bonds. The proceeds of bonds have been fully utilized as at March 31, 2019.

Dividend income is up by ₱3.1 million, representing an increase in dividends received from De Los Santos Medical Center and dividends received from STI Marikina, an associate of STI ESG, for the year ended March 31, 2019.

Equity in net earnings of associates amounting to ₱4.7 million pertains to STI ESG's share in the net earnings of associates for the year ended March 31, 2019. This amount does not include any share in the operations of PhilPlans or any of the other subsidiaries of Maestro Holdings after STI ESG's BOD approved the disposal of its 20% stake in Maestro on June 27, 2017. With this decision to dispose of the Maestro investment, STI ESG's investment in Maestro was reclassified to "Noncurrent asset held for sale" under the portion of the current assets in the Statements of Financial Position. With this, STI ESG ceased the use of the equity method of accounting for its investment in Maestro on June 30, 2017.

The gain on sale of property and equipment amounting to ₱0.7 million represents mainly the disposal of fully depreciated air conditioning units of STI Global City, which were replaced by inverter air conditioners to save on the cost of electricity.

Provision for income tax amounting to ₱37.4 million was recognized as at March 31, 2019, associated with the net income recognized for the period.

STI ESG reported a lower net income amounting to ₱254.6 million for the year ended March 31, 2019, compared to ₱433.1 million of the same period last year. Also, STI ESG posted a Total Comprehensive Income of ₱179.9 million for the year ended March 31, 2019, compared to ₱606.1 million for the year ended March 31, 2018, driven primarily by the decline in operating income due to lower revenues. The report as of the same period last year includes the share on STI ESG's associate's unrealized mark-to-market gain on AFS financial assets amounting to ₱125.1 million. Meanwhile, STI ESG recognized a remeasurement loss amounting to ₱74.4 million, net of taxes, for the year ended March 31, 2019, due to the decline in value of equity shares forming part of pension assets.

EBITDA decreased from ₱1,219.4 million for the year ended March 31, 2018 to ₱806.1 million for the year ended March 31, 2019. EBITDA margin likewise decreased from 47% last year to 37% this year.

Core income, computed as the consolidated income after income tax derived from the Group's main business of education and other recurring income, amounted to ₱249.3 million for the year ended March 31, 2019, compared to the same period last year of ₱651.3 million.

## Results of Operations

The Statements of Comprehensive Income cover different reporting periods resulting from the change in the fiscal year-end of the companies in the Group, as discussed in earlier paragraphs.

In general, the operating results shown in the consolidated statements of comprehensive income of the Group reflect the economic impact of the ongoing COVID-19 pandemic. The Group has adapted to the new normal and has implemented online learning methods for students. The teachers have been trained on online teaching strategies, including the development of high-quality courseware materials. The Group has also ramped up its online marketing strategies for its enrollment campaign.

In order to achieve comparability, the Group prepared a voluntary disclosure of operating results for the twelve months ended June 30, 2020 (see Note 40 of the notes of financial statements in the June 30, 2022 audited consolidated financial statements). The discussion below summarizes the significant factors affecting the results of operations for the fiscal years ended June 30, 2022, June 30, 2021, and June 30, 2020 and the three-month period ended 30 September 2022 versus the three-month period ended September 30, 2022.

Three-month period ended September 30, 2022 vs. three-month period ended September 30, 2021

For the three-month period ended September 30, 2022, the Group generated gross revenues amounting to ₱360.1 million, higher by 35% or ₱92.5 million from same period last year of ₱267.6 million. The increase was primarily driven by the remarkable increase in the total number of students of the Group for SY 2022-2023. Gross profit likewise increased by ₱52.7 million or 41% year-on-year.

The Group recorded an operating loss for the three-month period ended September 30, 2022 amounting to ₱73.4 million, compared to ₱107.9 million for the same period last year. The Group recognized a net loss amounting to ₱75.8 million this quarter as against ₱147.8 million for the three-month period ended September 30, 2021.

Earnings before interest, taxes, depreciation, and amortization or EBITDA, amounted to ₱58.1 million for the three-month period ended September 30, 2022 compared to ₱9.6 million for the same period last year. EBITDA for the three-month periods ended September 30, 2022 and 2021 is computed as net loss excluding provision for (benefit from) income tax, depreciation and amortization, equity in net earnings of associates, interest expense and interest income, and nonrecurring gains such as gain on foreign exchange differences, donation income, fair value loss on equity instruments at FVPL, and income on rent concessions. Depreciation and interest expenses for purposes of this computation exclude those related to Right-of-Use (ROU) assets and lease liabilities, respectively. EBITDA margin for the three-month period ended September 30, 2022 is 16%, compared to 4% for the same period last year due to reasons cited above.

### Years ended June 30, 2022, vs June 30, 2021

The enrollment figures of the Group for SY 2021-2022 indicate a robust increase of 16.4% as enrollment for SY 2021-2022 reached 72,750 compared to 62,490 enrollees in SY 2020-2021. Furthermore, enrollment in programs regulated by the CHED registered an impressive 38.4% increase compared to enrollees in SY 2020-2021 to more than 49,000 students in SY 2021-2022, which is notably higher than pre-pandemic levels. In addition, the retention rate<sup>1</sup> in SY 2021-2022

improved to 98.6% compared to 98.3% in the previous year, while the migration rate<sup>2</sup> is up to 95.5% in SY 2021-2022 compared to 79.2% in SY 2020-2021.

The student enrollment of the schools under STI ESG at the start of the SY are as follows:

	SY 2021-2022	SY 2020-2021	Increase	
			Enrollees	Percentage
<b>STI Network</b>				
Owned schools	47,230	39,890	7,340	18%
Franchised schools	25,520	22,600	2,920	13%
<b>Total Enrollees</b>	<b>72,750</b>	<b>62,490</b>	<b>10,260</b>	<b>16%</b>

Grouping of the students in terms of government regulatory agencies supervising the programs is as follows:

- CHED – students under this group are enrolled in tertiary and post-graduate programs;
- TESDA – students under this group are enrolled in technical-vocational programs; and
- DepEd – pertains to primary and secondary education, including SHS.

	SY 2021-2022	%	SY 2020-2021	%
<b>CHED</b>	49,005	67%	35,412	56%
<b>TESDA</b>	1,040	2%	1,036	2%
<b>DEPED*</b>	22,705	31%	26,042	42%
<b>TOTAL</b>	<b>72,750</b>	<b>100%</b>	<b>62,490</b>	<b>100%</b>

<sup>1</sup> Retention rate refers to the percentage of the students retained at the end of the term compared to the

number of students at the beginning of the term.

<sup>2</sup> Migration rate refers to the percentage of students, excluding graduates, who enrolled from the previous term to the next term.

<sup>3</sup> DepEd count includes SHS students, and 208 and 241 students of NAMEI who are enrolled in basic education in SY 2021-2022 and SY 2020-2021, respectively.

To contain the outbreak of COVID-19, on March 13, 2020, the Office of the President of the Philippines issued a memorandum to impose, adopt and implement the guidelines on the stringent social distancing measures including but not limited to class suspension, prohibition of mass gatherings, imposition of community quarantine, among others, in the National Capital Region (NCR) effective March 15, 2020, and other parts of the country thereafter. These measures have caused disruptions to businesses and economic activities, and the impact on businesses continues to evolve.

STI ESG continues to implement the Online and Onsite Education at STI (ONE STI) Learning Model that was introduced in SY 2020-2021. The ONE STI Learning Model is an innovative approach to student development that uses digital tools and online technology combined with invaluable hands-on practice and onsite engagements to achieve the students' academic objectives through a

responsive learning experience. The Group utilizes the electronic Learning Management System (eLMS), a software application running on Amazon cloud, to better manage the delivery of educational courses and/or training programs to its students. It features built-in support for collaboration through various tools such as wikis, forums, and discussion groups; an internal messaging system with bidirectional support for emails and text messaging; and a built-in portfolio system that students can use to collect works to support learning and/or achievements. eLMS is a world-class and award-winning learning management system that schools and universities across the globe are using. This cloud-based eLearning tool gives teachers and students a two-way platform where they can collaborate, assign, and submit homework, take assessments, and track learning progress, among others. The concept of online learning is not new to the Group, as the schools in the network have already implemented a blended learning model for the past seven years in order that the students may continue their studies at home uninterrupted even during physical classroom disruptions.

The faculty members of the Group regularly undergo competency-based certifications and training programs to ensure that they are proficient in the subject matter to be able to deliver the required day- to-day lessons. Training programs are conducted online to equip the faculty members with technical skills and further cultivate the mindset necessary in an online learning environment.

Classes of both SHS and tertiary students for SY 2020-2021 started on September 7, 2020, while classes for SY 2021-2022 started on September 13, 2021. The Group has gradually started to implement limited face-to-face classes for schools in areas under Alert Level 1 for identified high-stake tertiary courses and SHS students beginning February 2022 and April 2022, respectively. High-stake tertiary courses refer to subjects or courses with laboratory components where the skills expected to be gained by the students are better acquired in a face-to-face class setup because actual demonstration and practice of competencies are significant in the learning process. The Group is continuously ensuring adherence to the guidelines set by the Inter-Agency Task Force for the Management of Emerging Infectious Diseases (IATF), CHED, DepEd, local government units (LGUs), and all pertinent agencies that have released information on the conduct of the limited face-to-face classes.

The consolidated gross revenues of the Group for the year ended June 30, 2022 amounted to ₱2,080.0 million compared to ₱1,620.6 million for the year ended June 30, 2021.

Tuition and other school fees amounted to ₱1,823.9 million for the year ended June 30, 2022, up by ₱413.7 million or 29% from same period last year attributed to the increase in the student population for SY 2021-2022. The Group registered a robust growth of 16% with more than 72,000 enrollees for SY 2021-2022 compared to over 62,000 enrollees in SY 2020-2021. Private schools reported a dip in enrollment for SY 2020-2021 due to the impact of the COVID-19 pandemic. A survey conducted by STI ESG disclosed that a number of students did not pursue education in SY 2020-2021 because of the financial difficulties experienced by their respective families/benefactors during the year. New students enrolled in CHED programs increased by 72% from 11,162 students in SY 2020-2021 to 19,250 in SY 2021-2022. Furthermore, the increase in tuition and other school fees is also attributable to the higher number of enrollees in programs regulated by CHED, which is at 49,005 for SY 2021-2022, thus registering an impressive 38% increase compared to enrollment in SY 2020-2021 at 35,412 students and is notably even better than pre-pandemic levels. CHED enrollment comprises 67% of the total student population for SY 2021-2022 compared to 56% for SY 2020-2021. CHED programs bring in higher revenues per student.



Revenues from educational services and royalty fees both increased by 17%. This is largely attributed to the increase in the student population of franchised schools for SY 2021-2022. Revenues from educational services are derived as a percentage of the tuition and other school fees collected by the franchised schools from their students, DepEd and CHED.

Other revenues increased by ₱20.5 million or 30% compared to same period last year from ₱68.5 million to ₱89.0 million for the year ended June 30, 2022 associated with the higher number of students.

Sale of educational materials and supplies increased by ₱5.2 million or 22% compared to same period last year from ₱24.0 million to ₱29.2 million as of June 30, 2022. The sale of uniforms increased by ₱6.1 million with the implementation of limited face-to-face classes for identified high-stake tertiary courses. This was partially offset by the decline in sales of textbooks by ₱2.1 million due to the lower number of SHS students. The cost of educational materials and supplies sold increased likewise concomitant with the increase in the sale of educational materials and supplies.

The cost of educational services is higher by ₱80.5 million compared to last year, from ₱645.1 million to ₱725.6 million for the years ended June 30, 2021 and 2022, respectively, substantially due to higher instructors salaries and benefits expense and other direct expenses. Instructors' salaries and benefits are up by ₱54.9 million from ₱192.2 million to ₱247.1 million due to the increase in the number of faculty members concomitant with the increase in number of students. In addition, the salaries of SHS teachers who passed the Licensure Examination for Teachers (LET) and tertiary instructors who have earned master's degree as part of the faculty members' continuing education have been adjusted favorably. Student activities, programs and other related expenses increased by ₱27.1 million substantially due to expenses related to holding of in-person commencement exercises for the SY 2021-2022 and the subscriptions of the Group to eLMS and CloudSwyft solutions. Commencement expenses amounted to ₱28.0 million and ₱13.2 million for the years ended June 30, 2022 and 2021, respectively. The schools in the Group held in-person graduation ceremonies for graduating SHS and TER students of SY 2021-2022 while the graduation ceremonies for SY 2020-2021 were all held virtually. The increase in eLMS subscriptions is attributed to the higher enrollment in SY 2021-2022 while the Group subscribed to CloudSwyft to provide virtual laboratory solutions for the students. CloudSwyft is a tool for the education sector where each student can access multiple applications such as AutoCAD, Microsoft 365, and Adobe Systems, among others. This virtual laboratory technology provides off-the-shelf and customizable virtual laboratory templates that are automated, highly accessible, and available on-demand to foster hands-on digital learning for thousands of STI students nationwide.

General and administrative expenses increased by 11% or ₱86.9 million from ₱826.9 million to ₱913.8 million for the years ended June 30, 2021 and 2022, respectively. The Group deployed only a skeleton workforce in the schools and offices to attend to concerns that needed face-to-face coordination and likewise embraced the work-from-home arrangements to the furthest extent possible during the Enhanced Community Quarantine (ECQ) and Modified Enhanced Community Quarantine (MECQ) periods. With the improvement in the COVID-19 situation, all members of the administrative support staff are now reporting to their offices, thus, light and water expense is higher by ₱20.3 million in 2022, from ₱43.1 million for the year ended June 30, 2021 compared to ₱63.4 million for the year ended June 30, 2022. Similarly, the costs of external services, particularly janitorial services, increased by ₱6.0 million from ₱13.2 million to ₱19.2 million for the year ended June 30, 2022. The Group recognized a provision for ECL amounting to ₱114.4 million, representing ECLs on outstanding receivables from students' tuition and other school fees as at June 30, 2022, for the year ended June 30, 2022. This amount is higher by ₱65.8 million compared to ₱48.6 million for

the year ended June 30, 2021 largely representing ECLs on outstanding receivables from students' tuition and other school fees as at June 30, 2022. The Group recognized ECL based on the Group's historical credit loss experience adjusted with forward-looking information. The most recent receivables are assigned lower loss rates. Estimated loss rates vary over time and increase as receivables age and as credit risks increase, with the likelihood of the receivables becoming impaired. The Group likewise considered the subsequent collections of receivables from the students for prior years. Provision for impairment of investments in and advances to associates and joint ventures amounting to ₱10.3 million representing receivables from an associate was recognized for the year ended June 30, 2021 while provision for impairment of goodwill related to the closure of STI Iloilo amounting to ₱3.8 million was recognized during the year ended June 30, 2022. The Group likewise recognized provision for inventory obsolescence amounting to ₱2.0 million and ₱0.8 million for the years ended June 30, 2022 and 2021, respectively. Advertising and promotions expense recognized for the year ended June 30, 2022 and 2021 amounted to ₱33.8 million and ₱46.0 million, respectively as the Group channeled its marketing promotions and campaigns largely using online platforms instead of the traditional television advertisements. Repairs and maintenance increased by ₱4.3 million from ₱15.0 million to ₱19.3 million for the year ended June 30, 2022 in preparation for the holding of in-person classes for the SY 2022-2023. Retirement plan expense likewise increased by ₱2.1 million from ₱8.6 million to ₱10.7 million for the year ended June 30, 2022 representing increase in current service cost for employees as at June 30, 2022.

The Group posted an operating income of ₱416.8 million for the year ended June 30, 2022, more than three times the operating income amounting to ₱129.1 million for the year ended June 30, 2021. The improvement is due to higher revenues attributed to the increase in the student population and improvement in the enrollment mix with more students enrolled in CHED programs for SY 2021-2022.

Interest expense amounted to ₱289.3 million for the year ended June 30, 2022, compared with the same period last year of ₱302.3 million. The decrease is attributed to the principal payments made by STI ESG on its Corporate Notes Facility amounting to ₱120.0 million in July 2020 and the partial principal prepayment on STI ESG's Term Loan Facility amounting to ₱240.0 million in September 2021. The savings on the related interest expense on the principal payments made was partially offset by the prepayment fee equivalent to 1.5% of the amount prepaid or ₱3.9 million, inclusive of gross receipts tax. Likewise, the interest rate of the outstanding balance of the Term Loan and Corporate Notes Facility was repriced at 5.7895% per annum effective September 20, 2021 compared to 5.5556% per annum in the previous year.

Rental income decreased by ₱35.7 million year-on-year from ₱90.7 million to ₱55.0 million due to pre-termination and nonrenewal of lease agreements in some of the investment properties of STI ESG.

The Group recognized unrealized gain on foreign exchange differences amounting to ₱44.5 million and ₱0.7 million for the years ended June 30, 2022 and 2021, respectively. The Group also recognized realized gain on foreign exchange differences amounting to ₱1.3 million and ₱3.3 million for the years ended June 30, 2022 and 2021, respectively. These gains are attributed to STI ESG's dollar-denominated cash and cash equivalents, largely from the proceeds of the disposal of the 20% stake of STI ESG in Maestro Holdings since the sale was settled in US dollars.

Interest income increased from ₱3.7 million to ₱37.5 million for the year ended June 30, 2022, substantially attributed to the accrued interests and default charges on the assigned loans of STI Tanay. This covers interests and penalty charges from the execution of the deed of assignment by

and between DBP and STI ESG in 2019 up to the date of the extrajudicial foreclosure sale of the real estate mortgaged as collateral on the loans of STI Tanay. These properties, situated in Tanay, Rizal and Pasig City were foreclosed on March 15, 2021 and March 16, 2022, respectively. This account also includes interest income on investment of STI ESG in short-term placements.

Equity in net losses of associates amounted to ₱12.0 million for the year ended June 30, 2022 compared to equity in net earnings of associates aggregating to ₱3.7 million recognized for the same period last year.

STI ESG recognized a gain on settlement of STI Tanay receivables, net of provision for impairment of noncurrent asset held for sale amounting to ₱10.8 million for the year ended June 30, 2022. The gain on settlement of receivable from STI Tanay amounted to ₱45.1 million and the provision for impairment of noncurrent asset held for sale was recognized at ₱34.3 million, net of depreciation recognized on the Pasig property from the date of annotation on the property's title up to June 30, 2022 (see foregoing discussions).

The Group recognized a gain on the sale of its transportation equipment amounting to ₱1.5 million for the year ended June 30, 2022.

Collection efficiencies resulted in the increase in the recovery of receivables previously written-off by ₱2.8 million from ₱6.4 million to ₱9.2 million for the years ended June 30, 2021 and 2022, respectively.

STI ESG recognized dividend income from RCR and DLSMC amounting to ₱0.4 million and ₱0.8 million, respectively, for the year ended June 30, 2022 and from DLSMC amounting to ₱0.8 million for the year ended June 30, 2021.

The Group applied the practical expedient approach for some rent concessions granted to the Group following the amendments to PFRS 16, COVID-19-related Rent Concessions resulting in recognition of other income aggregating to ₱6.1 million and ₱17.7 million which are presented as part of "other income (expense) - net" in the statement of comprehensive income for the years ended June 30, 2022 and 2021, respectively. The account "other income (expense) – net" also includes a reversal of interest income from past due accounts of consolidated subsidiaries in the amount of ₱15.9 million.

Provision for income tax amounting to ₱12.1 million was recognized for the year ended June 30, 2022. Meanwhile, provision from income tax amounting to ₱20.2 million was recognized for the same period last year. Income tax rate for proprietary educational institutions was reduced from 10.0% to 1.0% following the enactment of the CREATE Act in April 2021. The reduced income tax rate has a retroactive effect beginning July 1, 2020 and will be effective up to June 30, 2023.

The disposal of the 20% ownership of STI ESG in Maestro Holdings resulted in a gain amounting to ₱61.4 million, which is the difference between the recorded fair value of the investments and the selling price. For tax purposes, however, the gain is ₱306.4 million, which is the difference between the acquisition cost of ₱174.1 million and the selling price, on which capital gains tax of ₱46.0 million was paid. These were recognized in the Group's consolidated statements of comprehensive income for the year ended June 30, 2021.

STI ESG reported a net income of ₱253.3 million for the year ended June 30, 2022, a turnaround from ₱60.1 million net loss for the year ended June 30, 2021.

Remeasurement gain on pension liability, net of income tax effect, amounted to ₱5.2 million and ₱12.5 million for the years ended June 30, 2022 and 2021, respectively, due to the movements in value of equity shares forming part of pension assets.

Total comprehensive income for the year ended June 30, 2022 amounted to ₱259.8 million compared to ₱46.0 million comprehensive loss for the year ended June 30, 2021. The improvement is attributed to the higher number of enrollees and improvement in the enrollment mix in favor of CHED programs for SY 2021-2022 compared to that of SY 2020-2021.

Earnings before interest, taxes, depreciation and amortization (EBITDA) defined as earnings (losses) before interest expense, interest income, provision for (benefit from) income tax, depreciation and amortization, equity in net losses (earnings) of associates and joint venture, and nonrecurring losses (gains) such as gain on foreign exchange differences, gain on settlement of STI Tanay receivable (net of provision for impairment of noncurrent asset held for sale), income on rent concessions, fair value loss on equity instruments at FVPL, gain on sale of noncurrent asset held for sale (net of capital gains tax) and loss on loan modification increased from ₱628.5 million for the year ended June 30, 2021 to ₱868.4 million for the year ended June 30, 2022. EBITDA margin likewise improved from 39% to 42% for the year ended June 30, 2022 due to the reasons cited above.

Core income, computed as the consolidated income after income tax derived from the Group's main business of education and other recurring income, amounted to ₱168.9 million for the year ended June 30, 2022 compared to core income for the same period last year of negative ₱92.4 million.

#### Years ended June 30, 2021, vs June 30, 2020

The student enrollment of the schools under STI ESG at the start of the SY are as follows:

	SY 2020-2021	SY 2019-2020	Decrease	
			Enrollees	Percentage
<b>STI Network</b>				
Owned schools	39,890	44,811	4,921	11%
Franchised schools	22,600	29,987	7,387	25%
<b>Total Enrollees</b>	<b>62,490</b>	<b>74,798</b>	<b>12,308</b>	<b>16%</b>

Grouping of the students in terms of government regulatory agencies supervising the programs is as follows:

- CHED – students under this group are enrolled in tertiary and post-graduate programs;
- TESDA – students under this group are enrolled in technical-vocational programs; and
- DepEd – pertains to primary and secondary education, including SHS.

	<b>SY 2020-2021</b>	<b>%</b>	<b>SY 2019-2020</b>	<b>%</b>
<b>CHED</b>	35,412	56%	40,737	54%
<b>TESDA</b>	1,036	2%	2,152	3%
<b>DEPED*</b>	26,042	42%	31,909	43%
<b>TOTAL</b>	<b>62,490</b>	<b>100%</b>	<b>74,798</b>	<b>100%</b>

*\*DepEd count includes SHS students and 454 and 241 students of NAMEI who are enrolled in basic education in SY 2019-2020 and SY 2020-2021, respectively.*

Enrollment in SY 2020-2021 declined compared to SY 2019-2020 due to the impact of the COVID-19 pandemic.

For SY 2019-2020, the school calendars of SHS and tertiary students covered the months of June 2019 to March 2020 and July 2019 to April 2020, respectively. With the imposition of the ECQ in Luzon, classes in all levels were suspended on March 17, 2020. Classes of SHS students were completed by the end of March 2020 while classes in the tertiary level were suspended in all campuses nationwide to ensure the safety and welfare of the students.

The tertiary students were given three options to finish the second semester of SY 2019-2020, namely (1) online learnings for those who are willing to and can go online, may finish all their lessons via the eLMS; (2) offline learning for those who are willing to continue and finish all their lessons but cannot go online, in which case handouts were provided to the students; or (3) face-to-face for those who cannot go online and opt to wait until STI ESG could resume classes under the “new normal” operations with face-to-face classes combined with applicable learning modes. Classes of students who opted for online and offline studies resumed in the third week of May 2020 and were completed by the end of July 2020, while those who opted for face-to-face classes later took their classes online and completed the same during the first semester of SY 2020-2021.

Classes of both SHS and tertiary students started on September 7, 2020. Face-to-face classes remain suspended and thus, the Group had continued to conduct classes online as at June 30, 2021.

The consolidated gross revenues of the Group for the year ended June 30, 2021 amounted to ₱1,620.6 million compared to ₱1,945.0 million for the year ended June 30, 2020.

Tuition and other school fees amounted to ₱1,410.2 million for the year ended June 30, 2021 compared to ₱1,691.3 million from the same period in 2020. Private schools reported a dip in enrollment for SY 2020-2021 due to the impact of the COVID-19 pandemic. A survey conducted by STI ESG disclosed that a number of students did not pursue education for SY 2020-2021 because of the financial difficulties experienced by their respective families/benefactors during the year. Despite this, the Group registered an enrollment of over 60,000 students in SY 2020-2021. Also, as part of Group’s continuous efforts to further support the students and parents in relation to the impact brought about by the COVID-19, select students enrolled in certain programs enjoyed a refund and/or a tuition fee credit. This reduced the laboratory fees by up to 35% and other school or miscellaneous fees of both SHS and tertiary students for SY 2020-2021 or by an aggregate amount of ₱67.8 million. The Group likewise granted a refund to tertiary students for SY 2019-2020 aggregating to ₱28.2 million.

Revenues from educational services and royalty fees decreased by 12% and 8%, respectively. This resulted from the lower number of enrollees of franchised schools brought about by the impact of

and restrictions implemented due to the COVID-19 pandemic. In addition, operations of some of STI ESG's franchised schools were either suspended or terminated. Revenues from educational services and royalty fees are derived as a percentage of the tuition and other school fees collected by the franchised schools from their students, DepEd and CHED.

As classes for the entire SY 2020-2021 are held online, sale of educational materials and supplies amounted to ₱24.0 million from ₱64.6 million for the years ended June 30, 2021 and 2020, respectively. Sale of educational materials and supplies recognized in SY 2019-2020 substantially pertains to the sale of uniforms and textbooks while the sale of educational materials and supplies for SY 2020-2021 is largely attributed to the sale of textbooks. The cost of educational materials and supplies sold decreased likewise, concomitant with the decrease in the sale of educational materials and supplies.

Other revenues increased by ₱12.7 million or 23% from ₱55.8 million for the year ended June 30, 2020 to ₱68.5 million for the year ended June 30, 2021 largely attributed to the data connectivity costs charged to franchised schools. Data loading to the respective SIM cards of the students is centralized in STI ESG's Head office, thus the equivalent connectivity charges pertaining to franchised schools amounting to ₱21.4 million were recognized as other revenues for the year ended June 30, 2021 in the audited consolidated statements of comprehensive income of the Group. The related cost of data connectivity assistance was reported as part of the cost of educational services. The increase was partially offset by lower recovery of accounts receivable previously written-off as compared to the year ended June 30, 2020, as well as lower income from issuance of diplomas, transcript of records and other documents requested by students. Income was also recognized last year in relation to the forfeiture of security deposits on pre-terminated lease contracts on the investment properties of STI ESG.

The cost of educational services is lower by ₱50.6 million compared to last year, from ₱695.7 million to ₱645.1 million for the years ended June 30, 2020 and 2021, respectively. Instructors' salaries and benefits decreased by ₱56.3 million from ₱248.5 million to ₱192.2 million as a result of the optimization of faculty loading in the conduct of synchronous meetings with the students under the new learning modality. Rent expense decreased by ₱2.7 million due to savings on rental expenses attributed to the transfer of STI Shaw operations to STI Sta. Mesa, and STI Taft and STI Makati operations to STI Pasay-EDSA, net of lease contracts entered during the year. Depreciation expense decreased by ₱9.4 million from ₱298.2 million for the same period last year to ₱288.8 million this year attributed to fully depreciated assets and lower depreciation expense recognized on right-of-use (ROU) assets due to terminated lease agreements. The Group adopted PFRS 16 and applied a single recognition and measurement approach for all leases except for short-term leases and recognized ROU assets for the leases previously classified as operating lease. The ROU assets were recognized based on the amount equal to the lease liabilities, adjusted for any related prepaid and accrued lease payments previously recognized. ROUs are depreciated on a straight-line basis over the shorter of its estimated useful life and the lease term. The related depreciation expense of ROU assets amounting to ₱38.4 million and ₱41.8 million were recognized as part of the cost of educational services for the years ended June 30, 2021 and 2020, respectively. As classes were conducted online, school materials and supplies posted a decline of ₱10.3 million from ₱13.9 million to ₱3.6 million for the years ended June 30, 2020 and 2021, respectively. Courseware development cost amounted to ₱11.2 million for the year ended June 30, 2020 compared to ₱1.8 million for the year ended June 30, 2021. The courseware development cost for SY 2019-2020 includes the costs of curriculum development and implementation of maritime programs of NAMEI. STI ESG, in behalf of NAMEI, entered into a Cooperation Agreement with Raft Shore People, Inc. (RAFT), to work together to ensure that the seafarers of the Philippines continue to be the preferred employees of

international shipping companies. The parties likewise agreed to enhance the curriculum with electives or additional modular courses in keeping with the requirements of the international shipping industry and the International Convention on Standards of Training, Certification and Watchkeeping for Seafarers (STCW). In light of the effects of the pandemic on the operation of schools and on the economy as a whole, the parties agreed to hold the implementation of the agreement in abeyance. Face-to-face classes remain suspended to contain the spread of the virus in the country and thus the Group has continued to conduct classes online as at June 30, 2021. Classes are conducted through various online learning platforms to continue the delivery of lessons to the students during the pandemic. Such, however, posed different risks and challenges for both teachers and students, many of whom have limited access to the internet connection. As such, the Group provided internet connectivity assistance to its students which amounted to ₱64.9 million for the year ended June 30, 2021.

Gross profit declined from ₱1,207.0 million to ₱962.5 million for the years ended June 30, 2021 and 2020, respectively, largely due to the lower number of enrollees.

General and administrative expenses decreased by 13% or ₱120.2 million from ₱947.1 million to ₱826.9 million for the years ended June 30, 2020 and 2021, respectively. Salaries, wages and benefits are lower by ₱38.3 million for the year ended June 30, 2021 compared to same period in 2020. For the safety and welfare of its employees and following the regulations of the IATF, the Group deploys only a skeleton workforce in the schools and offices to attend to concerns that need face-to-face coordination during the ECQ and MECQ periods. The Group also embraced work-from-home arrangements to the furthest extent possible and likewise optimized its manpower structure resulting in a reduced workforce. Similarly, the costs of external services, particularly security and janitorial services, decreased by ₱9.0 million and ₱19.9 million, respectively. Meanwhile, light and water expenses decreased by ₱51.7 million from ₱94.8 million for the same period last year to ₱43.1 million this year. Rent expense decreased by ₱3.3 million due to savings generated from the transfer of STI Shaw to STI Sta. Mesa, and STI Taft and STI Makati to STI Pasay-EDSA, net of lease contract entered during the year. Depreciation expense decreased by ₱9.7 million from ₱207.4 million for the same period last year to ₱197.7 million this year attributed to fully depreciated assets and lower depreciation expense recognized on ROU assets because of terminated lease agreements. The related depreciation expenses of ROU assets amounting to ₱22.2 million and ₱25.7 million were recognized as part of the general and administrative expense for the years ended June 30, 2021 and 2020, respectively. The Group recognized a provision for ECL amounting to ₱48.6 million, largely representing ECLs on receivables from students' tuition and other school fees for the year ended June 30, 2021, slightly up compared to ₱45.1 for the same period in 2020. While receivables from students for tuition and other school fees increased, these are substantially recent accounts that were assigned lower loss rates. Subsequent collections from the students related to the receivables for SY 2019-2020 were also considered in the computation. Collection of prior years' receivables from students showed an improvement compared to the ECL recognized for the year ended June 30, 2020. Provision for impairment of investments in and advances to associates and joint ventures amounting to ₱10.3 million representing receivables to an associate was recognized for the year ended June 30, 2021. Provisions for inventory obsolescence amounting to ₱0.8 million and ₱4.8 million, representing impairment of old uniforms and textbooks were recognized for the years ended June 30, 2021 and 2020, respectively. The Group recognized advertising and promotions expense amounting to ₱46.0 million for the year ended June 30, 2021. Bulk of the marketing activities and programs for SY 2019-2020 were concluded as at June 30, 2019 as classes started in June and July 2019 for SHS and tertiary students, respectively. For SY2020-2021, classes for both SHS and tertiary students started in September 2020, and as such, marketing activities were mostly conducted from July to September 2020, which increased the advertising and promotions expense

recognized for the year ended June 30, 2021. The decline in all other operating expenses is a result of the cost control measures implemented by the Group in response to the impact of COVID-19 pandemic.

The Group posted an operating income of ₱129.1 million for the year ended June 30, 2021 compared to ₱253.6 million for the year ended June 30, 2020, due to lower revenues caused by the lower number of enrollees, as a result of the COVID-19 pandemic.

Equity in net earnings of associates amounted to ₱3.7 million for the year ended June 30, 2021 compared to equity in net earnings of associates of ₱4.0 million for the same period in 2020.

Interest expenses increased by ₱19.6 million, from ₱282.7 million to ₱302.3 million for the year ended June 30, 2021, resulting substantially from drawdowns made by STI ESG on its Term Loan Facility with China Bank amounting to ₱400.0 million in July 2020, subject to an interest rate of 5.81% per annum. Interest rates for all drawdowns from the Term Loan Facility were repriced at a rate of 5.56% per annum effective on September 19, 2020.

Interest income decreased from last year's ₱4.0 million to ₱3.7 million for the year ended June 30, 2021, as available funds were used to settle obligations with suppliers.

Rental income decreased from ₱121.5 million to ₱90.7 million for the years ended June 30, 2020 and 2021, respectively, attributed to vacancies in investment properties of STI ESG as a result of pre-termination of and expired lease contracts during the year ended June 30, 2021.

STI ESG recognized dividend income from its equity share in DLSCMC accounted for at FVOCI amounting to ₱0.8 million for the years ended June 30, 2021 and 2020. In addition, STI ESG received dividends from STI Marikina, an associate, amounting to ₱1.0 million for the year ended June 30, 2020, which was recognized as dividend income since the carrying amount of STI ESG's investments in STI Marikina amounted to nil as at June 30, 2021 and 2020.

Following the amendments to PFRS 9, Financial Instruments, Fees in the '10 percent' test for derecognition of financial liabilities, STI ESG assessed the terms of the new or modified financial liability. The modifications of financial liabilities of STI ESG did not result in derecognition of the original liability as the same are not substantially different from the terms of the original financial liability. Thus, STI ESG recalculated the amortized cost of the financial liability by computing the present value of estimated contractual cash flows that are discounted at the original effective interest rate. The modification of terms and conditions resulted in the recognition of loan premium, which adjusted the carrying value of the loan, and loss on loan modification amounting to ₱8.3 million recognized in the consolidated statement of comprehensive income for the year ended June 30, 2021.

The Group applied the practical expedient approach for some rent concessions granted to the Group following the amendments to PFRS 16, COVID-19-related Rent Concessions resulting in recognition of other revenues aggregating to ₱17.7 million for the year ended June 30, 2021.

For the year ended June 30, 2020, STI ESG recognized a provision for impairment of its investment in Maestro Holdings in the amount of ₱297.5 million to bring it to its fair value less cost to sell of ₱419.1 million. The decline in fair value as at June 30, 2020 is an impact of the COVID-19 pandemic and the ensuing economic and market disruptions across markets and industries. On December 15, 2020, STI ESG and Chita SPC Limited executed a deed of absolute sale for the sale of STI ESG's 20%



ownership in Maestro Holdings, for a price of US\$10.0 million. The disposal of the 20% ownership of STI ESG in Maestro Holdings resulted in a gain amounting to ₱15.5 million which is recognized and presented as “gain on sale of noncurrent asset held for sale, net of capital gains tax” amounting to ₱45.9 million, in the consolidated statement of comprehensive income for the year ended June 30, 2021. The difference between the carrying value of the STI ESG’s 20% stake in Maestro Holdings of ₱419.1 million as at June 30, 2020 and the equivalent peso selling price of ₱480.5 million amounted to a gain of ₱61.4 million. The capital gains tax of ₱45.9 million represents 15% of the ₱306.4 million, which is the difference between the acquisition cost of investment amounting to ₱174.1 million and the selling price recorded at its peso equivalent of ₱480.5 million. The related net foreign exchange gain of ₱4.0 million was recognized for the year ended June 30, 2021 since the sale was settled in US dollars.

Provision for income tax amounting to ₱20.2 million was recognized for the year ended June 30, 2021, net of DTA recognized during the year ended June 30, 2021, largely due to the reduction in the balance of deferred tax asset of STI ESG following the implementation of the CREATE Law which prescribes lower preferential income tax rate for proprietary educational institutions from 10% to 1% effective on July 1, 2020 to June 30, 2023.

STI ESG reported a net loss of ₱60.1 million for the year ended June 30, 2021 compared to net loss amounting to ₱205.0 million for the year ended June 30, 2020. Net loss for year ended June 30, 2020 includes a provision for impairment amounting to ₱297.5 million recognized on STI ESG’s investment in Maestro Holdings.

STI ESG recognized remeasurement gain amounting to ₱12.5 million and remeasurement loss of ₱16.0 million, net of income tax effect, for the years ended June 30, 2021 and 2020, respectively, due to the movements in value of equity shares forming part of pension assets. Similarly, the Group’s share in associates’ cumulative actuarial loss amounting to ₱64.8 thousand as at June 30, 2020, registered a cumulative gain amounting to ₱0.2 million.

The unrealized fair value adjustment on equity instruments designated at FVOCI amounted to ₱1.4 million for the year ended June 30, 2021 compared to ₱7.7 million for the year ended June 30, 2020. STI ESG recognized unrealized fair value adjustment on its unquoted equity instrument amounting to negative ₱10.7 thousand and ₱8.1 million for the years ended June 30, 2021 and 2020, respectively. Similarly, STI ESG recognized unrealized fair value adjustment on its quoted equity instruments designated at FVOCI amounted to ₱1.4 million and negative ₱0.4 million for the years ended June 30, 2021 and 2020, respectively. The Group’s share in associates' unrealized fair value loss adjustment on equity instruments designated at FVOCI is ₱9.8 thousand for the year ended June 30, 2021 from ₱2.6 thousand of the same period in 2020, as the market values of certain equity shares declined as of the financial statements reporting date.

Total comprehensive loss amounted to ₱46.0 million and ₱213.4 million for the years ended June 30, 2021 and 2020, respectively.

EBITDA decreased from ₱794.0 million to ₱628.5 million for the year ended June 30, 2021. Depreciation and interest expenses for purposes of this computation exclude those related to ROU assets and lease liabilities, respectively. EBITDA margin is 39% compared to 41% for the same period last year.

Core income, computed as the consolidated income after income tax derived from the Group's main business of education and other recurring income, amounted to negative ₱85.3 million for the year ended June 30, 2021 compared to core income for the same period last year of ₱88.5 million.

#### Years ended June 30, 2020, vs. 2019

The student enrollment of the schools under STI ESG at the start of the SY are as follows:

	SY 2019-2020	SY 2018-2019	Increase (Decrease)	
			Enrollees	Percentage
<b>STI Network</b>				
Owned schools	44,811	44,298	513	1%
Franchised schools	29,987	32,543	(2,556)	(8%)
<b>Total Enrollees</b>	<b>74,798</b>	<b>76,841</b>	<b>(2,043)</b>	<b>(3%)</b>

Grouping of the students in terms of government regulatory agencies supervising the programs is as follows:

- CHED – students under this group are enrolled in tertiary and post-graduate programs;
- TESDA – students under this group are enrolled in technical-vocational programs; and
- DepEd – pertains to primary and secondary education, including SHS.

	SY 2019-2020	%	SY 2018-2019	%
<b>CHED</b>	40,737	54%	38,582	50%
<b>TESDA</b>	2,152	3%	1,843	2%
<b>DEPED</b>	31,909	43%	36,416	48%
<b>TOTAL</b>	<b>74,798</b>	<b>100%</b>	<b>76,841</b>	<b>100%</b>

*\*DepEd count includes SHS students and 454 students of NAMEI who are enrolled in basic education in SY 2019-2020.*

The Group registered a 44% increase in new student count enrolled under the CHED programs in SY 2019-2020, resulting in a 6% increase in total CHED student count year-on-year. This is despite the fact that there are mainly two year levels in college in relation to the implementation of the K to 12 program.

Prior to SY 2018-2019, the schools in the STI Network formally open every June of each year. On June 14, 2018, STI ESG informed CHED of the decision of its BOD to admit two batches of incoming college freshmen students for SY 2018-2019. STI ESG requested CHED for endorsement of this move to accept the second batch of college freshmen enrollees. On June 29, 2018, CHED noted the decision of STI ESG, citing that the decision to move the school calendar is part of the institution's academic freedom, provided that it would not violate existing rules on the same. CHED also advised

STI ESG to coordinate with the respective CHED Regional Offices on the usual guidance and procedures in implementing the planned school calendar.

This decision is in line with STI ESG's thrust to continue providing an opportunity for fresh Grade 12 graduates to pursue their tertiary education. Classes for the first and second batch started in June and August 2018, respectively. The number of students in SY 2018-2019, which is reported in the preceding tables, represents the total enrollment for the June and August 2018 batches.

In February 2019, the BOD of STI ESG approved the shift in the school calendar for tertiary classes from the usual June of each year to mid-July beginning SY 2019-2020 while the opening of SHS classes remained in June.

STI ESG's implementation of two freshmen batches in SY 2018-2019 and the shift in the tertiary school calendar in SY 2019-2020 of its schools are in accordance with the guiding policy on the academic calendar year which is stipulated in Section 3 of Republic Act (RA) 7797 or the School Calendar Act, which states that the school year shall start on the first Monday of June but not later than the last day of August. This is also in consonance with RA 7722, which provides some leeway for HEIs to establish their own academic calendars and set their opening days in order to encourage innovation and the exercise of academic freedom among institutions of higher learning.

STI ESG posted gross revenues amounting to ₱1,951.3 million for the year ended June 30, 2020 compared to ₱2,062.0 million for the year ended June 30, 2019.

Tuition and other school fees amounted to ₱1,691.3 million for the year ended June 30, 2020, slightly up by ₱3.8 million from the same period in 2019. Enrollment of wholly-owned schools is up by 1%. Similarly, the enrollment mix in favor of CHED enrollees improved as the Group registered a 44% increase in new students enrolled under the CHED programs in SY 2019-2020. For SY 2019-2020, CHED accounts for 54% of the student population compared to 50% in SY 2018-2019. The related increase in tuition and other fees attributed to the foregoing was partially offset by the refund given to the tertiary students. Classes were suspended in all campuses nationwide starting on March 17, 2020 due to the imposition of ECQ in Luzon and subsequently, in other parts of the country. Classes of SHS students within the STI Network were completed by the end of March 2020 while classes in the tertiary level were suspended in all campuses nationwide to ensure the safety and welfare of the students. Classes for tertiary students were later conducted online and offline in May 2020 and were completed by end of July 2020. Students who opted for face-to-face classes later took their classes online and completed the same during the first semester of SY 2020-2021. In relation to the conduct of online classes, the Group reduced the laboratory fees for tertiary students for SY 2019-2020 or approximately ₱28.2 million.

Revenues from educational services and royalty fees decreased by 25% attributed to a lower number of enrollees and timing difference in the collection of tuition and other school fees of franchised schools. Revenues from educational services are derived as a percentage of the tuition and other school fees collected by the franchised schools from their students, DepEd and CHED.

Sale of educational materials and supplies went down from ₱139.4 million to ₱64.6 million, a 54%, or ₱74.8 million decrease substantially due to the lower sale of uniforms. STI ESG introduced new designs of tertiary uniforms in SY 2018-2019, which contributed to the higher sale of tertiary uniforms for the year ended June 30, 2019. The cost of educational materials and supplies sold decreased likewise concomitant with the decrease in the sale of educational materials and supplies.

The cost of educational services is lower by ₱9.9 million, from ₱705.6 million to ₱695.7 million for the years ended June 30, 2019, and 2020, respectively. The cost of instructors' salaries and benefits decreased by ₱11.5 million from ₱260.0 million to ₱248.5 million for the year ended June 30, 2020 largely due to the shift in the classes of tertiary students for SY 2019-2020 to July 2019 compared to June in SY 2018-2019. Depreciation expense increased by ₱84.4 million from ₱213.3 million to ₱298.2 million for the year ended June 30, 2020, representing direct expense portion of depreciation expense recognized for the newly completed buildings of STI Lipa, STI San Jose del Monte, STI Sta. Mesa and STI Pasay-EDSA and the depreciation on the ROU assets which were recognized in relation to the adoption of PFRS 16. The depreciation expense on ROU assets amounting to ₱41.8 million was recognized as part of the cost of educational services for the year ended June 30, 2020. Rent expense attributed to the direct expense portion decreased by ₱48.8 million due to the adoption of PFRS 16 and savings on rental expenses attributed to the transfer of STI Shaw operations to STI Sta. Mesa, and STI Taft and STI Makati operations to STI Pasay-EDSA. On October 21, 2019, STI ESG, acting on its own and in behalf of NAMEI, entered into a Cooperation Agreement with RAFT. Consequently, courseware development cost increased by ₱9.0 million from ₱2.2 million to ₱11.2 million for the year ended June 30, 2020 representing costs for curriculum development and courseware preparation and implementation. Other direct expenses decreased by ₱45.6 million from ₱130.8 million to ₱85.2 million for the year ended June 30, 2020, substantially because of the school activities and programs which were canceled due to the implementation of the ECQ.

General and administrative expenses decreased by ₱90.6 million from ₱1,037.7 million to ₱947.1 million for the year ended June 30, 2019 and 2020, respectively. Salaries, wages and benefits are lower by ₱8.2 million for year ended June 30, 2020 compared to same period in 2019. The Group deploys only skeleton workforce in the schools and offices to attend to concerns that need face-to-face coordination during the ECQ and MECQ periods. The Group also embraced work-from-home arrangements to the furthest extent possible during the community quarantine periods. Rent expense decreased by ₱31.2 million due to the adoption of PFRS 16 aggregating to ₱5.6 million and savings generated from the transfer of STI Shaw to STI Sta. Mesa, and STI Taft and STI Makati to STI Pasay-EDSA. Depreciation expense went up by ₱31.1 million due to the adoption of PFRS 16 and due to depreciation expense recognized for the newly completed buildings of STI Lipa, STI San Jose del Monte, STI Sta. Mesa and STI Pasay-EDSA. Insurance expenses likewise increased by ₱2.3 million in line with the completion of the aforementioned school buildings. Light and water decreased by ₱12.9 million for the year ended June 30, 2020 as classes were held online since the start of the community quarantine in March 2020. The Group recognized a provision for ECL amounting to ₱45.1 million for the year ended June 30, 2020, up by ₱5.5 million compared to the same period in 2019. The Group recognized ECLs based on the Group's assessment of credit risk considering all reasonable and supportable information, including that which is forward-looking. Provision for inventory obsolescence of ₱4.8 million representing impairment of old tertiary uniforms was recognized for the year ended June 30, 2020. STI ESG conducts annual impairment testing of goodwill recognized through business combinations. Impairment testing showed that the Group's CGUs' recoverable amounts were higher than their carrying values except for the goodwill related to STI Tuguegarao and STI Pagadian as at June 30, 2019. For the year ended June 30, 2019, the Group recognized provision for impairment of goodwill related to these schools aggregating to ₱17.0 million since their recoverable amounts were lower compared to their carrying amounts. Advertising and promotions decreased by ₱42.1 million as STI ESG transitioned from traditional television advertisements to online or digital advertising which is more specifically directed to its target market at a lower cost. Also, majority of the marketing activities and programs for SY 2019-2020 coincided with the three-month period ended June 30, 2019 as classes started in June and July 2019 for SHS and tertiary students, respectively.

The Group posted an operating income of ₱260.0 million for the year ended June 30, 2020, compared to ₱211.9 million for the year ended June 30, 2019 attributed to lower expenses during the year ended June 30, 2020.

Interest expenses increased by ₱81.4 million year-on-year, from ₱201.3 million to ₱282.7 million due to an increase in the interest rate on long-term loans of STI ESG's Corporate Notes Facility Agreement with China Bank, from 4.54% to 7.89% (per annum). Also, STI ESG availed of short-term loans aggregating to ₱468.0 million subject to interest rates ranging from 4.75% to 5.75%. These short-term loans were fully paid as at June 30, 2020. Further, STI ESG also incurred additional interest expense on its loan drawdown from the Seven-year Term Loan Facility with China Bank aggregating to ₱800.0 million during the year ended June 30, 2020, with interest rates ranging from 5.81% to 6.31%. The proceeds from these loans were used for capital expenditures and working capital requirements. Also, with the completion of the new school buildings for STI Lipa, STI San Jose del Monte, STI Sta Maria and STI Pasay-EDSA, interest expenses related to the bond issue of STI ESG are now charged to expense.

Rental income increased by ₱11.0 million from ₱110.5 million to ₱121.5 million for the year ended June 30, 2020 and 2019, respectively, attributed to the renewal of lease agreements on STI ESG's investment properties.

For the year ended June 30, 2020, STI ESG recognized a provision for impairment of its investment in Maestro Holdings in the amount of ₱297.5 million to bring it to its fair value less cost to sell of ₱419.1 million. The lower fair value as at June 30, 2020 is an impact of the COVID-19 pandemic and the ensuing economic and market disruptions across markets and industries. The fair value was estimated using Maestro Holdings' adjusted consolidated net assets value which consists significantly of investments in listed equity instruments, government bonds and other fixed-income securities and pre-need reserves for PhilPlans and discounted cash flow covering five years from the financial budget approved by management for PhilLife and PhilCare. No provision for impairment was recognized for the year ended June 30, 2019.

Interest income decreased from ₱8.6 million to ₱4.0 million for the year ended June 30, 2020. Interest income recognized during the year ended June 30, 2019 was mainly from short-term placements of the proceeds from the bond issue. The proceeds from the bonds have been fully utilized as at June 30, 2019.

Equity in net earnings of associates decreased by ₱1.3 million from ₱5.3 million to ₱4.0 million for the years ended June 30, 2019 and 2020, respectively, representing STI ESG's share in the net income of an associate.

STI ESG recognized dividend income from its associate, STI Marikina, and its equity share in DLSCM accounted for at FVOCI, aggregating to ₱1.8 million and ₱5.2 million for the years ended June 30, 2020 and 2019, respectively. De Los Santos-STI College sold its remaining common shares of stock in DLSCM to Metro Pacific Hospital Holdings, Inc. (MPHHI) in February 2019.

On March 27, 2019, STI ESG and STI College Tagum, Inc., the assignee, entered into a deed of assignment to assign, sell, transfer and set over unto the assignee, the assets of STI Tagum, a former branch of STI ESG for a sum of ₱7.0 million. The sale was effective on April 1, 2019. In relation to this, gain on sale amounting to ₱4.4 million was recognized for the year ended June 30, 2019.

Provision for income tax amounting to ₱16.0 million was recognized for the year ended June 30, 2020, associated with the taxable income recognized for the year.

STI ESG reported a net loss of ₱205.0 million for the year ended June 30, 2020, compared to net income amounting to ₱114.3 million for the year ended June 30, 2019 due to the provision for impairment amounting to ₱297.5 million recognized on STI ESG's investment in Maestro Holdings in 2020.

STI ESG recognized remeasurement losses amounting to ₱16.0 million and ₱53.7 million, net of taxes, for the years ended June 30, 2020, and 2019, respectively, due to the decline in value of equity shares forming part of pension assets.

The unrealized fair value adjustments on equity instruments designated at FVOCI amounted to ₱7.7 million for the year ended June 30, 2020, an improvement from negative ₱0.2 million for the year ended June 30, 2019. The increase represents fair value adjustment in the market value of STI ESG's unquoted equity instrument which increased by ₱8.1 million.

Total comprehensive income for the year ended June 30, 2020, amounted to negative ₱213.4 million compared to total comprehensive income of ₱60.4 million for the year ended June 30, 2019, driven primarily by the provision for impairment of STI ESG's investment in Maestro Holdings.

EBITDA increased from ₱696.5 million to ₱794.0 million for the year ended June 30, 2020. Depreciation and interest expenses for purposes of this computation exclude those related to ROU assets and lease liabilities, respectively. EBITDA margin for the year ended June 30, 2020 is 41%, higher than the 34% for the year ended June 30, 2019.

Core income, computed as the consolidated income after income tax derived from the Group's main business of education and other recurring income, amounted to ₱88.5 million for the year ended June 30, 2020, compared to core income amounting to ₱104.5 million for the year ended June 30, 2019.

#### Years ended March 31, 2020, vs. 2019

The student enrollment of the schools under STI ESG at the start of the SY are as follows:

	SY 2019-2020	SY 2018-2019	Decrease	
			Enrollees	Percentage
<b>STI Network</b>				
Owned schools	44,811	44,298	513	1%
Franchised schools	29,987	32,543	(2,556)	(8%)
<b>Total Enrollees</b>	<b>74,798</b>	<b>76,841</b>	<b>(2,043)</b>	<b>(3%)</b>

Grouping of the students in terms of government regulatory agencies supervising the programs is as follows:

- CHED - students under this group are enrolled in tertiary and post-graduate programs;

- Technical Education and Skills Development Authority (TESDA) - students under this group are enrolled in technical-vocational programs; and
- DepEd – pertains to primary and secondary education, including SHS.

	<b>SY 2019-2020</b>	<b>%</b>	<b>SY 2018-2019</b>	<b>%</b>
<b>CHED</b>	40,737	54%	38,582	50%
<b>TESDA</b>	2,152	3%	1,843	2%
<b>DEPED</b>	31,909	43%	36,416	48%
<b>TOTAL</b>	<b>74,798</b>	<b>100%</b>	<b>76,841</b>	<b>100%</b>

*\*DepEd count includes SHS students and 454 students of NAMEI who are enrolled in basic education in SY 2019-2020.*

The Group registered a 44% increase in new student count enrolled under the CHED programs in SY 2019-2020, resulting in a 6% increase in total CHED student count year-on-year. This is despite the fact that there are mainly two year levels in college in relation to the implementation of the K to 12 program.

Prior to SY 2018-2019, the schools in the STI Network formally open every June of each year. On June 14, 2018, STI ESG informed CHED of the decision of its BOD to admit two batches of incoming college freshmen students for SY 2018-2019. STI ESG requested CHED for endorsement of this move to accept the second batch of college freshmen enrollees. On June 29, 2018, CHED noted the decision of STI ESG, citing that the decision to move the school calendar is part of the institution’s academic freedom, provided that it would not violate existing rules on the same. CHED also advised STI ESG to coordinate with the respective CHED Regional Offices on the usual guidance and procedures in implementing the planned school calendar.

This decision is in line with STI ESG’s thrust to continue providing an opportunity for fresh Grade 12 graduates to pursue their tertiary education. Classes for the first and second batch started in June and August 2018, respectively. The number of students in SY 2018-2019, which is reported in the foregoing tables, represents the total enrollment for the June and August 2018 batches.

In February 2019, the BOD of STI ESG approved the shift in the school calendar for tertiary classes from the usual June of each year to mid-July beginning SY 2019-2020 while the opening of SHS classes remained in June.

STI ESG’s implementation of two freshmen batches in SY 2018-2019 and the shift in the tertiary school calendar in SY 2019-2020 of its schools are in accordance with the guiding policy on the academic calendar year which is stipulated in Section 3 of Republic Act (RA) 7797 or the School Calendar Act, which states that the school year shall start on the first Monday of June but not later than the last day of August. This is also in consonance with RA 7722, which provides some leeway for HEIs to establish their own academic calendars and set their opening days in order to encourage innovation and the exercise of academic freedom among institutions of higher learning.

On September 5, 2019, the BOD of STI ESG approved several amendments in its By-Laws, including among others: (1) change of the fiscal year from starting April 1 of each year ending on March 31 of the following year to starting July 1 of each year ending on June 30 of the following year; and, (2) change of the date of its annual stockholders’ meeting from every first Thursday of September of each year to every first Thursday of November of each year. The SEC approved the amendments on

November 4, 2019. The BIR approved the Parent Company's application for change in accounting period on August 27, 2020.

STI ESG posted gross revenues amounting to ₱2,067.0 million for the year ended March 31, 2020, a 6% or ₱124.2 million decrease from last year.

Tuition and other school fees amounted to ₱1,707.2 million for the year ended March 31, 2020, a decline of ₱94.0 million or 5% from the same period last year. This is due to the shift of STI ESG in the start of the school calendar for tertiary classes from June of each year to July this school year. The revenue stream of the Group, which is mainly from tuition and other school fees, is recognized as income over the corresponding school term(s) to which they pertain. Accordingly, revenues related to the tertiary enrollees were recognized beginning July 2019 compared to last year when both SHS and tertiary classes commenced in June 2018 and thus related revenues were recognized beginning June 2018. In addition, classes were suspended starting March 17, 2020 with the imposition of the Enhanced Community Quarantine (ECQ) throughout the island of Luzon, as part of the government's move to contain the outbreak of COVID 19. With this, graduation ceremonies, the convention of students in select areas and some student activities and programs, scheduled in March 2020, were completely cancelled.

Revenues from educational services and royalty fees decreased by 16% and 18%, respectively. Revenues from educational services are derived as a percentage of the tuition and other school fees actually collected by the franchised schools from their students, DepEd and CHED.

Sale of educational materials and supplies went down from ₱149.6 million to ₱135.9 million, a 9%, or ₱13.7 million decrease substantially due to the lower sale of uniforms. STI ESG introduced new designs of tertiary uniforms in SY2018-2019, which contributed to the higher sale of tertiary uniforms for the year ended March 31, 2019. The cost of educational materials and supplies sold decreased likewise concomitant with the decrease in the sale of educational materials and supplies.

The cost of educational services is higher by ₱27.5 million, or 4%, from ₱687.8 million to ₱715.3 million for the years ended March 31, 2019, and 2020, respectively. The cost of instructors' salaries and benefits increased by ₱4.9 million due to the costs related to NAMEI and STI San Jose del Monte, which were consolidated to the Group beginning April 1, 2019. Depreciation expense increased by ₱120.5 million representing direct expense portion of depreciation expense recognized for the newly completed buildings of STI Lipa, STI San Jose del Monte, STI Sta. Mesa and STI Pasay-EDSA and the depreciation on the ROU assets which were recognized in relation to the adoption of PFRS 16. Rent expense attributed to the direct expense portion decreased by ₱60.8 million due to the adoption of PFRS 16 and savings on rental expenses attributed to the transfer of STI Shaw operations to STI Sta. Mesa, and STI Taft and STI Makati operations to STI Pasay-EDSA. Upon adoption of PFRS 16, the Group applied a single recognition and measurement approach for all leases except for short-term leases and leases of low-value assets and recognized ROU assets for these leases previously classified as an operating lease. The ROU assets were recognized based on the amount equal to the lease liabilities, adjusted for any related prepaid, and accrued lease payments previously recognized. ROU assets are depreciated on a straight-line basis over the shorter of its estimated useful life and the lease term. The direct portion of depreciation expense of ROU assets amounting to ₱41.4 million was recognized for the year ended March 31, 2020. Other direct expenses decreased by ₱41.3 million substantially because of the school activities and programs which were canceled due to the implementation of the ECQ.



General and administrative expenses decreased by ₱16.9 million from ₱1,044.8 million to ₱1,027.9 million for the year ended March 31, 2019, and 2020, respectively. The operating expense portion of Rent expense decreased by ₱36.8 million due to the adoption of PFRS 16 aggregating to ₱23.9 million and savings generated from the transfer of STI Shaw to STI Sta. Mesa, and STI Taft and STI Makati to STI Pasay-EDSA. Costs of security, janitorial, and other outside services increased by ₱12.0 million due to the costs of NAMEI and STI San Jose del Monte, which were consolidated to the Group beginning April 1, 2019, and increase in security and janitorial personnel in some schools. Depreciation expense went up by ₱43.3 million due to the adoption of PFRS 16 and due to depreciation expense recognized for the newly completed buildings of STI Lipa, STI San Jose del Monte, STI Sta. Mesa and STI Pasay-EDSA. Insurance expenses likewise increased by ₱3.2 million in line with the completion of the aforementioned school buildings. The Group recognized a provision for ECL amounting to ₱52.1 million from the year ended March 31, 2020. This is lower by ₱9.4 million compared to ₱61.6 million for the year ended March 31, 2019. While receivables from students for tuition and other school fees increased, these are substantially recent accounts that were assigned lower loss rates. The Group recognized ECLs based on the Group's historical credit loss experience adjusted with forward-looking information. The most recent receivables were assigned lower loss rates. Estimated loss rates vary over time and increase as receivables age and as credit risks increase, with the likelihood of the receivables becoming impaired. Receivables pertaining to SY 2018-2019 likewise registered an improvement in 2020 due to subsequent collections received from the students. Provision for inventory obsolescence of ₱4.8 million representing impairment of old tertiary uniforms was recognized for the year ended March 31, 2020. STI ESG conducts annual impairment testing of goodwill recognized through business combinations. Impairment testing showed that the Group's CGUs' recoverable amounts were higher than their carrying values except for the goodwill related to STI Tuguegarao and STI Pagadian as at March 31, 2019. For the year ended March 31, 2019, the Group recognized provision for impairment of goodwill related to these schools aggregating to ₱17.0 million since their recoverable amounts were lower compared to their carrying amounts. Advertising and promotions decreased by ₱11.8 million as STI ESG transitioned from its traditional television advertisements to online or digital advertising which is more specifically directed to its target market at a lower cost.

The Group posted an operating income of ₱218.8 million for the year ended March 31, 2020, compared to the same period last year's operating income of ₱344.7 million, largely because of the shift in the academic year this SY2019-2020.

For the year ended March 31, 2020, STI ESG recognized a provision for impairment of its investment in Maestro Holdings in the amount of ₱297.5 million to bring it to its fair value less cost to sell of ₱419.1 million. The decline in fair value as at March 31, 2020 is an impact of the COVID-19 pandemic and the ensuing economic and market disruptions across markets and industries. The fair value was estimated using Maestro Holdings' adjusted consolidated net assets value which consists significantly of investments in listed equity instruments, government bonds and other fixed-income securities and pre-need reserves for PhilPlans and discounted cash flows from the financial budget covering five years approved by management of PhilLife and PhilCare. No provision for impairment was recognized for the year ended March 31, 2019.

Equity in net earnings of associates increased by ₱0.6 million from ₱4.7 million to ₱5.3 million for the years ended March 31, 2019 and 2020, respectively, representing STI ESG's share in the net income of an associate.

Interest expenses increased by ₱84.1 million year-on-year, from ₱189.5 million to ₱273.6 million due to an increase in the interest rate on long-term loans of STI ESG's Corporate Notes Facility

Agreement with China Bank, from 4.75% to 7.89%. Also, STI ESG availed of short-term loans aggregating to ₱468.0 million subject to interest rates ranging from 4.75% to 5.75%. These short-term loans were fully paid as at March 31, 2020. Further, STI ESG also incurred additional interest expense on its loan drawdown from the Seven-year Term Loan Facility with China Bank aggregating to ₱800.0 million during the year ended March 31, 2020, with interest rates ranging from 5.81% to 6.31%. The proceeds from these loans were used for capital expenditures and working capital requirements. Also, with the completion of the new school buildings, interest expenses related to the bond issue of STI ESG are now charged to expense.

Interest income decreased from ₱16.1 million to ₱4.4 million for the year ended March 31, 2020. Last year's interest income was mainly from short-term placements of the proceeds from the bond issue. The proceeds of the bonds have been fully utilized as at March 31, 2019.

Rental income increased by ₱10.6 million from ₱107.8 million to ₱118.4 million for the year ended March 31, 2020, attributed to the renewal of leases on STI ESG's investment properties.

STI ESG recognized dividend income from its associate, STI Marikina, and its equity share in DLSCM accounted for at FVOCI, aggregating to ₱1.8 million for the year ended March 31, 2020. STI ESG recognized a dividend income amounting to ₱7.5 million for the year ended March 31, 2019, substantially from the dividends received by De Los Santos-STI College from DLSCM amounting to ₱3.1 million. As at March 31, 2019, De Los Santos-STI College sold its common shares of stock in DLSCM to MPHHL.

On March 27, 2019, STI ESG and STI College Tagum, Inc., the assignee, entered into a deed of assignment to assign, sell, transfer and set over unto the assignee, the assets of STI Tagum, a former branch of STI ESG for a sum of ₱7.0 million. The sale was effective on April 1, 2019. In relation to this, gain on sale amounting to ₱4.4 million was recognized for the year ended March 31, 2020.

Provision for income tax amounting to ₱13.3 million was recognized as at March 31, 2020, associated with the taxable income recognized for the year.

STI ESG reported a net loss of ₱231.4 million for the year ended March 31, 2020, compared to net income amounting to ₱254.6 million for the same period last year due to the provision for impairment amounting to ₱297.5 million recognized on STI ESG's investment in Maestro Holdings. The unrealized fair value adjustments on equity instruments designated at FVOCI amounted to ₱7.8 million for the year ended March 31, 2020, an improvement from last year's negative ₱0.26 million. The increase represents fair value adjustment in the market value of STI ESG's unquoted equity instrument which increased by ₱8.0 million which was slightly reduced by the lower fair market value of the quoted equity shares held by STI ESG.

STI ESG recognized remeasurement losses amounting to ₱9.3 million and ₱74.4 million, net of taxes, for the years ended March 31, 2020, and 2019, respectively, due to the decline in value of equity shares forming part of pension assets.

Total comprehensive income for the year ended March 31, 2020, amounted to negative ₱232.9 million compared to total comprehensive income of ₱179.9 million for the year ended March 31, 2019, driven primarily by the provision for impairment of STI ESG's investment in Maestro Holdings and decline in revenues due to the shift in the school calendar of tertiary students for the year ended March 31, 2020.

Earnings before interest, taxes, depreciation, and amortization (EBITDA) which is defined as earnings (loss) before interest expense, interest income, provision for income tax, depreciation and amortization, equity in net earnings of associates and joint ventures, provision for impairment of noncurrent asset held for sale and nonrecurring gains(losses) such as gain on disposal of net assets decreased from ₱806.1 million to ₱748.8 million for the year ended March 31, 2020. Depreciation and interest expenses for purposes of this computation exclude those related to ROU assets and lease liabilities, respectively. EBITDA margin for the year ended March 31, 2020 is 36%, slightly lower than the 37% for the year ended March 31, 2019.

Core income, computed as the consolidated income after income tax derived from the Group's main business of education and other recurring income, amounted to ₱56.8 million for the year ended March 31, 2020, compared to core income for the same period last year of ₱249.3 million.

### Years ended March 31, 2019, vs. 2018

The student enrollment of the schools under STI ESG at the start of the SY are as follows:

	SY 2018-2019	SY 2017-2018	Decrease	
			Enrollees	Percentage
<b>STI Network</b>				
Owned schools	44,298	54,366	(10,068)	-19%
Franchised schools	32,543	42,165	(9,622)	-23%
<b>Total Enrollees</b>	<b>76,841</b>	<b>96,531</b>	<b>(19,690)</b>	<b>-20%</b>

Grouping of the students in terms of government regulatory agencies supervising the programs is as follows:

- CHED - students under this group are enrolled in tertiary and post-graduate programs;
- TESDA - students under this group are enrolled in technical-vocational programs; and
- DepEd – students under this group are enrolled in SHS programs.

	SY 2018-2019	%	SY 2017-2018	%
<b>CHED</b>	38,582	50%	40,147	42%
<b>TESDA</b>	1,843	2%	2,191	2%
<b>DEPED</b>	36,416	48%	54,193	56%
<b>TOTAL</b>	<b>76,841</b>	<b>100%</b>	<b>96,531</b>	<b>100%</b>

STI ESG posted gross revenues amounting to ₱2,191.2 million for the year ended March 31, 2019, a 16% decrease from ₱2,596.0 million from the same period last year.

Tuition and other school fees reached ₱1,801.2 million for the year ended March 31, 2019, down by 16% from the same period last year. This was due to the lower than expected turnout of college freshmen enrollees. Meanwhile, SHS enrollment dipped as the STI Network held the graduation of

over 30,000 Grade 12 students who belonged to the first batch of SHS graduates under the K to 12 program of the government.

Revenues from educational services and royalty fees decreased by ₱41.4 million and ₱4.8 million or by 20% and 24%, respectively. Revenues from educational services are derived as a percentage of the tuition and other school fees collected by the franchised schools from their students and DepEd.

Sale of educational materials and supplies similarly posted a decline from ₱161.9 million to ₱149.6 million. The sale of uniforms scaled up with the entry of the freshmen college students. On the other hand, the sale of textbooks and uniforms for SHS went down due to the decline in the number of SHS enrollees. The cost of educational materials and supplies sold decreased likewise by ₱5.4 million from ₱119.3 million to ₱113.9 million for the years ended March 31, 2018 and 2019, respectively, concomitant with the decrease in the sale of educational materials and supplies.

The cost of educational services for the year ended March 31, 2019, amounting to ₱687.8 million is lower compared to ₱694.0 million recognized in the same period last year. The cost of instructors' salaries and benefits decreased by ₱33.5 million substantially due to the reduced number of part-time faculty members concomitant with the lower turn out of enrollees, as discussed in the preceding paragraphs. This was partially offset by the increase in depreciation expense, which increased by ₱17.1 million due to completed renovation and construction projects. The building renovation of STI Sta. Maria and the newly constructed building, which was leased to be the new site of STI Malaybalay, were completed in August 2017. Meanwhile, STI Lipa started operations in the new building in August 2018, specifically from the ground up to the fourth floor. The remaining works from the 5th floor up to the roof deck and the basketball gymnasium at the 7th floor were completed in March 2019. The related depreciation on these floors was recorded during the current period and contributed to the increase in the said expense. Similarly, other direct expenses increased by 11% or ₱12.5 million from ₱118.2 million to ₱130.7.2 million for the year ended March 31, 2019, largely attributed to the cost of student activities and programs related to the convention of the students, hotel immersion, culinary and tourism exposure, bartending seminars and educational tours. In February 2017, CHED issued a memorandum on the imposition of a moratorium on field trips and other similar activities covered under CHED Memorandum series order no. 17. In view of this, the aforementioned student activities were canceled in SY 2017-2018. The moratorium was lifted during SY 2018-2019. The direct expense ratio went up from 31% to 37% year-on-year.

Gross profit decreased by 22% or ₱393.2 million from ₱1,782.7 million for the year ended March 31, 2018, to ₱1,389.5 million for the same period in 2019. The gross profit margin likewise decreased from 69% to 63%.

General and administrative expenses increased by 6% or ₱61.4 million from ₱983.4 million to ₱1,044.8 million for the year ended March 31, 2019. The highest increase was registered by advertising and promotion costs, which increased year-on-year by ₱41.7 million as the marketing campaign for both SHS and tertiary programs were intensified in time for the opening of classes for SY 2018-2019. Salaries and benefits increased by ₱12.4 million due to filling up of vacancies and merit increases given to deserving employees. Depreciation expense likewise increased by ₱11.3 million due to depreciation expense recognized with the completion of the renovation and newly constructed buildings, as mentioned in the preceding paragraphs. Goodwill previously recognized through business combinations allocated to STI Tuguegarao and STI Pagadian aggregating to ₱17.0 million was impaired for the year ended March 31, 2019. The Group recognized ECL resulting from the adoption of PFRS 9 based on the Group's historical credit loss experience adjusted with forward-

looking information. The most recent receivables were assigned lower loss rates. Estimated loss rates vary over time and increase as the receivables ages and as credit risks increase with the likelihood of the receivables becoming impaired. The Group recognized a provision for ECL amounting to ₱61.6 million for the year ended March 31, 2019. The Group's receivables pertaining to SY 2018-2019 were higher compared to the receivables from students pertaining to the previous period. Receivables pertaining to SY 2017-2018 likewise registered an improvement in 2019 due to subsequent collections received from the students. Thus, the Group recognized a lower provision for ECL for the year ended March 31, 2019, compared with the provision for doubtful accounts for the year ended March 31, 2018 amounting to ₱76.9 million or an improvement of ₱15.3 million.

The Group posted an operating income, that is, income before other income and expenses and income tax, amounting to ₱344.7 million for the year ended March 31, 2019, lower than the results of the same period last year of ₱799.3 million, substantially due to lower revenues.

Equity in net losses of associates and joint ventures amounting to ₱218.2 million for the year ended March 31, 2018 pertains largely to the share of STI ESG in the loss of PhilPlans up to June 30, 2017, arising from the latter's full recognition of the mandated discount interest rate imposed by the Insurance Commission (IC) on the reserves of pre-need companies. The IC is the government regulatory agency supervising pre-need companies. In November 2012, the IC issued Circular Letter 23-2012 relating to the Valuation of Transitory Pre-need Reserves. The IC mandated a gradual decrease in the discount interest rate to be used for valuing the reserves to provide regulatory leeway for the compliance to this circular. The old basket of plans previously approved by the SEC when the pre-need companies were under its supervision were using a higher discount rate. The circular mandated that for the years 2012-2016, the discount interest rate shall be 8%; for 2017, 7.25%; for 2018, 6.5% and for 2019 onwards, 6%. In July 2017, PhilPlans opted to have an early adoption of the 6% discount interest rate starting January 2017. This means a bigger allocation to pre-need reserves from its trust funds, thus recognizing a higher expense item.

Further, Maestro Holdings had restated its prior year financial statements to reflect, among others, the following adjustments: (a) with the completion of the correction in its system process, PhilPlans has recognized the plan benefits expense pertaining to education plan contracts with maturity dates from July to December on their proper maturity dates; (b) in compliance with IC Circular Letters 2016-66 and 2017-36, PhilLife changed the methodology in the determination of legal policy reserves in its life insurance contracts from net premium valuation to gross premium valuation; (c) recognition of fair value decline below cost of certain AFS equity securities to profit or loss.

Accordingly, the Group made the necessary adjustments to recognize its share in the restated net earnings and comprehensive income of Maestro Holdings.

Interest expenses decreased by ₱21.0 million year-on-year, from ₱210.5 million to ₱189.5 million as short-term loans were fully settled as at March 31, 2018, and principal payments on long-term loans aggregating ₱134.4 million were made in July 2018 and January 2019.

Rental income increased by ₱9.3 million, or 9%, due to the substantial occupancy of the investment properties owned by STI ESG.

Interest income amounted to ₱16.1 million for the year ended March 31, 2019, mainly from interest earned on short-term placements of the proceeds of bonds. The proceeds of bonds have been fully utilized as at March 31, 2019.

Dividend income is up by ₱3.1 million, representing an increase in dividends received from De Los Santos Medical Center and dividends received from STI Marikina, an associate of STI ESG, for the year ended March 31, 2019.

Equity in net earnings of associates amounting to ₱4.7 million pertains to STI ESG's share in the net earnings of associates for the year ended March 31, 2019. This amount does not include any share in the operations of PhilPlans or any of the other subsidiaries of Maestro Holdings after STI ESG's BOD approved the disposal of its 20% stake in Maestro on June 27, 2017. With this decision to dispose of the Maestro investment, STI ESG's investment in Maestro was reclassified to "Noncurrent asset held for sale" under the portion of the current assets in the Statements of Financial Position. With this, STI ESG ceased the use of the equity method of accounting for its investment in Maestro on June 30, 2017.

The gain on sale of property and equipment amounting to ₱0.7 million represents mainly the disposal of fully depreciated air conditioning units of STI Global City, which were replaced by inverter air conditioners to save on the cost of electricity.

Provision for income tax amounting to ₱37.4 million was recognized as at March 31, 2019, associated with the net income recognized for the period.

STI ESG reported a lower net income amounting to ₱254.6 million for the year ended March 31, 2019, compared to ₱433.1 million of the same period last year. Also, STI ESG posted a Total Comprehensive Income of ₱179.9 million for the year ended March 31, 2019, compared to ₱606.1 million for the year ended March 31, 2018, driven primarily by the decline in operating income due to lower revenues. The report as of the same period last year includes the share on STI ESG's associate's unrealized mark-to-market gain on AFS financial assets amounting to ₱125.1 million. Meanwhile, STI ESG recognized a remeasurement loss amounting to ₱74.4 million, net of taxes, for the year ended March 31, 2019, due to the decline in value of equity shares forming part of pension assets.

EBITDA decreased from ₱1,219.4 million for the year ended March 31, 2018 to ₱806.1 million for the year ended March 31, 2019. EBITDA margin likewise decreased from 47% last year to 37% this year.

Core income, computed as the consolidated income after income tax derived from the Group's main business of education and other recurring income, amounted to ₱249.3 million for the year ended March 31, 2019, compared to the same period last year of ₱651.3 million.

### **Key Performance Indicators**

The key performance indicators (KPIs) of the Group cover tests of profitability, liquidity, and solvency. Profitability refers to the Group's earning capacity and ability to earn income for its stockholders. This is measured by profitability ratios analyzing margins and returns. Liquidity refers to the Group's ability to pay its short-term liabilities as and when they fall due. Solvency refers to the Group's ability to pay all its debts when they fall due, whether such liabilities are current or noncurrent. The top five (5) KPIs of the Group include:

**As at/Three-month periods ended September 30**

		<b>2022</b>	<b>2021</b>	<b>Remarks</b>
EBITDA margin	EBITDA divided by total revenues.	16%	4%	EBITDA margin improved in 2022 as compared to the same period in 2021 mainly due to increase in revenues arising from higher number of enrollees.
Gross profit margin	Gross profit divided by total revenues	51%	48%	Gross profit margin is up as revenues increased due to the reasons cited above.
Return on equity (ROE)	Net income (loss) attributable to equity holders of the Parent Company divided by average equity attributable to equity holders of the Parent Company	(1%)	(3%)	While the return on equity is expected to be lower during the first quarter of both fiscal years as most of the revenues of the Group, which are mainly tuition and other school fees, are recognized only beginning August for SHS and September for tertiary students, the start of the term. The remaining fees will be recognized as income over the remaining months of the school year. The Group expects the ROE to improve by end of fiscal year 2022-2023.
Debt service cover ratio (DSCR)	EBITDA for the last twelve months divided by total principal and interest due in the next twelve months.	2.33	2.04	The minimum DSCR set by management, the lender bank and STI ESG bondholders is 1.05 of cash income (EBITDA) for every peso of loans and interest due within the next 12

<b>As at/Three-month periods ended September 30</b>				
		<b>2022</b>	<b>2021</b>	<b>Remarks</b>
				months. (see Note below)
Debt-to-equity ratio (D/E ratio)	Total liabilities, net of unearned tuition and other school fees, divided by total equity	0.83	1.04	D/E ratio improved due to prepayment made by STI ESG on its Term Loan Facility.

*Note:*

*Recognizing the economic effects of the COVID-19 pandemic, China Bank granted the temporary waiver of the DSCR requirement on both the Term Loan and the Corporate Notes Facility Agreements for the periods ended September 30, 2020, December 31, 2020, March 31, 2021 and June 30, 2021 for STI ESG. On August 15, 2022, China Bank approved the temporary waiver of the DSCR requirement covering the periods ending June 30, 2023 and December 31, 2023 for STI ESG. The approval of majority of the Record Bondholders for the waiver of the DSCR requirement up to June 30, 2023 was also obtained by STI ESG. As at September 30, 2022, STI ESG has complied with the financial covenants on DSCR and Debt-to-equity ratios.*

#### **Material Changes in Balance Sheet Accounts**

Cash and cash equivalents increased by ₱198.2 million from ₱1,242.5 million to ₱1,440.7 million as at June 30, 2022 and September 30, 2022, respectively. The Group generated cash from operations aggregating to ₱562.3 million during the three-month period ended September 30, 2022; these funds were utilized to pay the contractors and suppliers of the recent construction and renovation projects of the Group. On the other hand, the Group registered ₱358.4 million net cash used in financing activities substantially representing principal prepayment amounting to ₱244.0 million and interest payments of bonds and loans aggregating to ₱85.0 million, including prepayment fee, during the three-month period ended September 30, 2022.

Receivables increased to ₱1,166.3 million as at September 30, 2022 or by ₱721.1 million, almost double of the receivable balance as at June 30, 2022 amounting to ₱445.1 million. Receivables from students increased by ₱424.2 million from ₱245.9 million to ₱670.1 million, largely pertaining to tuition and other school fees that are expected to be collected from the students over the remaining months of the related school term(s). Outstanding receivables from DepEd for the SHS qualified vouchers, substantially pertaining to the current school year, amounted to ₱276.2 million as at September 30, 2022, posting an increase of ₱261.6 million from ₱14.6 million, as at June 30, 2022. The SHS Voucher Program is a financial assistance program wherein subsidies in the form of vouchers are provided to qualified SHS students in participating private institutions. A Qualified Voucher Recipient (QVR) is entitled to a subsidy ranging from ₱8,750 to ₱22,500 annually. DepEd, through the Private Education Assistance Committee, facilitates the transfer of funds to the participating schools. Receivables from students are normally collected on or before the date of major examinations, while receivables from DepEd for the SHS vouchers are expected to be collected in full within the school year. Rent receivables from third parties increased by ₱10.3 million to ₱34.1 million as at September 30, 2022 from ₱23.8 million as at June 30, 2022 as a major new lease contract was consummated by STI ESG in July. The rent receivables are expected to be collected



within the fiscal year. The Group's allowance for expected credit losses ("ECL") recognized in relation to the adoption of Philippine Financial Reporting Standards ("PFRS") 9, *Financial Instruments*, increased from ₱244.7 million as at June 30, 2022 to ₱277.0 million as at September 30, 2022 due to the provision for ECL recognized during the three-month period.

Inventories decreased by ₱33.6 million or 22%, from ₱153.7 million to ₱120.1 million, net of purchases made during the period, substantially resulting from the sale of uniforms for the three-month period ended September 30, 2022.

Prepaid expenses and other current assets decreased by ₱5.9 million or 9% from ₱66.2 million to ₱60.3 million as at September 30, 2022. The decrease was primarily due to the full utilization of subscriptions and licenses and COVID-19 vaccines during the quarter. In 2021, the Group purchased 4,000 COVID-19 vaccine doses amounting to ₱5.4 million, in its continued commitment to the health and safety of its employees and in support of the government's national vaccination program. The overall decrease in prepaid expenses was partially offset by increases in insurance and software maintenance costs. Prepaid insurance increased by ₱4.1 million from ₱0.6 million to ₱4.7 million due to the renewal of health insurance coverage of employees. These insurance payments are recognized as expenses over the period of the insurance coverage, which is normally within one year from the beginning of the current fiscal year while software maintenance cost increased by ₱2.6 million from ₱1.7 million as at June 30, 2022 to ₱4.3 million as at September 30, 2022 due to the renewal of annual support and maintenance charges for the use of accounting and enrollment systems' respective covering periods.

In September 2021, STI ESG subscribed to quoted equity shares of RL Commercial REIT, Inc. (RCR), which is listed in the Philippine Stock Exchange, amounting to ₱10.0 million for 1,550,000 shares at ₱6.45 per share. As at September 30, 2022, the market value of quoted equity shares of RCR decreased by ₱1.4 million from ₱9.6 million as at June 30, 2022.

Noncurrent asset held for sale as at June 30, 2022 pertains to the carrying value of the Pasig property which was foreclosed on March 16, 2021 by STI ESG in relation to its receivables from STI College Tanay, Inc. ("STI Tanay"). On June 30, 2022, STI Tanay and the mortgagors sought the redemption of the Pasig Property for ₱19.0 million. Pending the actual tender of the redemption price, STI ESG did not recognize the redemption and accordingly classified the Pasig Property as "Noncurrent asset held for sale" as at June 30, 2022 in view of the expected redemption upon actual receipt of the redemption price. On July 29, 2022, STI ESG received the full payment of ₱19.0 million for the redemption of the Pasig Property. Accordingly, STI ESG derecognized the noncurrent asset held for sale.

Property and equipment, net of accumulated depreciation, amounted to ₱7,681.7 million from ₱7,644.0 million as at September 30, 2022 and June 30, 2022, respectively. The increase was mainly due to reclassification of the Tanay property from "Investment properties" to "Property and equipment" account during the three-month period ended September 30, 2022. On August 5, 2022, CHED approved the site transfer of STI QA to Tanay, Rizal subject to compliance with certain requirements. STI QA has resumed operations on its new site in Tanay, Rizal beginning SY 2022-2023. The permit from DepEd to conduct SHS classes is still in process as at report date. The movement of the account is net of depreciation expense recognized for the three-month period ended September 30, 2022.

Investment properties decreased by ₱114.6 million from ₱628.9 million as at June 30, 2022 to ₱514.3 million as at September 30, 2022. The decrease is primarily due to the reclassification of the Tanay property from “Investment Properties” to “Property and equipment” account since the said property is now being used by STI QA as its school building and grounds (as discussed in the previous paragraph). On August 1, 2022, STI Tanay and STI ESG executed a Deed of Dacion En Pago to transfer, convey and assign, the mortgaged property located in Tanay, Rizal, free from all liens, encumbrances, claims and occupants. STI ESG released and discharged STI Tanay and the mortgagors of their obligations to the extent of the Dacion Price amounting to ₱81.2 million. STI ESG also recognized the cost of the remaining works for the renovation of its office condominium units. This project was undertaken to complete the office fit-out requirements for a new lease arrangement. The renovation works for the said office condominiums units were completed in August 2022.

Equity instruments designated at FVOCI increased by ₱0.6 million from ₱69.8 million to ₱70.4 million as at September 30, 2022, attributed to the increase in the market value of the quoted equity shares held by STI ESG.

Deferred tax assets (DTA) increased by ₱5.2 million from ₱18.4 million to ₱23.6 million as at September 30, 2022, representing taxes due on tuition and other school fees collected in advance. Following statutory regulations, tuition and other school fees which are collected in advance are subject to income tax upon receipt.

Goodwill, intangible, and other noncurrent assets increased by ₱24.3 million from ₱304.8 million to ₱329.1 million as at September 30, 2022 substantially due to advance payments made to suppliers in relation to the purchase of school uniforms, construction of classrooms and laboratory rooms, repair works, and rehabilitation of sewerage treatment facilities of various schools in preparation for the new school year.

Accounts payable and other current liabilities decreased by ₱104.5 million from ₱572.7 million as at June 30, 2022 to ₱468.2 million as at September 30, 2022. Accounts payable decreased by ₱85.2 million due to payments to various suppliers and contractors of recently completed construction projects. Meanwhile, interest payable as at September 2022 decreased by ₱18.4 million representing interest payments on STI ESG’s Corporate Notes Facility and its Term Loan Facility in September 2022.

Unearned tuition and other school fees increased by ₱1,244.9 million from ₱30.6 million as at June 30, 2022 to ₱1,275.5 million as at September 30, 2022. This will be recognized as income over the remaining months of the related school term(s).

Current portion of lease obligations declined by ₱3.3 million while noncurrent lease liabilities declined by ₱5.8 million. These are due to lease payments of ₱29.3 million, net of additions for the three-month period ended September 30, 2022. The Group, on the other hand, reclassified lease obligations amounting to ₱19.2 million that are due within the next twelve months to current portion. Lease liabilities were recognized based on the present value of the remaining lease payments, discounted using the incremental borrowing rate at the date of the initial application. The amount of lease liabilities is increased to reflect the accretion of interest and reduced for the lease payments made. The measurement and presentation of lease liabilities were recognized in the unaudited condensed consolidated financial statements of the Group following the adoption of PFRS 16 *Leases*.

Current portion of interest-bearing loans and borrowings decreased by ₱91.9 million from ₱159.5 million as at June 30, 2021 to ₱67.6 million as at September 30, 2022. The balance as at September 30, 2022 represents the current portion of the Corporate Notes Facility Agreement of STI ESG with China BankChina Bank amounting to ₱60.0 million and the Land Bank of the Philippines (LandBank) loan amounting to ₱7.6 million which is due within the next twelve months while the balance as at June 30, 2022 includes the current portion of the Term Loan of STI ESG with China Bank amounting to ₱120.0 million, which has been prepaid as part of the ₱240.0 million loan prepayment. The first drawdown from the Landbank ACADEME program amounting to ₱10.0 million has matured in August 2022, while the second drawdown of ₱12.1 million is maturing in January 2023, for the 20-month tenor, while the same is maturing in August 2023 and January 2024, respectively, for the 30-month tenor. On September 23, 2022, China Bank approved STI ESG's request to allow a principal prepayment in the amount of ₱240.0 million to be applied to the existing ₱1,200.0 million Term Loan Facility, under the Term Loan Agreement dated May 7, 2019. On the same day, STI ESG made a prepayment aggregating to ₱244.5 million, inclusive of interests on the outstanding term loan facility covering September 19-23, 2022 and 1.5% prepayment penalty. The prepayment was applied in the direct order of maturity and as such, applied on amortizations due on March 19, 2023 and September 19, 2023.

Income tax payable amounted to nil and ₱160.8 thousand, representing income tax due on the taxable income of STI ESG's subsidiaries as at September 30, 2022 and June 30, 2022, respectively.

Non-current portion of interest-bearing loans and borrowings, decreased by ₱152.4 million from ₱ 1,052.7 million to ₱900.3 million as at June 30, 2022 and September 30, 2022, respectively, due to the reclassification to current portion of the Term Loan Facility and Corporate Notes Facility amounting to ₱120.0 million and ₱30.0 million, respectively, and prepayment of the principal installment for the Term Loan facility, due in September 2022, amounting to ₱120.0 million which was part of the ₱240.0 million partial prepayment made by STI ESG in September 2022. Interest rates for the Term Loan and Corporate Notes Facility were repriced at a rate of 6.5789% per annum effective September 20, 2022.

STI ESG listed its ₱3.0 Billion Series 7-year Bonds due 2024 and Series 10-year Bonds due 2027 on the Philippine Dealing and Exchange Corp. (PDEX) the secondary market on March 23, 2017. This is the first tranche of its ₱5,000.0 million fixed-rate bonds program under its 3-year shelf registration with the SEC. The 3-year shelf registration ended on March 9, 2020. The Bonds carry coupon rates of 5.8085% and 6.3756% per annum for the 7-year and 10-year tenors, respectively. Interests are payable quarterly in arrears on June 23, September 23, December 23, and March 23 or the next business day if such dates fall on a non-banking day of each year commencing on June 23, 2017, until and including the relevant maturity date. The bonds payable is carried in the books at ₱2,981.8 million and ₱2,980.5 million as at September 30, 2022 and June 30, 2022, respectively, net of deferred finance charges, representing bond issue costs with carrying value of ₱18.2 million and ₱ 19.5 million, as at September 30, 2022 and June 30, 2022, respectively. The proceeds of the bonds have been fully utilized as at March 31, 2019.

Pension liabilities increased by ₱3.4 million from ₱63.4 million to ₱66.8 million as at June 30, 2022 and September 30, 2022, respectively, representing pension expense and decrease in the market value of the investments under the pension plan assets of the Group for the three-month period ended September 30, 2022.

Cumulative actuarial gain decreased by ₱1.0 million from ₱9.8 million to ₱8.8 million as at June 30, 2022 and September 30, 2022, respectively, representing movement in the market value of the investments under the pension plan assets of the Group as of September 30, 2022.

Retained earnings decreased by ₱75.0 million from ₱2,452.3 million to ₱2,377.3 million representing net loss recognized for the three-month period ended September 30, 2022.

### **Material Changes in Income Statement Accounts**

The Group generated gross revenues amounting to ₱360.0 million during the three-month period ended September 30, 2022, an increase of ₱92.4 million from same period last year.

Tuition and other school fees amounted to ₱227.7 million for the three-month period ended September 30, 2022, up by ₱30.0 million or 15% from same period last year attributed to the increase in the student population for SY 2022-2023. The Group registered a robust growth of 12% for SY 2022-2023 compared to over 72,000 enrollees in SY 2021-2022. New students enrolled in CHED programs increased by 14% from 19,250 in SY 2021-2022 to 21,875 in SY 2022-2023. Furthermore, enrollment in programs regulated by CHED registered an impressive 16% increase compared to enrollment in SY 2021-2022 at 49,005 students, which is notably even better than pre-pandemic levels. CHED programs bring in higher revenues per student.

Revenues from educational services and royalty fees increased by 14%, attributed to the increase in the student population of franchised schools for SY 2022-2023. Revenues from educational services are derived as a percentage of the tuition and other school fees collected by the franchised schools from their students, DepEd and CHED.

Other revenues increased by ₱2.9 million or 14% from ₱20.8 million for the three-month period ended September 30, 2021 to ₱23.7 million for the three-month period ended September 30, 2022, concomitant with the higher number of students this year, and transition to onsite classes this year.

Sale of educational materials and supplies increased by ₱54.4 million or 420% to ₱67.3 million for the three-month period ended September 30, 2022 from ₱12.9 million for the same period last year. Sale of educational materials and supplies recognized during the three months ended September 30, 2022 largely pertains to the sale of uniforms which rose due to the transition to face-to-face classes and the increase in the number of enrollees for SY 2022-2023. The cost of educational materials and supplies sold increased likewise concomitant with the increase in the sale of educational materials and supplies.

The cost of educational services is higher by ₱0.2 million, from ₱127.5 million to ₱127.7 million for the three-month periods ended September 30, 2021 and 2022, respectively. Instructors' salaries and benefits are up by ₱12.9 million from ₱29.7 million to ₱42.6 million due to the increase in the number of faculty members concomitant with the increase in the number of students. In addition, the salaries of SHS teachers who passed the Licensure Examination for Teachers (LET) and tertiary instructors who have earned master's degree as part of the faculty members' continuing education have been adjusted favorably. Also, the increase in School materials and supplies account of ₱0.9 million or 79% was due to costs incurred in relation to the transition to onsite classes this year. These increases were mainly offset with the decline by ₱0.8 million in software, license, and related maintenance cost in connection with the shift to a more efficient subscription plan, and to the decline by ₱12.0 million in internet connectivity assistance. With more classes being held onsite, internet connectivity assistance to students is not provided this school year.

General and administrative expenses increased by 8% or ₱18.1 million from ₱237.3 million to ₱255.4 million for the three-month periods ended September 30, 2021 and 2022, respectively. Salaries and benefits are higher by ₱7.3 million for the three-month period ended September 30, 2022 compared to same period last year as salary adjustments were implemented this year. Also, certain plantilla positions were filled up during the three months ended September 30, 2022 in preparation for the face-to-face classes this year. Light and water is higher by ₱11.5 million from ₱13.5 million to ₱25.0 million for the three-month period ended September 30, 2021 and 2022, respectively, brought about by the holding of face-to-face classes this year. Classes during the first term of SY 2021-2022 were purely held online. Other general and administrative expenses such as external services which include janitorial expenses, repairs and maintenance, transportation and travel and other expenses related to operations likewise increased for the reason cited above. Also, the Group recognized a provision for estimated credit loss (ECL) amounting to ₱32.3 million from the three-month period ended September 30, 2022. This is slightly lower by ₱1.4 million compared to ₱33.7 million for the three-month period ended September 30, 2021 largely representing ECLs on outstanding receivables from students' tuition and other school fees as at September 30, 2022. The Group recognized ECL based on the Group's historical credit loss experience adjusted with forward-looking information. The most recent receivables are assigned with lower loss rates. Estimated loss rates vary over time and increase as receivables age and as credit risks increase, with the likelihood of the receivables becoming impaired. The Group likewise considered the subsequent collections of receivables from the students for prior years. For SY 2022-2023, the Group implemented a more tactical online ad campaign and utilized different social media platforms that directly targeted the students and their influencers. The Group also focused on creating various short-form videos with bite-size contents that are visually appealing and attention-grabbing to the students. In addition, short-form videos have lower costs. Thus, the Group recognized advertising and promotions amounting to ₱8.5 million for the three-month period ended at September 30, 2022, which is lower by ₱11.0 million compared to ₱19.5 million for the three-month period ended at September 30, 2021.

The Group posted an operating loss of ₱73.4 million for the three-month period ended September 30, 2022 compared to the same period last year's operating loss of ₱107.9 million. The improvement is due to higher revenues attributed to the increase in the student population and improvement in enrollment mix in favor of students enrolled under the CHED programs.

Equity in net income of associates is ₱2.5 million for the three-month period ended September 30, 2022 compared to equity in net income of associates of ₱1.5 million for the same period in 2021.

Interest expenses decreased by ₱5.3 million, from ₱77.9 million to ₱72.6 million for the three-month period ended September 30, 2022 attributed to the principal payments made by STI ESG on its STI ESG's Term Loan Facility amounting to ₱240.0 million in September 2022.

Interest income increased from ₱1.0 million to ₱2.7 million for the three-month period ended September 30, 2022 attributed to the investment of STI ESG in short-term and money market funds, and interest on past due accounts.

Rental income increased from ₱13.2 million to ₱27.8 million for the three-month period ended September 30, 2022 due to new lease agreements entered into by STI ESG in one of its investment properties.

The Group recognized unrealized gain on foreign exchange differences in its dollar-denominated cash and cash equivalents amounting to ₱26.8 million and ₱17.5 million for the three-month periods

ended September 30, 2022 and 2021, respectively. The Group also recognized realized gain on foreign exchange differences in its dollar-denominated cash and cash equivalents amounting to ₱0.1 thousand and ₱0.3 million for the three-month periods ended September 30, 2022 and 2021, respectively.

The Group recognized gain on sale of its property and equipment amounting to ₱49.9 thousand and ₱1.4 million for the three-month periods ended September 30, 2022 and 2021, respectively.

The Group received rent concessions from some of its lessors which were accounted for as lease modifications for the three-month period ended September 30, 2022. Lease liability was modified with amount aggregating to ₱4.5 million for the three-month period ended September 30, 2022. On the other hand, the Group applied the practical expedient approach in 2021 for some rent concessions granted to the Group following the amendments to PFRS 16, *COVID-19-related Rent Concessions* resulting in recognition of other income aggregating to ₱2.9 million for the three-month period ended September 30, 2021.

The Group also recognized other income amounting to ₱4.7 million for the three-month period ended September 30, 2022 representing donation from a third-party institution, as part of the STI ESG and the third-party institution's partnership program in delivering certification courses, simulation tools, and training materials to eligible students.

The Group recognized recovery of accounts written-off amounting to ₱2.6 million for the three-month period ended September 30, 2022 compared to ₱2.2 million for the same period last year due to improved collection efficiencies.

Fair value loss of ₱1.4 million was recorded for the three-month period ended September 30, 2022 based on the market value of STI ESG's quoted equity shares as at September 30, 2022.

STI ESG recorded dividend income from RCR and De Los Santos Medical Center, Inc. amounting to ₱0.2 million and ₱0.9 million, respectively, for the three-month period ended September 30, 2022.

Benefit from income tax amounting to ₱3.4 million was recognized for the three-month period ended September 30, 2022, mainly representing taxes due on tuition and other school fees collected in advance.

The unrealized fair value adjustments on equity instruments designated at FVOCI amounted to ₱0.6 million for the three-month period ended September 30, 2022, compared to negative ₱48.7 thousand for the three-month period ended September 30, 2021. The increase represents fair value adjustments of quoted equity shares held by STI ESG.

STI ESG recognized remeasurement losses, net of taxes, amounting to ₱0.9 million and ₱1.6 million, for the three-month periods ended September 30, 2022 and 2021, respectively, due to the adjustments in the market value of equity shares forming part of pension assets.

STI ESG reported a net loss of ₱75.8 million for the three-month period ended September 30, 2022 compared to a net loss of ₱147.8 million for the same period last year. Total comprehensive loss for the three-month period ended September 30, 2022 amounted to ₱76.1 million compared to a comprehensive loss of ₱149.4 million for the three-month period ended September 30, 2021 as revenues from tuition and other school fees are recognized only in September, the beginning of the

school year. Consequently, the revenues during the first quarter of the Group's fiscal year are lower than the other quarters, assuming the number of enrollees remains constant.

EBITDA is up from ₱9.6 million for the three-month period ended September 30, 2021 to ₱58.1 million for the three-month period ended September 30, 2022. EBITDA margin is 16% for the three-month period ended September 30, 2022 compared to 4% for the same period last year due to reason cited above.

Core income, computed as the consolidated income after income tax derived from the Group's main business of education and other recurring income, amounted to negative ₱113.3 million for the three-month period ended September 30, 2022 compared to core income for the same period last year of negative ₱171.3 million.

### **Financial Risk Disclosure**

The Group's present activities expose it to liquidity, credit, interest rate, and capital risks.

Liquidity risk – Liquidity risk arises from the possibility that the Group may encounter difficulties in raising funds to meet its currently maturing commitments. The Group's liquidity profile is managed to be able to finance its operations and capital expenditures and other financial obligations. To cover its financing requirements, the Group uses internally generated funds and interest-bearing loans and borrowings. As part of its liquidity risk management program, the Group regularly evaluates the projected and actual cash flow information and continuously assesses conditions in the financial markets for opportunities to pursue fund-raising initiatives.

Any excess funds are primarily invested in short-dated and principal-protected bank products that provide flexibility of withdrawing the funds anytime. The Group regularly evaluates available financial products and monitors market conditions for opportunities to enhance yields at acceptable risk levels.

In relation to the Group's interest-bearing loans and borrowings, the debt service cover ratio (DSCR) is also monitored on a regular basis. The DSCR is equivalent to the consolidated EBITDA for the last twelve months divided by total principal and interests due in the next twelve months. The Group monitors its DSCR to keep it at a level acceptable to the Group, the lender bank, and the STI ESG bondholders. The Group's policy is to keep the DSCR at a level not lower than 1.05:1.00.

As at September 30, 2022 and 2021, the Group's DSCR is 2.33:1.00 and 2.04:1.00, respectively. As at June 30, 2022 and 2021, the Group's DSCRs are 1.80:1.00 and 1.42:1.00, respectively.

Recognizing the economic impact of the COVID-19 outbreak, China Bank granted the temporary waiver of the DSCR requirement on its term loan and corporate notes facility agreements for the year ended June 30, 2022. STI ESG also obtained the approval of the majority of the Record Bondholders for the waiver of the DSCR requirement on its bonds payable up to June 30, 2023.

Credit risk – Credit risk is the risk that the Group will incur a loss arising from students, franchisees, or counterparties who fail to discharge their contractual obligations. The Group manages and controls credit risk by setting limits on the amount of risk that the Group is willing to accept for each counterparty and by monitoring expenses in relation to such limits.

It is the Group's policy to require the students to pay all their tuition and other school fees before they can get their report cards and other credentials. In addition, receivable balances are monitored on an ongoing basis with the result that the Group's exposure to bad debts is not significant.

Interest rate risk - Interest rate risk is the risk that the fair value or future cash flows of a financial instrument will fluctuate because of changes in market interest rates. While the Group's long-term debt has a floating interest rate, the Group elected to have the interest rate repriced every year, thus minimizing the exposure to market changes in interest rates. The interest rates for the STI ESG bonds are, however, fixed for the 7-year bonds and the 10-year bonds.

Capital Risk- The Group's objectives when managing capital are to provide returns for stockholders and benefits for other stakeholders and to maintain an optimal capital structure to reduce the cost of capital.

The Group manages its capital structure and adjusts it in light of changes in economic conditions. The Group is not subject to externally imposed capital requirements.

The Group monitors capital using the debt-to-equity ratio, which is computed as the total of current and noncurrent liabilities, net of unearned tuition, and other school fees, divided by total equity. The Group monitors its debt-to-equity ratio to keep it at a level acceptable to the Group, the lender bank, and its bondholders. The Group's policy is to keep the debt-to-equity ratio at a level not exceeding 1.50:1.00.

As at September 30, 2022 and 2021, the Group's D/E ratios are 0.83:1.00 and 1.04:1.00, respectively.  
As at June 30, 2022 and 2021, the Group's debt-to-equity ratios are 0.88:1.00 and 0.94:1.00, respectively.

#### **Agreements/Commitments and Contingencies/Other Matters**

- a. There are no changes in accounting estimates used in the preparation of the audited consolidated financial statements for the current and prior financial periods.
- b. Except as provided in Note 34 of the Notes to Audited Consolidated Financial Statements attached as part of "Exhibits and schedules," the Group has no other financial and capital commitments.
- c. There are no material off-balance sheet transactions, arrangements, obligations (including contingent obligations) and other relationships of the Group with unconsolidated entities or other persons created during the reporting period.
- d. There are no material events and uncertainties known to management that would address the past and would have an impact on future operations of STI ESG.
- e. There are no known trends, demands, commitments, events or uncertainties that will have an impact on STI ESG's liquidity, net of sales/revenues/income from continuing operations, except for the contingencies and commitments enumerated in Note 34 of the Notes to the Consolidated Financial

Statements attached as part of "Exhibits and schedules."



- f. The various loan agreements entered into and the issuance of fixed-rate bonds by STI ESG provide certain restrictions and conditions with respect to, among others, change in majority ownership and management and maintenance of financial ratios. STI ESG is fully compliant with all the covenants in the loan agreements. See Notes 18, 19, and 35 of the Notes to the Audited Consolidated Financial Statements of the Company attached as part of “Exhibits and schedules” for a more detailed discussion. There are no other events that will trigger direct or contingent financial obligations that are material to the Group, including any default or acceleration of an obligation.
- g. There are no significant elements of income or loss that did not arise from the Group’s continuing operations.
- h. The Group’s business is linked to the academic cycle. For SY 2019-2020, STI ESG started the school calendar of tertiary students in mid-July 2019 and ended in April 2020 while classes for the basic education and SHS started in June and ended in March 2020. With the imposition of ECQ and GCQ in certain areas around the country, as previously discussed, the schools in the Group started online classes and completed SY 2019-2020 by the end of July 2020. Classes for students who opted for face-to-face classes later took their classes online and completed the same during the first semester of SY 2020-2021. For SYs 2020-2021 and SY 2021-2022, STI ESG started classes in September with classes in all schools ending by June of the following year. Accordingly, as it has been in its old fiscal year and even with its new fiscal year, as discussed in Notes 1 and 2 of the Notes to the Audited Consolidated Financial Statements, the revenue of the Group is expected to be lower during the first quarter of the fiscal year as compared to the other quarters if the number of enrollees remains constant. This information is provided to allow for a proper appreciation of the results of operations of the Group. However, management has concluded that the Group’s operation is not highly seasonal.
- i. On March 23, 2017, STI ESG listed its ₱3.0 billion Series 7-year Bonds due 2024 and Series 10-year Bonds due 2027 on the PDEx secondary market. The ₱3.0 billion bond issue is the first tranche of STI ESG’s ₱5.0 billion fixed-rate bonds program under its 3-year shelf registration with the SEC. The 3-year shelf registration ended on March 9, 2020. The Bonds carry coupon rates of 5.8085% and 6.3756% for the 7-year and 10-year tenors, respectively. Interests are payable quarterly in arrears on June 23, September 23, December 23, and March 23 or the next business day if such dates fall on non-banking days, of each year commencing on June 23, 2017, until and including the relevant maturity dates (see Note 19 of Notes to Audited Consolidated Financial Statements).
- j. On April 21, 2017, STI ESG, Mr. Tony Tan Caktiong (TTC), STI Tanauan and Injap Investments, Inc. (Injap), referred to collectively as the Joint Venture Parties, entered into an agreement to transform STI Tanauan into a Joint Venture Company which shall operate a farm-to-table school that offers courses ranging from farm production to food services.

The Joint Venture Parties also agreed to increase STI Tanauan’s authorized capital stock to an amount that will be agreed upon by the Joint Venture Parties in a separate agreement. As agreed by the Joint Venture Parties, the increase in the authorized capital stock will be made through STI Tanauan’s declaration of stock dividends to STI ESG based on STI Tanauan’s unrestricted retained earnings as of March 31, 2017, and cash payments by the Joint Venture Parties.

The equity sharing in the Joint Venture Company will be 60%, 25%, and 15% for STI ESG, TTC, and Injap, respectively.

On June 21, 2017, in separate meetings, the stockholders and the BOD of STI Tanauan approved the increase in the authorized capital stock of the corporation from ₱1.0 million divided into 10,000 shares have a par value of ₱100.0 to ₱75.0 million divided into 750,000 shares with a par value of ₱100.0. The increase will be funded through the declaration of stock dividends and cash subscriptions by the shareholders. In the same meeting, the stockholders and the BOD approved the declaration of 150,000 shares as stock dividends with an aggregate par value of ₱15.0 million to be distributed to stockholders of record as of March 31, 2017, based on the unrestricted retained earnings of STI Tanauan as shown in its audited financial statements as of March 31, 2017.

On January 24, 2018, STI ESG subscribed to and fully paid for 35,000 shares at a subscription price of ₱495.0 per share for a total of ₱17.3 million.

On February 26, 2018, STI Tanauan applied with the SEC to increase its authorized capital stock from ₱1.0 million to ₱75.0 million.

On March 2, 2018, the SEC approved the increase and issued the Certificate of Approval on the increase of Capital Stock.

On March 3, 2018, STI Tanauan issued to STI ESG stock dividends of 150,000 shares and 35,000 shares as subscribed by the latter.

Considering the pandemic and its effects in the economy, the parties decided to hold the project in abeyance. In the meantime, STI Tanauan remains as a wholly-owned subsidiary of STI ESG and is continuing its operations.

- k. On December 17, 2018, the CHED, Unified Student Financial Assistance System for Tertiary Education Board (UniFAST) and STI ESG signed a memorandum of agreement to avail of the TES and Student Loan Program (SLP) for its students under the Universal Access to Quality Tertiary Education Act (UAQTEA) and its Implementing Rules and Regulations (IRR). The Republic Act No. 10931 or the UAQTEA and its IRR provide, among others, that to support the cost of tertiary education or any part or portion thereof, TES and SLP are established for all Filipino students who enroll in undergraduate and post-secondary programs of private HEIs. Accordingly, the TES and the SLP shall be administered by the UniFAST Board. The annual TES for students, subject to guidelines and implementing rules and regulations on the release of TES, enrolled in SUCs or CHED recognized LUCs is ₱40.0 thousand. Students enrolled in select private HEIs who qualified to receive the TES, are entitled to ₱60.0 thousand. The TES sharing agreement states that ₱40.0 thousand goes to the TES student grantee and ₱20.0 thousand to the private HEI. This subsidy is for tuition and other related school fees and should cover the living allowance, books, supplies, transportation, and miscellaneous expense. Additional benefits are likewise given to persons with disabilities (PWDs) and graduates of programs with licensure exams amounting to ₱30.0 thousand per annum and ₱10.0 thousand, respectively. Under the TES Program, CHED directly pays the schools where these students enrolled.
- l. On July 22, 2020, LandBank approved a ₱250.0 million Term Loan/Rediscounting Line Facility under its ACADEME Lending Program in favor of STI ESG to finance the 'study now, pay later' program of the government for students amid the financial difficulties families are facing due to

the COVID-19 pandemic. The LandBank ACADEME Program is a refinancing/rediscounting facility for Promissory Notes issued by the parents or benefactors of students to enable said students to enroll, continue and complete their studies. The loans covered by these promissory notes to be issued by the parents/benefactors/students are interest-free. The school can borrow up to 70% of the amount stated in the Promissory Note issued by the parents/benefactors of the students. This loan from LandBank is subject to 3.00% interest per annum. Interest and principal are payable annually in arrears. The term of the borrowing is coterminous with the promissory note to be issued by the parent/benefactor/student, which in no case shall exceed three (3) years. This ₱250.0 million Term Loan/Rediscounting Line Facility approved for STI ESG is secured by a Comprehensive Surety issued by the Parent Company.

On September 16, 2020, the Rediscounting Agreement with LandBank was executed by STI ESG in relation to this loan arrangement. Further, on the same date, the Comprehensive Surety Agreement was executed by STI Holdings in favor of LandBank.

- m. In September 2020, STI ESG announced the suspension of the operations of some of its owned schools namely: STI Cebu, STI Iloilo, STI Quezon Avenue and STI Tuguegarao and cessation of operations of STI Pagadian effective SY 2020-2021. Similarly, STI ESG announced the cessation of operations of some of its franchised schools namely: STI College Bohol, Inc. (STI Bohol), STI College Recto, Inc. (STI Recto), Sungold Technologies, Inc. (STI Zamboanga), STI College Pasay, Inc. (STI Pasay), STI College Dipolog, Inc. (STI Dipolog), STI College San Francisco, Inc. (STI San Francisco) and suspension of operations of STI College Parañaque, Inc. (STI Parañaque) effective SY 2020-2021. STI College San Fernando City, Inc. (STI La Union), a franchised school, informed the CHED in June 2021, and the DepEd and TESDA in July 2021, of its decision not to accept enrollees for SY 2021-2022. Further, STI Iloilo ceased to operate effective SY 2022-2023.

On August 5, 2022, CHED approved the site transfer of STI QA to Tanay, Rizal subject to compliance with certain requirements. STI QA has resumed operations on its new site in Tanay, Rizal beginning SY 2022-2023. The permit from DepEd to conduct senior high school classes is still in process as of report date

- n. On October 21, 2019, STI ESG, acting on its own and in behalf of NAMEI (collectively referred to as "STI") and RAFT, entered into a Cooperation Agreement (the "Agreement") to work together to ensure that the seafarers of the Philippines continue to be the preferred employees of international shipping companies. In summary, the parties agree as follows:
  - 1. Establish a culinary school offering modular culinary courses which shall prepare the students to work on board cruise vessels and to jointly oversee the preparation and implementation of modular culinary and catering courses.
  - 2. To jointly oversee the preparation and implementation of the curriculum for courses such as Bachelor of Science in Marine Transportation, Bachelor of Science in Marine Engineering, SHS Maritime track and Maritime Information Technology Programs. The parties likewise endeavor to enhance the curriculum with electives or additional modular courses in keeping with the requirements of the international shipping industry and the International Convention on Standards of Training, Certification and Watchkeeping for Seafarers (STCW).
  - 3. To engage the Dean and other administrators as well as the members of the faculty who are professionals and are highly qualified to provide the students with the requisite

education and training which will prepare them for work on board vessels.

The parties recognize that RAFT has already incurred expenses, including faculty costs in preparation for this cooperation agreement. As such, STI ESG will reimburse RAFT US\$150,000, with 50.0% payable upon signing of the agreement while the remaining 50.0% will be payable within calendar year 2020.

Additionally, and as compensation for jointly overseeing and providing academic governance, selection and management of faculty, as well as curriculum and courseware preparation and implementation for the courses agreed upon, STI shall pay RAFT the sum of US\$10,000 per month beginning January 2020. The parties also agreed that a variable compensation of 5.0% of the tuition fee shall be paid to RAFT when the student population reaches 2,000 plus an additional 1% variable compensation for every 1,000 enrollees while RAFT shall receive 5.0% of tuition fee for the culinary/hospitality programs upon reaching a student population of 2,000 plus 1% variable compensation for every 1,000 enrollees. Said variable compensation may be increased from year to year at the discretion of the governing board.

With the current developments in the economy and in the industry, STI ESG and RAFT have started discussing the terms of the agreement and updating the provisions to be aligned with the practices considering the adjustments made in the industry as a result of the pandemic.

- o. President Rodrigo Duterte signed into law on March 26, 2021 Republic Act (“RA”) No. 11534, otherwise known as the Corporate Recovery and Tax Incentives for Enterprises (CREATE) Act, which seeks to develop the national economy towards global competitiveness by implementing tax policies such as lowering the corporate income tax rate and widening the tax base, and by rationalizing the current fiscal incentives by making them time-bound, targeted and performance-based. This was done in an attempt to revitalize the slowing economy, as it is predicted that the measures will attract more investments resulting in productivity enhancement, employment generation, countrywide development, and a more inclusive economic growth, while at the same time maintaining fiscal prudence and stability.

The following are the key changes to the Philippine tax law pursuant to the CREATE Act which have an impact to the Group:

- Preferential income tax rate for proprietary educational institutions is reduced from 10.0% to 1.0% effective on July 1, 2020 to June 30, 2023.
- Corporate income tax rate is reduced from 30% to 20% for domestic corporations with taxable income not exceeding ₱5.0 million and with total assets not exceeding ₱100.0 million. All other domestic corporations are subject to 25% regular corporate income tax (“RCIT”) effective July 1, 2020.
- Minimum corporate income tax (“MCIT”) is reduced from 2% to 1% effective July 1, 2020 to June 30, 2023.
- Exemption from the determination of gain or loss from any exchange of property for stocks in corporations under certain conditions amending Section 40, Subsection C of the NIRC of 1997 which includes among others, merger and consolidation.
- Imposition of improperly accumulated earnings tax (IAET) is repealed.

Pursuant to the provisions of the CREATE Act, the Group adopted the 1.0% income tax rate effective on July 1, 2020.

On December 10, 2021, President Rodrigo R. Duterte signed into law RA No. 11635 entitled, “An Act Amending Section 27(B) of the NIRC of 1997, as amended, and for other purposes” was signed into law. The law clarifies the entitlement of proprietary educational institutions to the preferential tax rate of 10.0% under the NIRC and the 1.0% income tax rate beginning July 1, 2020 until June 30, 2023, by virtue of the CREATE Law which was published on March 27, 2021 and took effect fifteen (15) days after its complete publication in the Official Gazette or in a newspaper of general circulation or on April 11, 2021.

## Financial Highlights and Key Performance Indicators

(in ₱ millions except margins, financial ratios and earnings per share)

	September 30,	June 30, 2022	Sept 2022 vs June 2022	
	2022 (Unaudited)	(Audited)	Increase (Decrease) Amount	%
<b>Consolidated financial position</b>				
Total assets	11,904.4	11,089.1	815.3	7.4%
Current assets	2,795.7	1,936.2	859.5	44.4%
Cash and cash equivalents	1,440.7	1,242.5	198.2	16.0%
Total liabilities	6,088.2	5,196.8	891.4	17.2%
Current liabilities	1,861.3	816.4	1,044.9	128.0%
Total equity	5,816.1	5,892.3	(76.2)	(1.3%)
Equity attributable to equity holders of the parent	5,818.6	5,894.0	(75.4)	(1.3%)
<b>Financial ratios</b>				
Debt-to-equity ratio	0.83	0.88	(0.05)	(5.7%)
Current ratio	1.50	2.37	(0.87)	(36.7%)
Debt service cover ratio	2.33	1.80	0.53	29.4%
Asset to equity ratio	2.05	1.88	0.17	9.0%
<b>Three months ended September 30</b>				
	2022	2021	Increase (Decrease)	
	(Unaudited)	(Unaudited)	Amount	%
<b>Condensed Statements of Income</b>				
Revenues	360.1	267.6	92.5	34.6%
Direct costs <sup>(4)</sup>	178.0	138.2	39.8	28.7%
Gross profit	182.1	129.4	52.7	40.7%
Operating expenses	255.4	237.3	18.1	7.6%
Operating loss	(73.3)	(107.9)	34.6	(32.1%)
Other expenses - net	(5.9)	(38.3)	32.4	(84.6%)
Loss before income tax	(79.2)	(146.2)	67.0	(45.8%)
Net loss	(75.8)	(147.8)	72.0	(48.7%)
EBITDA <sup>(5)</sup>	58.1	9.6	48.5	505.2%
Core income (loss) <sup>(6)</sup>	(113.3)	(171.3)	58.0	(33.9%)
Net loss attributable to equity holders of the Parent Company	(75.0)	(147.3)	72.3	(49.1%)
Loss per share <sup>(7)</sup>	(0.02)	(0.05)	0.03	(60.0%)

### Consolidated Condensed Statements of Cash Flows

Net cash from operating activities	562.3	252.4	309.9	122.7%
Net cash used in investing activities	(32.5)	(32.8)	0.3	(0.9%)
Net cash used in financing activities	(358.4)	(358.8)	0.4	(0.1%)
Effect of exchange rate changes on cash and cash equivalents	26.8	17.5	9.3	53.1%

### As at and for three months ended September 30

	2022 (Unaudited)	2021 (Unaudited)	Increase (Decrease) Amount	%
<b>Financial Soundness Indicators</b>				
<b>Liquidity Ratios</b>				
Current ratio <sup>(2)</sup>	1.50	1.49	0.01	1%
Quick ratio <sup>(8)</sup>	1.41	1.35	0.06	4%
Cash ratio <sup>(9)</sup>	0.77	0.65	0.12	18%
<b>Solvency ratios</b>				
Debt to equity ratio <sup>(1)</sup>	0.83	1.04	(0.21)	(20%)
Asset to equity ratio <sup>(3)</sup>	2.05	2.10	(0.05)	(2%)
Debt service cover ratio <sup>(10)</sup>	2.33	2.04	0.29	14%
Interest coverage ratio <sup>(11)</sup>	(0.09)	(0.88)	0.79	90%
<b>Profitability ratios</b>				
EBITDA margin <sup>(12)</sup>	17%	4%	13%	361%
Gross profit margin <sup>(13)</sup>	51%	48%	3%	6%
Operating profit margin <sup>(14)</sup>	(20%)	(40%)	20%	50%
Net income (loss) margin <sup>(15)</sup>	(21%)	(55%)	34%	62%
Return on equity <sup>(16)</sup>	(1%)	(3%)	1.3%	43%
Return on assets <sup>(17)</sup>	(0.7%)	(1.3%)	0.6%	60%

(1) Debt-to-equity ratio is measured as total liabilities, net of unearned tuition and other school fees, divided by total equity.

(2) Current ratio is measured as current assets divided by current liabilities.

(3) Asset to equity ratio is measured as total assets divided by total equity.

(4) Direct costs is calculated by adding the costs of educational services and educational materials and supplies sold.

(5) EBITDA is net income excluding provision for income tax, interest expense, interest income, depreciation and amortization, equity in net earnings (losses) of associates and joint venture and nonrecurring gains/losses such as gain on foreign exchange differences, donation income, fair value loss on equity instruments at FVPL and income on rent concessions.

(6) Core income (loss) is computed as consolidated net income (loss) after tax derived from the Group's main business – education and other recurring income.

(7) Income (loss) per share is measured as net income (loss) attributable to equity holders of the Parent Company divided by the weighted average number of outstanding common shares

(8) Quick ratio is measured as current assets less inventories, prepayments and noncurrent asset held for

- sale divided by current liabilities.*
- (9) *Cash ratio is measured as cash and cash equivalents divided by current liabilities.*
- (10) *Debt service cover ratio is measured as EBITDA for the last twelve months divided by total principal and interest due for the next twelve months.*
- (11) *Interest coverage ratio is measured as net income (loss) before income tax and interest expense divided by interest expense.*
- (12) *EBITDA margin is measured as EBITDA divided by total revenues.*
- (13) *Gross profit margin is measured as gross profit divided by total revenues.*
- (14) *Operating profit (loss) margin is measured as operating profit (loss) divided by total revenues.*
- (15) *Net income (loss) margin is measured as net income (loss) after income tax divided by total revenues.*
- (16) *Return on equity is measured as net income (loss) attributable to equity holders of the Parent Company divided by average equity attributable to equity holders of the Parent company.*
- (17) *Return on assets is measured as net income (loss) divided by average total assets.*

**UNDERTAKING TO PROVIDE SEC FORM 17-A AND SEC FORM 17-Q**

**A COPY OF THE COMPANY'S ANNUAL REPORT ON SEC FORM 17-A AS OF 30 JUNE 2022 AND INTERIM FINANCIAL STATEMENTS (SEC FORM 17-Q) AS OF 30 SEPTEMBER 2022, WILL BE PROVIDED WITHOUT CHARGE, TO ANY STOCKHOLDERS OF THE COMPANY UPON WRITTEN REQUEST ADDRESSED TO: ATTY. ARSENIO C. CABRERA, JR., CORPORATE SECRETARY, 5/F SGV II, BUILDING, 6758 AYALA AVENUE, MAKATI CITY 1226, METRO MANILA, PHILIPPINES.**

**SIGNATURE**

Pursuant to the requirements of the Securities Regulation Code, the Company has duly caused this report to be signed on its behalf by the undersigned hereunto duly authorized.

**STI EDUCATION SERVICES GROUP, INC.**

**Issuer**

Date: 21 November 2022

**ARSENIO C. CABRERA, JR.**

*Corporate Secretary*





# SECURITIES AND EXCHANGE COMMISSION

Secretariat Building, PICC Complex, Roxas Boulevard, Pasay City, 1307 Metro Manila Philippines

Tel: (632) 818-0921 Fax: (632) 818-5293 Email: mis@sec.gov.ph



**The following document has been received:**

**Receiving:** Anthonio Kwong

**Receipt Date and Time:** November 03, 2022 08:57:42 AM

## Company Information

---

**SEC Registration No.:** 0000113156

**Company Name:** STI EDUCATION SERVICES GROUP, INC.

**Industry Classification:** M81590

**Company Type:** Stock Corporation

## Document Information

---

---

**Document ID:** OST1110320228825180

**Document Type:** Financial Statement

**Document Code:** FS

**Period Covered:** June 30, 2022

**Submission Type:** Consolidated, Annual

**Remarks:** None

---

---

Acceptance of this document is subject to review of forms and contents



**STATEMENT OF MANAGEMENT'S RESPONSIBILITY  
FOR FINANCIAL STATEMENTS**

The management of **STI Education Services Group, Inc. and Subsidiaries** (collectively referred to as "the Group") is responsible for the preparation and fair presentation of the consolidated financial statements including the schedules attached therein, as at and for the fiscal years ended June 30, 2022 and 2021, and the three-month period ended June 30, 2020 in accordance with the prescribed financial reporting framework indicated therein, and for such internal control as management determines is necessary to enable the preparation of consolidated financial statements that are free from material misstatement, whether due to fraud or error.

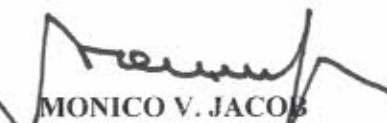
In preparing the consolidated financial statements, management is responsible for assessing the Group's ability to continue as a going concern, disclosing, as applicable matters related to going concern and using going concern basis of accounting unless management either intends to liquidate the Group, or to cease operations, or has no realistic alternative but to do so.

The Board of Directors is responsible for overseeing the Group's financial reporting process.

The Board of Directors reviews and approves the consolidated financial statements including the schedules attached therein and submits the same to the stockholders.

SyCip Gorres Velayo & Co., the independent auditor appointed by the stockholders, has audited the consolidated financial statements of the Group in accordance with Philippine Standards on Auditing, and in its report to the stockholders, has expressed its opinion on the fairness of presentation upon completion of such audit.

  
**JESLI A. LAPUS**  
*Chairman of the Board*

  
**MONICO V. JACOB**  
*Vice Chairman and CEO*

  
**YOLANDA M. BAUTISTA**  
*Chief Finance Officer*

Subscribed and sworn to before me this \_\_\_\_\_, affiant(s) exhibiting to me their  
SSS ID/Passport, as follows:

Mr. Jesli A. Lapus	Passport No. P6589685A
Mr. Monico V. Jacob	Passport No. P6179864B
Ms. Yolanda M. Bautista	SSS No. 03-2678038-9

27 Mar 2028, DFA Manila  
25 Jan 2031, DFA Manila  
**MARCELINO U. ARELLANO**  
NOTARY PUBLIC  
UNTIL DEC. 31, 2022  
PTR NO. 8234730/1-3-2022  
IBP NO. 00828 (LIFETIME) - RIZAL / ISSUED 7-5-1996  
MCLE COMPLIANCE NO. VI-0020463/3-18-2019  
ATTY'S ROLL NO. 34595  
UNIT 1 2ND FLOOR, STA. RITA BLDG.,  
MEDLINE NO. 3 P. BURGOS ST.,  
BRGY. SAN JOSE, ANTIPOLO CITY  
TEL. NO. 02-630-3969

DOC. NO. 69  
PAGE NO. 15  
BOOK NO. 4  
SERIES OF 2022

**SUBSCRIBED AND SWORN TO  
BEFORE ME THIS \_\_\_\_\_ DAY OF  
OCT 26 2022 IN ANTIPOLO CITY  
PHILIPPINES.**

# COVER SHEET

for  
**AUDITED FINANCIAL STATEMENTS**

SEC Registration Number

0	0	0	0	0	1	1	3	1	5	6
---	---	---	---	---	---	---	---	---	---	---

**COMPANY NAME**

S	T	I	E	D	U	C	A	T	I	O	N	S	E	R	V	I	C	E	S	G	R	O	U	P	,
I	N	C	.	(	A	P	r	i	v	a	t	e	E	d	u	c	a	t	i	o	n	a	l	I	n
s	t	i	t	u	t	i	o	n	)	A	N	D	S	U	B	S	I	D	I	A	R	I	E	S	

**PRINCIPAL OFFICE** ( No. / Street / Barangay / City / Town / Province )

S	T	I	A	c	a	d	e	m	i	c	C	e	n	t	e	r	O	r	t	i	g	a	s	-	C	a
i	n	t	a	,	O	r	t	i	g	a	s	A	v	e	n	u	e	E	x	t	e	n	s	i	o	n
,	C	a	i	n	t	a	,	R	i	z	a	I														

Form Type  
**A A F S**

Department requiring the report  
**C R M D**

Secondary License Type, If Applicable  
**N A**

**COMPANY INFORMATION**

Company's Email Address <b>sti-esg@sti.edu</b>	Company's Telephone Number <b>(632) 8812-1784</b>	Mobile Number -
No. of Stockholders <b>64</b>	Annual Meeting (Month / Day) <b>1st Thursday of November</b>	Fiscal Year (Month / Day) <b>June 30</b>

**CONTACT PERSON INFORMATION**

The designated contact person **MUST** be an Officer of the Corporation

Name of Contact Person <b>Arsenio C. Cabrera Jr.</b>	Email Address <b>accabrera@htc-law.com.ph</b>	Telephone Number/s <b>(632) 8813-7111</b>	Mobile Number <b>(+63) 917-5285661</b>
---	--	--	---

**CONTACT PERSON'S ADDRESS**

**5/F, SGV II Building, 6758 Ayala Avenue, Makati City**

**NOTE 1** In case of death, resignation or cessation of office of the officer designated as contact person, such incident shall be reported to the Commission within thirty (30) calendar days from the occurrence thereof with information and complete contact details of the new contact person designated.

**2** All Boxes must be properly and completely filled-up. Failure to do so shall cause the delay in updating the corporation's records with the Commission and/or non-receipt of Notice of Deficiencies. Further, non-receipt of Notice of Deficiencies shall not excuse the corporation from liability for its deficiencies.



## **INDEPENDENT AUDITOR'S REPORT**

The Board of Directors and Stockholders  
STI Education Services Group, Inc.  
STI Academic Center Ortigas - Cainta  
Ortigas Avenue Extension,  
Cainta, Rizal

### **Opinion**

We have audited the consolidated financial statements of STI Education Services Group, Inc. and its subsidiaries (the Group), which comprise the consolidated statements of financial position as at June 30, 2022 and 2021, and the consolidated statements of comprehensive income, consolidated statements of changes in equity and consolidated statements of cash flows for the years ended June 30, 2022 and 2021 and the three-month period ended June 30, 2020, and notes to the consolidated financial statements, including a summary of significant accounting policies.

In our opinion, the accompanying consolidated financial statements present fairly, in all material respects, the consolidated financial position of the Group as at June 30, 2022 and 2021, and its consolidated financial performance and its consolidated cash flows for the years ended June 30, 2022 and 2021 and the three-month period ended June 30, 2020, in accordance with Philippine Financial Reporting Standards (PFRSs).

### **Basis for Opinion**

We conducted our audits in accordance with Philippine Standards on Auditing (PSAs). Our responsibilities under those standards are further described in the *Auditor's Responsibilities for the Audit of the Consolidated Financial Statements* section of our report. We are independent of the Group in accordance with the Code of Ethics for Professional Accountants in the Philippines (Code of Ethics) together with the ethical requirements that are relevant to our audit of the consolidated financial statements in the Philippines, and we have fulfilled our other ethical responsibilities in accordance with these requirements and the Code of Ethics. We believe that the audit evidence we have obtained is sufficient and appropriate to provide a basis for our opinion.

### **Key Audit Matters**

Key audit matters are those matters that, in our professional judgment, were of most significance in our audit of the consolidated financial statements of the current period. These matters were addressed in the context of our audit of the consolidated financial statements as a whole, and in forming our opinion thereon, and we do not provide a separate opinion on these matters. For each matter below, our description of how our audit addressed the matter is provided in that context.



We have fulfilled the responsibilities described in the *Auditor's Responsibilities for the Audit of the Consolidated Financial Statements* section of our report, including in relation to these matters. Accordingly, our audit included the performance of procedures designed to respond to our assessment of the risks of material misstatement of the consolidated financial statements. The results of our audit procedures, including the procedures performed to address the matters below, provide the basis for our audit opinion on the accompanying consolidated financial statements.

### ***Adequacy of Allowance for Expected Credit Losses on Receivables***

The Group's application of the expected credit loss (ECL) model in calculating the allowance for doubtful accounts is significant to our audit as it involves the exercise of significant management judgment. Key areas of judgment include: segmenting the Group's credit risk exposures, defining default, determining assumptions to be used in the ECL model such as timing and amounts of expected net recoveries from defaulted accounts and incorporating forward-looking information (called overlays) in calculating ECL. Provision for credit losses for the year ended June 30, 2022 amounted to ₱114.4 million.

The disclosures on the allowance for expected credit losses are included in Notes 4 and 6 to the consolidated financial statements.

### ***Audit response***

We obtained an understanding of the methodologies and models used for the Group's different credit exposures and assessed whether these considered the requirements of PFRS 9, *Financial Instruments*, to reflect an unbiased and probability-weighted outcome, the time value of money, and the best available forward-looking information.

We (a) assessed the Group's segmentation of its credit risk exposures based on homogeneity of credit risk characteristics; (b) tested the definition of default against historical analysis of accounts and credit risk management policies and practices in place, (c) tested historical loss rates by inspecting historical recoveries and write-offs; (d) checked the classification of outstanding exposures to their corresponding aging buckets; and (e) checked the forward-looking information used for overlay through statistical test and corroboration using publicly available information and our understanding of the Group's receivable portfolios.

Further, we checked the data used in the ECL models, such as the historical aging analysis and default and recovery data, by reconciling data from source system reports to the loss allowance analysis/models and financial reporting systems. To the extent that the loss allowance analysis is based on credit exposures that have been disaggregated into subsets with similar risk characteristics, we traced or re-performed the disaggregation from source systems to the loss allowance analysis.

We recalculated impairment provisions on a sample basis. We reviewed the disclosures made in the consolidated financial statements based on the requirements of PFRS 9.



### ***Recoverability of Goodwill***

Under PFRS, the Group is required to annually test the amount of goodwill for impairment. As at June 30, 2022, the Group's goodwill attributable to each of the Group's cash-generating units (CGUs) that are expected to benefit from the business combination (i.e., each school operation) amounted to ₱227.9 million, which is considered significant to the consolidated financial statements. In addition, management's assessment process requires significant judgments and is based on assumptions, specifically discount rate, forecasted revenue growth, earnings before interest, taxes, depreciation and amortization (EBITDA) margins and long-term growth rate.

The Group's disclosures about goodwill are included in Notes 4 and 16 to the consolidated financial statements.

### ***Audit response***

We involved our internal specialist in evaluating the methodology and assumptions used. These assumptions include discount rate, forecasted revenue growth, EBITDA margins and long-term growth rate. We compared the key assumptions used, such as forecasted revenue growth, EBITDA margins, and long-term growth rate against the historical performance of the CGUs and other relevant external data. We tested the parameters used in the determination of the discount rate against market data. We also reviewed the Group's disclosures about those assumptions to which the outcome of the impairment test is most sensitive, specifically those that have the most significant effect on the determination of the recoverable amount of the goodwill.

### **Other Information**

Management is responsible for the other information. The other information comprises the SEC Form 17-A for the year ended June 30, 2022 but does not include the consolidated financial statements and our auditor's report thereon, which we obtained prior to the date of this auditor's report.

Our opinion on the consolidated financial statements does not cover the other information and we do not and will not express any form of assurance conclusion thereon.

In connection with our audits of the consolidated financial statements, our responsibility is to read the other information identified above and, in doing so, consider whether the other information is materially inconsistent with the consolidated financial statements or our knowledge obtained in the audits, or otherwise appears to be materially misstated.

If, based on the work we have performed on the other information that we obtained prior to the date of this auditor's report, we conclude that there is a material misstatement of this other information, we are required to report that fact. We have nothing to report in this regard.

### **Responsibilities of Management and Those Charged with Governance for the Consolidated Financial Statements**

Management is responsible for the preparation and fair presentation of the consolidated financial statements in accordance with PFRSs, and for such internal control as management determines is necessary to enable the preparation of consolidated financial statements that are free from material misstatement, whether due to fraud or error.



In preparing the consolidated financial statements, management is responsible for assessing the Group's ability to continue as a going concern, disclosing, as applicable, matters related to going concern and using the going concern basis of accounting unless management either intends to liquidate the Group or to cease operations, or has no realistic alternative but to do so.

Those charged with governance are responsible for overseeing the Group's financial reporting process.

### **Auditor's Responsibilities for the Audit of the Consolidated Financial Statements**

Our objectives are to obtain reasonable assurance about whether the consolidated financial statements as a whole are free from material misstatement, whether due to fraud or error, and to issue an auditor's report that includes our opinion. Reasonable assurance is a high level of assurance, but is not a guarantee that an audit conducted in accordance with PSAs will always detect a material misstatement when it exists.

Misstatements can arise from fraud or error and are considered material if, individually or in the aggregate, they could reasonably be expected to influence the economic decisions of users taken on the basis of these consolidated financial statements.

As part of an audit in accordance with PSAs, we exercise professional judgment and maintain professional skepticism throughout the audit. We also:

- Identify and assess the risks of material misstatement of the consolidated financial statements, whether due to fraud or error, design and perform audit procedures responsive to those risks, and obtain audit evidence that is sufficient and appropriate to provide a basis for our opinion. The risk of not detecting a material misstatement resulting from fraud is higher than for one resulting from error, as fraud may involve collusion, forgery, intentional omissions, misrepresentations, or the override of internal control.
- Obtain an understanding of internal control relevant to the audit in order to design audit procedures that are appropriate in the circumstances, but not for the purpose of expressing an opinion on the effectiveness of the Group's internal control.
- Evaluate the appropriateness of accounting policies used and the reasonableness of accounting estimates and related disclosures made by management.
- Conclude on the appropriateness of management's use of the going concern basis of accounting and, based on the audit evidence obtained, whether a material uncertainty exists related to events or conditions that may cast significant doubt on the Group's ability to continue as a going concern.

If we conclude that a material uncertainty exists, we are required to draw attention in our auditor's report to the related disclosures in the consolidated financial statements or, if such disclosures are inadequate, to modify our opinion. Our conclusions are based on the audit evidence obtained up to the date of our auditor's report. However, future events or conditions may cause the Group to cease to continue as a going concern.

- Evaluate the overall presentation, structure and content of the consolidated financial statements, including the disclosures, and whether the consolidated financial statements represent the underlying transactions and events in a manner that achieves fair presentation.



- Obtain sufficient appropriate audit evidence regarding the financial information of the entities or business activities within the Group to express an opinion on the consolidated financial statements. We are responsible for the direction, supervision and performance of the audit. We remain solely responsible for our audit opinion.

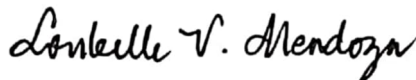
We communicate with those charged with governance regarding, among other matters, the planned scope and timing of the audit and significant audit findings, including any significant deficiencies in internal control that we identify during our audit.

We also provide those charged with governance with a statement that we have complied with relevant ethical requirements regarding independence, and to communicate with them all relationships and other matters that may reasonably be thought to bear on our independence, and where applicable, related safeguards.

From the matters communicated with those charged with governance, we determine those matters that were of most significance in the audit of the consolidated financial statements of the current period and are therefore the key audit matters. We describe these matters in our auditor's report unless law or regulation precludes public disclosure about the matter or when, in extremely rare circumstances, we determine that a matter should not be communicated in our report because the adverse consequences of doing so would reasonably be expected to outweigh the public interest benefits of such communication.

The engagement partner on the audit resulting in this independent auditor's report is Loubelle V. Mendoza.

SYCIP GORRES VELAYO & CO.



Loubelle V. Mendoza  
Partner

CPA Certificate No. 115161

Tax Identification No. 301-422-247

BOA/PRC Reg. No. 0001, August 25, 2021, valid until April 15, 2024

SEC Partner Accreditation No. 115161-SEC (Group A)

Valid to cover audit of 2021 to 2025 financial statements of SEC covered institutions

SEC Firm Accreditation No. 0001-SEC (Group A)

Valid to cover audit of 2021 to 2025 financial statements of SEC covered institutions

BIR Accreditation No. 08-001998-145-2021, August 11, 2021, valid until August 10, 2024

PTR No. 8854336, January 3, 2022, Makati City

October 10, 2022





**STI EDUCATION SERVICES GROUP, INC.**  
**(A Private Educational Institution)**  
**AND SUBSIDIARIES**

**CONSOLIDATED STATEMENTS OF FINANCIAL POSITION**

	<b>June 30</b>	
	<b>2022</b>	<b>2021</b>
<b>ASSETS</b>		
<b>Current Assets</b>		
Cash and cash equivalents (Note 5)	<b>₱1,242,529,465</b>	₱1,202,134,686
Receivables (Note 6)	<b>445,126,178</b>	437,002,915
Inventories (Note 7)	<b>153,713,231</b>	173,074,904
Prepaid expenses and other current assets (Note 8)	<b>66,232,173</b>	60,763,033
Equity instruments at fair value through profit or loss (FVPL) (Note 9)	<b>9,610,000</b>	–
	<b>1,917,211,047</b>	1,872,975,538
Noncurrent asset held for sale (Note 10)	<b>19,000,000</b>	–
<b>Total Current Assets</b>	<b>1,936,211,047</b>	1,872,975,538
<b>Noncurrent Assets</b>		
Property and equipment (Note 11)	<b>7,644,004,726</b>	7,942,300,699
Investment properties (Note 12)	<b>628,889,120</b>	457,623,905
Investments in and advances to associates and joint venture (Note 13)	<b>486,960,030</b>	503,805,031
Equity instruments at fair value through other comprehensive income (FVOCI) (Note 15)	<b>69,769,480</b>	68,624,687
Deferred tax assets - net (Note 30)	<b>18,429,503</b>	28,646,059
Goodwill, intangible and other noncurrent assets (Note 16)	<b>304,833,948</b>	418,428,057
<b>Total Noncurrent Assets</b>	<b>9,152,886,807</b>	9,419,428,438
<b>TOTAL ASSETS</b>	<b>₱11,089,097,854</b>	₱11,292,403,976
<b>LIABILITIES AND EQUITY</b>		
<b>Current Liabilities</b>		
Accounts payable and other current liabilities (Note 17)	<b>₱572,758,134</b>	₱604,211,766
Current portion of interest-bearing loans and borrowings (Note 18)	<b>159,544,753</b>	129,544,753
Unearned tuition and other school fees (Note 22)	<b>30,625,479</b>	48,670,416
Current portion of lease liabilities (Note 29)	<b>53,289,586</b>	48,816,823
Income tax payable	<b>160,814</b>	89,530
<b>Total Current Liabilities</b>	<b>816,378,766</b>	831,333,288
<b>Noncurrent Liabilities</b>		
Interest-bearing loans and borrowings - net of current portion (Note 18)	<b>1,052,687,728</b>	1,333,358,223
Bonds payable (Note 19)	<b>2,980,515,064</b>	2,973,082,875
Lease liabilities - net of current portion (Note 29)	<b>264,324,776</b>	286,350,123
Pension liabilities - net (Note 28)	<b>63,382,032</b>	60,342,962
Other noncurrent liabilities (Note 20)	<b>19,557,546</b>	5,464,300
<b>Total Noncurrent Liabilities</b>	<b>4,380,467,146</b>	4,658,598,483
<b>Total Liabilities (Carried Forward)</b>	<b>5,196,845,912</b>	5,489,931,771



	<b>June 30</b>	
	<b>2022</b>	2021
Total Liabilities ( <i>Brought Forward</i> )	<b>₱5,196,845,912</b>	₱5,489,931,771
<b>Equity Attributable to Equity Holders of the Parent Company</b>		
Capital stock (Note 21)	<b>3,087,829,443</b>	3,087,829,443
Additional paid-in capital	<b>386,916,479</b>	386,916,479
Treasury stock (Note 21)	<b>(10,833,137)</b>	(10,833,137)
Cumulative actuarial gain (Note 28)	<b>9,775,594</b>	4,605,708
Unrealized fair value adjustment on equity instruments at FVOCI (Note 15)	<b>13,277,006</b>	12,032,214
Other equity reserve (Note 21)	<b>(46,104,556)</b>	(30,212,806)
Share in associates':		
Cumulative actuarial gain (Note 13)	<b>796,685</b>	630,627
Unrealized fair value loss on equity instruments at FVOCI (Note 13)	<b>(45,903)</b>	(40,661)
Retained earnings (Note 21)	<b>2,452,343,935</b>	2,351,763,085
Total Equity Attributable to Equity Holders of the Parent Company	<b>5,893,955,546</b>	5,802,690,952
<b>Equity Attributable to Non-controlling Interests</b>	<b>(1,703,604)</b>	(218,747)
Total Equity	<b>5,892,251,942</b>	5,802,472,205
<b>TOTAL LIABILITIES AND EQUITY</b>	<b>₱11,089,097,854</b>	₱11,292,403,976

*See accompanying Notes to the Consolidated Financial Statements.*



**STI EDUCATION SERVICES GROUP, INC.**  
**(A Private Educational Institution)**  
**AND SUBSIDIARIES**

**CONSOLIDATED STATEMENTS OF COMPREHENSIVE INCOME**  
**FOR THE YEARS ENDED AND JUNE 30, 2022 AND 2021 AND THE THREE-MONTH PERIOD**  
**ENDED JUNE 30, 2020**

	June 30, 2022 (One Year)	June 30, 2021 (One Year)	June 30, 2020 (Three Months - Notes 2 and 40)
<b>REVENUES (Note 22)</b>			
Sale of services:			
Tuition and other school fees	<b>₱1,823,948,963</b>	₱1,410,236,021	₱82,174,375
Educational services	<b>125,387,103</b>	107,311,098	21,182,148
Royalty fees	<b>12,386,738</b>	10,560,747	1,963,548
Others	<b>89,048,506</b>	68,472,630	6,232,058
Sale of goods -			
Sale of educational materials and supplies	<b>29,217,458</b>	24,003,336	76,549
	<b>2,079,988,768</b>	1,620,583,832	111,628,678
<b>COSTS AND EXPENSES</b>			
Cost of educational services (Note 24)	<b>725,615,500</b>	645,112,828	119,108,347
Cost of educational materials and supplies sold (Note 25)	<b>23,817,609</b>	19,397,346	55,497
General and administrative expenses (Note 26)	<b>913,763,626</b>	826,930,018	182,473,657
	<b>1,663,196,735</b>	1,491,440,192	301,637,501
<b>INCOME (LOSS) BEFORE OTHER INCOME (EXPENSES) AND INCOME TAX</b>	<b>416,792,033</b>	129,143,640	(190,008,823)
<b>OTHER INCOME (EXPENSES)</b>			
Interest expense (Notes 18, 19, 23 and 29)	<b>(289,270,749)</b>	(302,277,833)	(72,367,239)
Rental income (Note 29)	<b>55,022,242</b>	90,708,316	30,341,265
Foreign exchange gain - net (Note 5)	<b>45,835,048</b>	4,005,931	-
Interest income (Notes 5, 6 and 23)	<b>37,529,266</b>	3,738,387	956,490
Equity in net earnings (losses) of associates and joint venture (Note 13)	<b>(12,001,488)</b>	3,661,134	(1,783,119)
Gain on:			
Settlement of STI Tanay receivables, net of provision for impairment of noncurrent asset held for sale (Notes 10, 12 and 16)	<b>10,832,534</b>	-	-
Sale of property and equipment	<b>1,534,265</b>	57,610	-
Sale of noncurrent asset held for sale, net of capital gains tax (Note 10)	-	15,460,821	-
Recovery of accounts written off (Note 6)	<b>9,153,868</b>	6,440,065	107,449
Dividend income (Notes 9 and 15)	<b>1,199,289</b>	791,884	-
Fair value loss on equity instruments at FVPL (Note 9)	<b>(387,500)</b>	-	-
Loss on loan modification (Note 18)	-	(8,298,502)	-
Other income (expenses) - net (Note 29)	<b>(10,911,280)</b>	16,686,438	-
	<b>(151,464,505)</b>	(169,025,749)	(42,745,154)
<b>INCOME (LOSS) BEFORE INCOME TAX</b> <i>(Carried Forward)</i>	<b>265,327,528</b>	(39,882,109)	(232,753,977)



	June 30, 2022 (One Year)	June 30, 2021 (One Year)	June 30, 2020 (Three Months - Note 2 and 40)
<b>INCOME (LOSS) BEFORE INCOME TAX</b> <i>(Brought Forward)</i>	<b>₱265,327,528</b>	(₱39,882,109)	(₱232,753,977)
<b>PROVISION FOR (BENEFIT FROM)</b> <b>INCOME TAX</b> (Note 30)			
Current	<b>1,996,170</b>	174,406	–
Deferred	<b>10,067,128</b>	19,999,086	(15,907,041)
	<b>12,063,298</b>	20,173,492	(15,907,041)
<b>NET INCOME (LOSS)</b>	<b>253,264,230</b>	(60,055,601)	(216,846,936)
<b>OTHER COMPREHENSIVE INCOME (LOSS)</b>			
Items not to be reclassified to profit or loss in subsequent years:			
Remeasurement gain (loss) on pension liabilities (Note 28)	<b>5,319,314</b>	13,893,134	(7,552,038)
Tax effect on remeasurement loss (gain) on pension liabilities (Note 30)	<b>(149,428)</b>	(1,398,081)	755,204
Unrealized fair value adjustment on equity instruments at FVOCI (Note 15)	<b>1,244,792</b>	1,363,444	(338,064)
Share in associate's remeasurement gain on pension liability (Note 13)	<b>166,058</b>	158,937	3,168
Share in associate's unrealized fair value adjustment on equity instruments at FVOCI (Note 13)	<b>(5,242)</b>	(9,813)	(461)
<b>OTHER COMPREHENSIVE INCOME (LOSS), NET OF TAX</b>	<b>6,575,494</b>	14,007,621	(7,132,191)
<b>TOTAL COMPREHENSIVE INCOME (LOSS)</b>	<b>₱259,839,724</b>	(₱46,047,980)	(₱223,979,127)
<b>Net Income (Loss) Attributable To</b>			
Equity holders of the Parent Company	<b>₱254,674,709</b>	(₱56,914,526)	(₱214,665,165)
Non-controlling interests	<b>(1,410,479)</b>	(3,141,075)	(2,181,771)
	<b>₱253,264,230</b>	(₱60,055,601)	(₱216,846,936)
<b>Total Comprehensive Income (Loss) Attributable To</b>			
Equity holders of the Parent Company	<b>₱261,250,203</b>	(₱42,906,905)	(₱221,797,356)
Non-controlling interests	<b>(1,410,479)</b>	(3,141,075)	(2,181,771)
	<b>₱259,839,724</b>	(₱46,047,980)	(₱223,979,127)
<b>Basic/Diluted Earnings (Loss) Per Share on Net Income (Loss) Attributable to Equity Holders of the Parent Company</b> (Note 32)	<b>₱0.08</b>	(₱0.02)	(₱0.07)

See accompanying Notes to the Consolidated Financial Statements.



**STI EDUCATION SERVICES GROUP, INC.**  
**(A Private Educational Institution)**  
**AND SUBSIDIARIES**

**CONSOLIDATED STATEMENTS OF CHANGES IN EQUITY**  
**FOR THE YEARS ENDED JUNE 30, 2022 AND 2021 AND THE THREE-MONTH PERIOD ENDED JUNE 30, 2020**

	Capital Stock (Notes 1 and 21)	Additional Paid-in Capital	Treasury Stock (Note 21)	Cumulative Actuarial Gain (Loss) (Note 28)	Unrealized Fair Value Adjustment on Equity FVOCI (Note 15)	Other Equity Reserve (Note 21)	Share in Associates' Cumulative Gain (Note 13)	Share in Associates' Unrealized Fair Value Loss on Equity FVOCI (Note 13)	Other Comprehensive Income associated with Noncurrent Asset Held for Sale (Note 21)	Retained Earnings (Note 21)	Total	Equity Attributable to Non-controlling Interests	Total Equity
Balance at July 1, 2021	₱3,087,829,443	₱386,916,479	(₱10,833,137)	₱4,605,708	₱12,032,214	(₱30,212,806)	₱630,627	(₱40,661)	₱-	₱2,351,763,085	₱5,802,690,952	(₱218,747)	₱5,802,472,205
Net income	-	-	-	-	-	-	-	-	-	254,674,709	254,674,709	(1,410,479)	253,264,230
Other comprehensive income (loss)	-	-	-	5,169,886	1,244,792	-	166,058	(5,242)	-	-	6,575,494	-	6,575,494
Total comprehensive income (loss)	-	-	-	5,169,886	1,244,792	-	166,058	(5,242)	-	254,674,709	261,250,203	(1,410,479)	259,839,724
Dividend declaration (Note 21)	-	-	-	-	-	-	-	-	-	(154,093,859)	(154,093,859)	-	(154,093,859)
Acquisition of De Los Santos-STI College minority shares of stock (Note 21)	-	-	-	-	-	(15,891,750)	-	-	-	-	(15,891,750)	(74,378)	(15,966,128)
Balance at June 30, 2022	₱3,087,829,443	₱386,916,479	(₱10,833,137)	₱9,775,594	₱13,277,006	(₱46,104,556)	₱796,685	(₱45,903)	₱-	₱2,452,343,935	₱5,893,955,546	(₱1,703,604)	₱5,892,251,942
Balance at July 1, 2020	₱3,087,829,443	₱386,916,479	(₱10,833,137)	(₱7,889,345)	₱10,668,770	(₱30,941,455)	₱471,690	(₱30,848)	₱91,876,446	₱2,357,529,814	₱5,885,597,857	₱2,922,328	₱5,888,520,185
Net loss	-	-	-	-	-	-	-	-	-	(56,914,526)	(56,914,526)	(3,141,075)	(60,055,601)
Other comprehensive income (loss)	-	-	-	12,495,053	1,363,444	-	158,937	(9,813)	-	-	14,007,621	-	14,007,621
Total comprehensive income (loss)	-	-	-	12,495,053	1,363,444	-	158,937	(9,813)	-	(56,914,526)	(42,906,905)	(3,141,075)	(46,047,980)
Dividend declaration (Note 21)	-	-	-	-	-	-	-	-	-	(40,000,000)	(40,000,000)	-	(40,000,000)
Disposal of noncurrent asset held for sale (Note 10)	-	-	-	-	-	728,649	-	-	(91,876,446)	91,147,797	-	-	-
Balance at June 30, 2021	₱3,087,829,443	₱386,916,479	(₱10,833,137)	₱4,605,708	₱12,032,214	(₱30,212,806)	₱630,627	(₱40,661)	₱-	₱2,351,763,085	₱5,802,690,952	(₱218,747)	₱5,802,472,205
Balance at April 1, 2020	₱3,087,829,443	₱386,916,479	(₱10,833,137)	(₱1,092,511)	₱11,006,834	(₱30,941,455)	₱468,522	(₱30,387)	₱91,876,446	₱2,572,194,979	₱6,107,395,213	₱5,104,099	₱6,112,499,312
Net loss	-	-	-	-	-	-	-	-	-	(214,665,165)	(214,665,165)	(2,181,771)	(216,846,936)
Other comprehensive income (loss)	-	-	-	(6,796,834)	(338,064)	-	3,168	(461)	-	-	(7,132,191)	-	(7,132,191)
Total comprehensive income (loss)	-	-	-	(6,796,834)	(338,064)	-	3,168	(461)	-	(214,665,165)	(221,797,356)	(2,181,771)	(223,979,127)
Balance at June 30, 2020	₱3,087,829,443	₱386,916,479	(₱10,833,137)	(₱7,889,345)	₱10,668,770	(₱30,941,455)	₱471,690	(₱30,848)	₱91,876,446	₱2,357,529,814	₱5,885,597,857	₱2,922,328	₱5,888,520,185

See accompanying Notes to the Consolidated Financial Statements.



**STI EDUCATION SERVICES GROUP, INC.**  
**(A Private Educational Institution)**  
**AND SUBSIDIARIES**

**CONSOLIDATED STATEMENTS OF CASH FLOWS**  
**FOR THE YEARS ENDED JUNE 30, 2022 AND 2021 AND THE THREE-MONTH PERIOD**  
**ENDED JUNE 30, 2020**

	June 30, 2022 (One Year)	June 30, 2021 (One Year)	June 30, 2020 (Three Months - Note 2)
<b>CASH FLOWS FROM OPERATING ACTIVITIES</b>			
Income (loss) before income tax	<b>₱265,327,528</b>	(₱39,882,109)	(₱232,753,977)
Adjustments to reconcile income (loss) before income tax to net cash flows:			
Depreciation and amortization (Notes 11, 12, 16, 24 and 26)	<b>481,167,163</b>	486,556,911	126,873,257
Interest expense (Notes 18, 19, 23 and 29)	<b>289,270,749</b>	302,277,833	72,367,239
Unrealized foreign exchange gain - net (Note 5)	<b>(44,561,806)</b>	(679,400)	-
Interest income (Notes 5, 6 and 23)	<b>(37,529,266)</b>	(3,738,387)	(956,490)
Equity in net losses (earnings) of associates and joint venture (Note 13)	<b>12,001,488</b>	(3,661,134)	1,783,119
Gain on:			
Settlement of STI Tanay receivable, net of provision for impairment of noncurrent asset held for sale (Note 12)	<b>(10,832,534)</b>	-	-
Sale of property and equipment	<b>(1,534,265)</b>	(57,610)	-
Sale of noncurrent asset held for sale, net of capital gains tax (Note 10)	-	(15,460,821)	-
Movements in pension (Note 28)	<b>8,358,384</b>	7,737,092	2,802,731
Income on rent concessions (Note 29)	<b>(6,054,606)</b>	(17,677,038)	-
Provision for impairment of:			
Goodwill (Notes 16 and 26)	<b>3,806,174</b>	-	-
Investments in and advances to associates and joint venture (Notes 13 and 26)	-	10,265,554	-
Dividend income (Notes 9 and 15)	<b>(1,199,289)</b>	(791,884)	-
Fair value loss on equity instruments at FVPL (Note 9)	<b>387,500</b>		
Loss on loan modification (Note 18)	-	8,298,502	-
Operating income (loss) before working capital changes	<b>958,607,220</b>	733,187,509	(29,884,121)
Decrease (increase) in:			
Receivables	<b>(74,701,464)</b>	(92,816,113)	219,795,673
Inventories	<b>19,361,673</b>	(39,902,139)	(715,564)
Prepaid expenses and other current assets	<b>(7,270,149)</b>	(16,383,151)	10,100,607
Increase (decrease) in:			
Accounts payable and other current liabilities	<b>(83,171,134)</b>	(58,706,901)	41,491,391
Unearned tuition and other school fees	<b>30,625,479</b>	48,670,417	(154,614,248)
Other noncurrent liabilities	<b>14,093,246</b>	(47,651,967)	(18,423,307)
Net cash generated from operations	<b>857,544,871</b>	526,397,655	67,750,431
Interest received	<b>20,436,394</b>	3,738,387	956,490
Income tax paid	<b>(123,877)</b>	(1,177,794)	(1,074,766)
Net cash provided by operating activities	<b>877,857,388</b>	528,958,248	67,632,155
<b>CASH FLOWS FROM INVESTING ACTIVITIES</b>			
Acquisitions of:			
Property and equipment (Notes 11 and 38)	<b>(86,318,224)</b>	(265,278,645)	(33,293,902)
Investment properties (Notes 12 and 38)	<b>(34,230,335)</b>	-	-
Equity instruments at FVPL (Note 9)	<b>(9,997,500)</b>	-	-

(Forward)



	June 30, 2022 (One Year)	June 30, 2021 (One Year)	June 30, 2020 (Three Months - Note 2)
Decrease (increase) in:			
Intangible assets and other noncurrent assets (Note 16)	<b>(₱16,947,326)</b>	₱4,589,019	(₱2,561,272)
Advances to associates and joint venture (Note 12)	-	(10,265,554)	-
Dividend received (Notes 9, 13 and 15)	<b>6,995,502</b>	1,851,602	-
Proceeds from:			
Sale of property and equipment (Note 11)	<b>1,652,430</b>	64,231	-
Sale of noncurrent asset held for sale (Note 10)	-	480,540,000	-
Capital gains tax paid (Note 10)	-	(45,963,285)	-
Net cash provided by (used in) investing activities	<b>(138,845,453)</b>	165,537,368	(35,855,174)
<b>CASH FLOWS FROM FINANCING ACTIVITIES</b>			
Payments of:			
Interests	<b>(266,791,362)</b>	(270,581,931)	(46,681,520)
Long-term loans (Note 18)	<b>(249,544,753)</b>	(120,000,000)	-
Dividends (Note 21)	<b>(153,667,156)</b>	(39,998,062)	-
Lease liabilities (Note 29)	<b>(73,175,691)</b>	(65,611,278)	(18,598,185)
Short-term loans (Note 18)	-	(400,000,000)	-
Net proceeds from:			
Long-term loans (Note 18)	-	397,000,000	-
Short-term loans (Note 18)	-	400,000,000	-
Landbank ACADEME Program (Note 18)	-	21,971,627	-
Net cash used in financing activities	<b>(743,178,962)</b>	(77,219,644)	(65,279,705)
<b>EFFECT OF EXCHANGE RATE CHANGES ON CASH AND CASH EQUIVALENTS</b>	<b>44,561,806</b>	679,400	-
<b>NET INCREASE (DECREASE) IN CASH AND CASH EQUIVALENTS</b>	<b>40,394,779</b>	617,955,372	(33,502,724)
<b>CASH AND CASH EQUIVALENTS AT BEGINNING OF PERIOD</b>	<b>1,202,134,686</b>	584,179,314	617,682,038
<b>CASH AND CASH EQUIVALENTS AT END OF PERIOD (Note 5)</b>	<b>₱1,242,529,465</b>	₱1,202,134,686	₱584,179,314

*See accompanying Notes to the Consolidated Financial Statements.*



# STI EDUCATION SERVICES GROUP, INC.

(A Private Educational Institution)

## AND SUBSIDIARIES

---

### NOTES TO THE CONSOLIDATED FINANCIAL STATEMENTS

---

#### 1. Corporate Information

##### a. General

STI Education Services Group, Inc. (STI ESG or the Parent Company) and its subsidiaries (hereafter collectively referred to as the “Group”) are all incorporated in the Philippines and registered with the Philippine Securities and Exchange Commission (SEC). The Parent Company was incorporated on June 2, 1983 and is involved in establishing, maintaining, and operating educational institutions to provide pre-elementary, elementary, secondary and tertiary as well as post-graduate courses, post-secondary and lower tertiary non-degree programs. The Group also develops, adopts and/or acquires, entirely or in part, such curricula or academic services as may be necessary in the pursuance of its main activities, relating but not limited to information technology services, information technology-enabled services, education, hotel and restaurant management, engineering and business studies. The Group is also offering Senior High School (SHS).

The registered office address of the Parent Company is STI Academic Center Ortigas-Cainta Ortigas Avenue Extension, Cainta, Rizal.

STI ESG is 98.66%-owned by STI Education Systems Holdings, Inc. (STI Holdings) which is the ultimate parent company of the Group. STI Holdings is a company incorporated in the Philippines and is listed in the Philippine Stock Exchange (PSE).

The Parent Company has investments in several entities which own and operate STI schools. STI schools may be operated either by: (a) the Parent Company; (b) its subsidiaries; or (c) independent entrepreneurs (referred to as “franchisees”) under the terms of licensing agreements with the Parent Company. Other features of the licensing agreements are as follows:

- Exclusive right to use proprietary marks and information such as but not limited to courseware programs, operational manuals, methods, standards, systems, that are used exclusively in the STI network of schools;
- Continuing programs for faculty and personnel development, including evaluation and audit of pertinent staff;
- Development and adoption of the enrollment and registration system;
- Assistance on matters pertaining to financial and accounting procedures, faculty recruitment and selection, marketing and promotion, record keeping and others.

##### b. Merger with several majority and wholly-owned subsidiaries

On December 9, 2010, STI ESG’s stockholders approved the following mergers:

- Phase 1: The merger of three (3) majority owned schools and fourteen (14) wholly-owned schools with STI ESG, with STI ESG as the surviving entity. The Phase 1 merger was approved by the Commission on Higher Education (CHED) and the SEC on March 15, 2011 and May 6, 2011, respectively.





- Phase 2: The merger of one (1) majority owned school and eight (8) wholly-owned pre-operating schools with STI ESG, with STI ESG as the surviving entity. The Phase 2 merger was approved by the CHED and the SEC on July 18, 2011 and August 31, 2011, respectively.
- Phase 3: On August 30, 2017, the SEC approved the application for merger of STI College Taft, Inc. (STI Taft) and STI College Dagupan, Inc. (STI Dagupan) with STI ESG as the surviving entity.

On September 25, 2013, STI ESG's Board of Directors (BOD) approved an amendment to the Phase 1 and 2 mergers whereby STI ESG would issue shares at par value, to the stockholders of the non-controlling interests. In 2014, STI ESG issued 1.9 million additional shares at par value to the stockholders of one of the merged schools. As at the report date, the amendment is still pending approval by the SEC.

Also, STI ESG requested for confirmatory ruling on the tax-free mergers covered by Phase 1 and Phase 3, from the Bureau of Internal Revenue (BIR). As a response to the request made for the Phase 3 merger, through a letter dated September 28, 2022, the BIR informed STI ESG that Section 40 C.2 of the Tax Code, as amended by RA No. 11534 or the CREATE Act, now mandates that for purposes of availing the tax exemption, prior BIR confirmatory ruling is no longer required. In this regard, STI ESG and the merged schools can implement the said transaction. The reply to the request for a confirmatory ruling for the Phase 1 merger is still pending from the BIR as at report date.

On September 5, 2019, the BOD of STI ESG approved the amendment of the following provisions to its By-Laws: (1) change of the principal address from Makati, Metro Manila to STI Academic Center Ortigas-Cainta, Ortigas Avenue Extension, Cainta, Rizal 1900; (2) change the Nominations Committee to Corporate Governance Committee; (3) change of the fiscal year from beginning April 1 of each year and ending on March 31 of the following year to beginning July 1 of each year and ending on June 30 of the following year; and, (4) change of the date of its annual stockholders' meeting from every first Thursday of September of each year to every first Thursday of November of each year. The SEC approved the amendments on November 4, 2019. The BIR approved STI ESG's application for the change in accounting period on August 27, 2020.

On November 11, 2019, the SEC approved the incorporation of STI Training Academy, Inc. (STI Training Academy) with STI ESG owning 100.0% of the subscribed and issued capital stock. STI Training Academy is established to operate an assessment center and a training center which shall provide courses of study for seafarers, officers, cadets and other individuals involved or interested in maritime operations, subject to laws of the Philippines and various international regulations that regulate maritime operations, including training programs with Technical Education and Skills Development Authority (TESDA); and to provide other professional courses and training, such as tanker courses and their allied and security courses, stewarding and culinary courses. In a letter dated August 25, 2022, the Maritime Industry Authority (MARINA) informed STI Training Academy that the latter's application for accreditation as a Maritime Training Institution (MTI) is granted. This will enable STI Training Academy to start offering training courses that are tailor-fit to certain shipping lines or industries.

In September 2020, STI ESG announced the suspension of the operations of some of its owned schools namely: STI Cebu, STI Iloilo, STI Quezon Avenue and STI Tuguegarao and cessation of operations of STI Pagadian effective SY 2020-2021. Similarly, STI ESG announced the cessation of operations of some of its franchised schools namely: STI College Bohol, Inc. (STI Bohol), STI College Recto, Inc. (STI Recto), Sungold Technologies, Inc. (STI Zamboanga), STI College Pasay, Inc. (STI Pasay), STI College Dipolog, Inc. (STI Dipolog), STI College San Francisco, Inc. (STI San Francisco) and suspension of operations of STI College Parañaque, Inc. (STI Parañaque)



effective SY 2020-2021. STI College San Fernando City, Inc. (STI La Union), a franchised school, informed CHED in June 2021, and the Department of Education (DepEd) and TESDA in July 2021 of its decision not to accept enrollees for SY 2021-2022. Further, STI Iloilo ceased to operate effective SY 2022-2023. STI ESG determined that continuing the operations of these schools was no longer viable due to low enrollment turnout and/or the high cost of rental of facilities. As at June 30, 2022, STI ESG's network of operating schools totals 63 schools with 35 owned schools and 28 franchised schools comprising 60 colleges and 3 education centers. Back in September 2020, the students enrolled in the aforementioned schools which were either suspended or closed, were given the option to transfer to other STI schools. The suspension and cessation of operations of the STI schools mentioned above did not have a material financial impact to the Group.

On August 5, 2022, CHED approved the site transfer of STI QA to Tanay, Rizal subject to compliance with certain requirements. STI QA has resumed operations on its new site in Tanay, Rizal beginning SY 2022-2023. The permit from DepEd to conduct senior high school classes is still in process as of report date.

The establishment, operation, administration and management of schools are subject to the existing laws, rules and regulations, policies, and standards of DepEd, TESDA and CHED pursuant to Batas Pambansa Bilang 232, otherwise known as the "Education Act of 1982," Republic Act (RA) No. 7796, otherwise known as the "TESDA Act of 1994," and RA No. 7722, otherwise known as the "Higher Education Act of 1994," respectively.

The accompanying consolidated financial statements were approved and authorized for issue by the BOD on October 10, 2022.

---

## 2. Basis of Preparation and Summary of the Group's Significant Accounting Policies

### Basis of Preparation

The accompanying consolidated financial statements have been prepared on a historical cost basis, except for noncurrent asset held for sale which has been measured at fair value less costs to sell and equity instruments at FVOCI and equity instruments at FVPL which have been measured at fair value. The consolidated financial statements are presented in Philippine Peso (₱), which is the Parent Company's functional and presentation currency, and all values are rounded to the nearest Peso, except when otherwise indicated.

The Group's short-period consolidated financial statements as at and for the three-month period ended June 30, 2020 have been prepared pursuant to STI ESG's change in accounting period from fiscal year ending March 31 to fiscal year ending June 30, as discussed in Note 1 and in compliance with statutory requirements. The amounts reflected in the June 30, 2020 consolidated statement of comprehensive income, consolidated statement of changes in equity and consolidated statement of cash flows, and the related notes are for three-months and, accordingly, are not comparable with the amounts in the June 30, 2022 and 2021 consolidated financial statements with each pertaining to a whole year.



### Seasonality of Operations

The Group's business is linked to the academic cycle. The academic cycle, which is one academic year, starts in September and ends in June of the following year. The Group transitioned to full remote learning with the imposition of the community quarantine restrictions around the country for SYs 2020-2021 and 2021-2022 (see Note 41).

STI ESG introduced the Online and Onsite Education at STI (ONE STI) Learning Model in SY 2020-2021. The ONE STI Learning Model is an innovative approach in student development that uses digital tools and online technology combined with invaluable hands-on practice and onsite engagements to achieve the students' academic objectives through a responsive learning experience. The Group uses a world-class and award-winning learning management system that is being used by schools and universities across the globe. This cloud-based eLearning tool gives teachers and students a two-way platform where they can collaborate, assign and submit homework, take assessments, and track learning progress, among others. The concept of online learning is not new to the Group, as the schools in the network have already implemented a blended learning model for the past six years in order that the students may continue their studies at home uninterrupted despite the physical classroom disruptions.

Onsite learning refers to school activities to be conducted on-campus. Onsite activities shall follow the latest regulations issued by the Inter-Agency Task Force for the Management of Emerging Infectious Diseases (IATF), DepEd for SHS, TESDA, and CHED for tertiary. Since onsite activities are prohibited by a government agency, activities or modules are delivered 100% online for SY 2020-2021. For most of SY 2021-2022, face-to-face classes remain suspended and thus the Group has continued to conduct classes online. The Group has gradually started to implement limited face-to-face classes for schools in areas under Alert Level 1 for identified high-stake tertiary courses and SHS students beginning February 2022 and April 2022, respectively. High-stake tertiary courses refer to subjects or courses with laboratory components where the skills expected to be gained by the students are better acquired in a face-to-face class setup because actual demonstration and practice of competencies are significant in the learning process.

The Group is continuously ensuring adherence to the guidelines set by the IATF, CHED, DepEd, local government units (LGUs), and all pertinent agencies that have released information on the conduct of the limited face-to-face classes.

The revenues of the Group, which are mainly from tuition and other school fees, are recognized as income over the corresponding academic year to which they pertain. Accordingly, the revenue of the Group is expected to be lower during the first quarter of the fiscal year as compared to the other quarters if the number of enrollees remains constant. This information is provided to allow for a proper appreciation of the results of operations of the Group. However, management has concluded that the Group's operation is not highly seasonal.

### Statement of Compliance

The accompanying consolidated financial statements have been prepared in accordance with Philippine Financial Reporting Standards (PFRSs). PFRS include statements named PFRS, Philippine Accounting Standards (PAS) and Philippine Interpretations based on equivalent interpretations from the International Financial Reporting Interpretations Committee (IFRIC) adopted by the Philippine Financial Reporting Standards Council (FRSC).

### Basis of Consolidation

The consolidated financial statements comprise the financial statements of the Parent Company and its subsidiaries as at June 30, 2022 and 2021 and for the years ended June 30, 2022 and 2021 and the three months ended June 30, 2020.



Control is achieved when the Group is exposed, or has rights, to variable returns from its involvement with the investee and has the ability to affect those returns through its power over the investee.

Specifically, the Parent Company controls an investee, if and only if, the Parent Company has:

- Power over the investee (i.e. existing rights that give it the current ability to direct the relevant activities of the investee)
- Exposure, or rights, to variable returns from its involvement with the investee, and
- The ability to use its power over the investee to affect its returns

When the Parent Company has less than a majority of the voting or similar rights of an investee, the Parent Company considers all relevant facts and circumstances in assessing whether it has power over an investee, including:

- The contractual arrangement with the other vote holders of the investee
- Rights arising from other contractual arrangements
- The Parent Company's voting rights and potential voting rights

The Parent Company re-assesses whether or not it controls an investee if facts and circumstances indicate that there are changes to one or more of the three elements of control. Consolidation of a subsidiary begins when the Parent Company obtains control over the subsidiary and ceases when the Parent Company loses control of the subsidiary. Assets, liabilities, income and expenses of a subsidiary acquired or disposed of during the period are included in the consolidated statement of comprehensive income from the date the Parent Company gains control until the date the Parent Company ceases to control the subsidiary.

Profit or loss and each component of other comprehensive income (OCI) are attributed to the equity holders of the Parent Company and to the non-controlling interests, even if this results in the non-controlling interests having a deficit balance. When necessary, adjustments are made to the financial statements of subsidiaries to bring their accounting policies into line with the Group's accounting policies. All intra-group assets and liabilities, equity, income, expenses and cash flows relating to transactions between members of the Group are eliminated in full on consolidation.

A change in the ownership interest of a subsidiary, without a loss of control, is accounted for as an equity transaction. If the Parent Company loses control over a subsidiary, it derecognizes the related assets (including goodwill), liabilities, non-controlling interest and other components of equity, while any resultant gain or loss is recognized in profit or loss. Any investment retained is recognized at fair value.

The subsidiaries of the Parent Company, which are all incorporated in the Philippines, are as follows:

Subsidiaries	Principal Activities	Effective Percentage of Ownership					
		June 30, 2022		June 30, 2021		June 30, 2020	
		Direct	Indirect	Direct	Indirect	Direct	Indirect
STI College Tuguegarao, Inc. (STI Tuguegarao)	Educational Institution	100	–	100	–	100	–
STI College of Kalookan, Inc. (STI Caloocan) <sup>(a)</sup>	Educational Institution	100	–	100	–	100	–
STI College Batangas, Inc. (STI Batangas)	Educational Institution	100	–	100	–	100	–
STI College Iloilo, Inc. (STI Iloilo)	Educational Institution	100	–	100	–	100	–
STI College Tanauan, Inc. (STI Tanauan)	Educational Institution	100	–	100	–	100	–
STI Lipa, Inc. (STI Lipa)	Educational Institution	100	–	100	–	100	–



Subsidiaries	Principal Activities	Effective Percentage of Ownership					
		June 30, 2022		June 30, 2021		June 30, 2020	
		Direct	Indirect	Direct	Indirect	Direct	Indirect
STI College Pagadian, Inc. (STI Pagadian)	Educational Institution	100	–	100	–	100	–
STI College Novaliches, Inc. (STI Novaliches)	Educational Institution	100	–	100	–	100	–
STI College of Santa Maria, Inc. (STI Sta. Maria)	Educational Institution	100	–	100	–	100	–
STI Training Academy	Educational Institution	100	–	100	–	–	–
NAMEI Polytechnic Institute of Mandaluyong, Inc.	Educational Institution	100	–	100	–	–	–
NAMEI Polytechnic Institute, Inc.	Educational Institution	94	–	94	–	94	–
De Los Santos-STI College, Inc. (De Los Santos-STI College) <sup>(b)</sup>	Educational Institution	100	–	52	–	52	–
STI College Quezon Avenue, Inc. (STI QA) <sup>(c)</sup>	Educational Institution	–	100	–	52	–	52

<sup>(a)</sup> A subsidiary through a management contract (see Note 4)

<sup>(b)</sup> In June 2016, De Los Santos-STI College suspended its operations for SYs 2016-2017 and 2017-2018 as a result of the implementation of the Government's K to 12 program. De Los Santos-STI College became a wholly-owned subsidiary of the Parent Company effective August 4, 2021 (see Note 21). De Los Santos-STI College has not resumed its school operations as at October 10, 2022.

<sup>(c)</sup> A wholly-owned subsidiary of De Los Santos-STI College. In September 2020, STI QA suspended its operations for SY 2020-2021 and SY 2021-2022. On August 5, 2022, CHED approved the site transfer of STI QA to Tanay, Rizal subject to compliance to certain requirements. STI QA has resumed operations on its new site in Tanay, Rizal beginning SY 2022-2023 (see note 1).

**Accounting Policies of Subsidiaries.** The separate financial statements of the subsidiaries are prepared using uniform accounting policies for similar transactions and other events in similar circumstances.

The consolidated financial statements include the accounts of the Parent Company and its subsidiaries as at June 30, except for the accounts of STI Tuguegarao, STI Caloocan, STI Iloilo and NAMEI whose financial reporting date ends on December 31; and STI Batangas, STI Novaliches, STI Tanauan, STI Lipa, STI Pagadian, STI Sta. Maria, De Los Santos-STI College and STI QA whose financial reporting date ends on March 31. Adjustments are made for the effects of significant transactions or events that occur between the financial reporting date of the above-mentioned subsidiaries and the financial reporting date of the Group's consolidated financial statements.

**Non-controlling Interests.** Non-controlling interests represent the portion of profit or loss and net assets in the subsidiaries not held by the Parent Company and are presented in profit or loss and within equity in the consolidated statement of financial position, separately from equity attributable to equity holders of the Parent Company.

On transactions with non-controlling interests without loss of control, the difference between the fair value of the consideration and the book value of the share in the net assets acquired or disposed of is treated as an equity transaction and is presented as "Other equity reserve" within the equity section of the consolidated statement of financial position.

#### Changes in Accounting Policies and Disclosures

The accounting policies adopted are consistent with those of the previous financial year, except for the adoption of new and amended standards effective July 1, 2021. The adoption of these new standards and amendments did not have any significant impact on the consolidated financial statements except otherwise stated.



- Amendments to PFRS 9, PFRS 7, PFRS 4 and PFRS 16, *Interest Rate Benchmark Reform – Phase 2*

The amendments provide the following temporary reliefs which address the financial reporting effects when an interbank offered rate (IBOR) is replaced with an alternative nearly risk-free interest rate (RFR):

- Practical expedient for changes in the basis for determining the contractual cash flows as a result of IBOR reform
- Relief from discontinuing hedging relationships
- Relief from the separately identifiable requirement when an RFR instrument is designated as a hedge of a risk component

The Group shall also disclose information about:

- The nature and extent of risks to which the entity is exposed arising from financial instruments subject to IBOR reform, and how the entity manages those risks; and
- Their progress in completing the transition to alternative benchmark rates, and how the entity is managing that transition.

The amendments are effective for annual reporting periods beginning on or after January 1, 2021 and must be applied retrospectively, however, the Group is not required to restate prior periods.

#### Standards Issued but Not Yet Effective

The standards and interpretations that are issued but not yet effective for the year ended June 30, 2022 are listed below. The Group intends to adopt these standards when they become effective. The adoption of these standards and interpretations is not expected to have any significant impact on the consolidated financial statements, except otherwise stated.

#### *Effective beginning on or after July 1, 2022*

- Amendments to PFRS 3, *Reference to the Conceptual Framework*

The amendments are intended to replace a reference to the Framework for the Preparation and Presentation of Financial Statements, issued in 1989, with a reference to the Conceptual Framework for Financial Reporting issued in March 2018 without significantly changing its requirements. The amendments added an exception to the recognition principle of PFRS 3, *Business Combinations* to avoid the issue of potential ‘day 2’ gains or losses arising for liabilities and contingent liabilities that would be within the scope of PAS 37, *Provisions, Contingent Liabilities and Contingent Assets* or Philippine-IFRIC 21, *Levies*, if incurred separately.

At the same time, the amendments add a new paragraph to PFRS 3 to clarify that contingent assets do not qualify for recognition at the acquisition date.

The amendments are effective for annual reporting periods beginning on or after January 1, 2022 and must be applied prospectively.

- Amendments to PAS 16, *Plant and Equipment: Proceeds before Intended Use*

The amendments prohibit entities from deducting the cost of an item of property, plant and equipment, any proceeds from selling items produced while bringing that asset to the location and condition necessary for it to be capable of operating in the manner intended by management. Instead, an entity recognizes the proceeds from selling such items, and the costs of producing those items, in profit or loss.



The amendments are effective for annual reporting periods beginning on or after January 1, 2022 and must be applied retrospectively to items of property, plant and equipment made available for use on or after the beginning of the earliest period presented when the entity first applies the amendment.

- Amendments to PAS 37, *Onerous Contracts – Costs of Fulfilling a Contract*

The amendments specify which costs an entity needs to include when assessing whether a contract is onerous or loss-making. The amendments apply a “directly related cost approach”. The costs that relate directly to a contract to provide goods or services include both incremental costs and an allocation of costs directly related to contract activities. General and administrative costs do not relate directly to a contract and are excluded unless they are explicitly chargeable to the counterparty under the contract.

The amendments are effective for annual reporting periods beginning on or after January 1, 2022. The Group will apply these amendments to contracts for which it has not yet fulfilled all its obligations at the beginning of the annual reporting period in which it first applies the amendments. The Group is currently assessing the impact of adopting the amendments to PAS 37.

#### Annual Improvements to PFRSs 2018-2020 Cycle

- Amendments to PFRS 1, *First-time Adoption of Philippines Financial Reporting Standards, Subsidiary as a first-time adopter*

The amendments permit a subsidiary that elects to apply paragraph D16(a) of PFRS 1 to measure cumulative translation differences using the amounts reported by the parent, based on the parent’s date of transition to PFRS. This amendment is also applied to an associate or joint venture that elects to apply paragraph D16(a) of PFRS 1.

The amendments are effective for annual reporting periods beginning on or after January 1, 2022 with earlier adoption permitted. The amendments have no impact on the Group since the Group’s subsidiaries, associates and joint ventures are not first-time adopter of PFRSs.

- Amendments to PFRS 9, *Financial Instruments, Fees in the ‘10 per cent’ test for derecognition of financial liabilities*

The amendments clarify the fees that an entity includes when assessing whether the terms of a new or modified financial liability are substantially different from the terms of the original financial liability. These fees include only those paid or received between the borrower and the lender, including fees paid or received by either the borrower or lender on the other’s behalf. An entity applies the amendment to financial liabilities that are modified or exchanged on or after the beginning of the annual reporting period in which the entity first applies the amendment.

The amendments are effective for annual reporting periods beginning on or after January 1, 2022 with earlier adoption permitted. The Group will apply the amendments to financial liabilities that are modified or exchanged on or after the beginning of the annual reporting period in which the entity first applies the amendment.



- Amendments to PAS 41, *Agriculture, Taxation in fair value measurements*

The amendments remove the requirement in paragraph 22 of PAS 41 that entities exclude cash flows for taxation when measuring the fair value of assets within the scope of PAS 41.

An entity applies the amendments prospectively to fair value measurements on or after the beginning of the first annual reporting period beginning on or after January 1, 2022 with earlier adoption permitted.

The amendments are not applicable to the Group since none of the entities within the Group has activities that are related with agriculture.

*Effective beginning on or after July 1, 2023*

- Amendments to PAS 1, *Classification of Liabilities as Current or Non-current*

The amendments clarify paragraphs 69 to 76 of PAS 1, *Presentation of Financial Statements*, to specify the requirements for classifying liabilities as current or non-current. The amendments clarify:

- What is meant by a right to defer settlement
- That a right to defer must exist at the end of the reporting period
- That classification is unaffected by the likelihood that an entity will exercise its deferral right
- That only if an embedded derivative in a convertible liability is itself an equity instrument would the terms of a liability not impact its classification

The amendments are effective for annual reporting periods beginning on or after January 1, 2023 and must be applied retrospectively.

- Amendments to PAS 8, *Definition of Accounting Estimates*

The amendments introduce a new definition of accounting estimates and clarify the distinction between changes in accounting estimates and changes in accounting policies and the correction of errors. Also, the amendments clarify that the effects on an accounting estimate of a change in an input or a change in a measurement technique are changes in accounting estimates if they do not result from the correction of prior period errors.

An entity applies the amendments to changes in accounting policies and changes in accounting estimates that occur on or after January 1, 2023 with earlier adoption permitted.

- Amendments to PAS 12, *Deferred Tax related to Assets and Liabilities arising from a Single Transaction*

The amendments narrow the scope of the initial recognition exception under PAS 12, so that it no longer applies to transactions that give rise to equal taxable and deductible temporary differences.

The amendments also clarify that where payments that settle a liability are deductible for tax purposes, it is a matter of judgment (having considered the applicable tax law) whether such deductions are attributable for tax purposes to the liability recognized in the financial statements (and interest expense) or to the related asset component (and interest expense).





An entity applies the amendments to transactions that occur on or after the beginning of the earliest comparative period presented for annual reporting periods on or after January 1, 2023. The Group is currently assessing the impact of adopting the amendments to PAS 12.

- Amendments to PAS 1 and PFRS Practice Statement 2, *Disclosure of Accounting Policies*

The amendments provide guidance and examples to help entities apply materiality judgements to accounting policy disclosures. The amendments aim to help entities provide accounting policy disclosures that are more useful by:

- Replacing the requirement for entities to disclose their ‘significant’ accounting policies with a requirement to disclose their ‘material’ accounting policies, and
- Adding guidance on how entities apply the concept of materiality in making decisions about accounting policy disclosures

The amendments to the Practice Statement provide non-mandatory guidance. Meanwhile, the amendments to PAS 1 are effective for annual periods beginning on or after July 1, 2023. Early application is permitted as long as this fact is disclosed. The amendments are not expected to have a material impact on the Group.

- PFRS 17, *Insurance Contracts*

PFRS 17 is a comprehensive new accounting standard for insurance contracts covering recognition and measurement, presentation and disclosure. Once effective, PFRS 17 will replace PFRS 4, *Insurance Contracts*. This new standard on insurance contracts applies to all types of insurance contracts (i.e., life, non-life, direct insurance and re-insurance), regardless of the type of entities that issue them, as well as to certain guarantees and financial instruments with discretionary participation features. A few scope exceptions will apply.

The overall objective of PFRS 17 is to provide an accounting model for insurance contracts that is more useful and consistent for insurers. In contrast to the requirements in PFRS 4, which are largely based on grandfathering previous local accounting policies, PFRS 17 provides a comprehensive model for insurance contracts, covering all relevant accounting aspects. The core of PFRS 17 is the general model, supplemented by:

- A specific adaptation for contracts with direct participation features (the variable fee approach)
- A simplified approach (the premium allocation approach) mainly for short-duration contracts

PFRS 17 is effective for reporting periods beginning on or after January 1, 2023, with comparative figures required. Early application is permitted.

The amendments are not applicable to the Group since none of the entities within the Group have activities that are predominantly connected with insurance or issuance of insurance contracts.

#### *Deferred effectivity*

- Amendments to PFRS 10, *Consolidated Financial Statements* and PAS 28, *Sale or Contribution of Assets between an Investor and its Associate or Joint Venture*

The amendments address the conflict between PFRS 10 and PAS 28 in dealing with the loss of control of a subsidiary that is sold or contributed to an associate or joint venture. The amendments clarify that a full gain or loss is recognized when a transfer to an associate or joint venture involves a business as defined in PFRS 3. Any gain or loss resulting from the sale or contribution of assets



that does not constitute a business, however, is recognized only to the extent of unrelated investors' interests in the associate or joint venture.

On January 13, 2016, the Financial Reporting Standards Council deferred the original effective date of January 1, 2016 of the said amendments until the International Accounting Standards Board has completed its broader review of the research project on equity accounting that may result in the simplification of accounting for such transactions and of other aspects of accounting for associates and joint ventures.

The Group has not early adopted the previously mentioned standards. The Group continues to assess the impact of the above new, amended and improved accounting standards and interpretations that are effective subsequent to June 30, 2022 on its consolidated financial statements in the period of initial application. Additional disclosures required by these amendments will be included in the consolidated financial statements when these amendments are adopted.

#### Business Combination and Goodwill

Business combinations are accounted for using the acquisition method. The cost of an acquisition is measured as the aggregate of the consideration transferred, measured at acquisition date fair value and the amount of any non-controlling interest in the acquiree. For each business combination, the Group elects whether to measure the non-controlling interest in the acquiree either at fair value or at the proportionate share in the acquiree's identifiable net assets. Acquisition-related costs are expensed and included in administrative expenses.

When the Group acquires a business, it assesses the financial assets and liabilities assumed for appropriate classification and designation in accordance with the contractual terms, economic circumstances and pertinent conditions as at the acquisition date. This includes the separation of embedded derivatives in host contracts by the acquiree.

If the business combination is achieved in stages, any previously held equity interest in the acquiree is remeasured at its acquisition date fair value and any resulting gain or loss is recognized in profit or loss. It is then considered in the determination of goodwill. Any contingent consideration to be transferred by the acquirer will be recognized at fair value at the acquisition date. Contingent consideration classified as an asset or liability that is a financial instrument and within the scope of PFRS 9, *Financial Instruments*, is measured at fair value with the changes in fair value recognized in profit or loss in accordance with PFRS 9. Other contingent consideration that is not within the scope of PFRS 9 is measured at fair value at each reporting date with changes in fair value recognized in profit or loss.

Goodwill acquired in a business combination is initially measured at cost (being the excess of the aggregate of the consideration transferred and the amount recognized for non-controlling interests and any previous interest held over the net identifiable assets acquired and liabilities assumed). If the fair value of the net assets acquired is in excess of the aggregate consideration transferred, the Group reassesses whether it has correctly identified all of the assets acquired and all of the liabilities assumed and reviews the procedures used to measure the amounts to be recognized at the acquisition date. If the reassessment still results in an excess of the fair value of net assets acquired over the aggregate consideration transferred, then the gain is recognized in profit or loss.

After initial recognition, goodwill is measured at cost less any accumulated impairment losses. For the purpose of impairment testing, goodwill acquired in a business combination is, from the acquisition date, allocated to each of the Group's cash-generating unit (CGU) that are expected to benefit from the combination, irrespective of whether other assets or liabilities of the acquiree are assigned to those units.



Where goodwill has been allocated to a CGU and part of the operation within that unit is disposed of, the goodwill associated with the operation disposed of is included in the carrying amount of the operation when determining the gain or loss on disposal of the operation. Goodwill disposed of in this circumstance is measured based on the relative values of the operation disposed of and the portion of the CGU retained.

#### Current versus Noncurrent Classification

The Group presents assets and liabilities in the consolidated statement of financial position based on current/noncurrent classification.

An asset is current when:

- It is expected to be realized or intended to be sold or consumed in the normal operating cycle;
- It is held primarily for the purpose of trading;
- It is expected to be realized within twelve months after the reporting period; or
- It is cash or cash equivalent unless restricted from being exchanged or used to settle a liability for at least twelve months after the reporting period.

All other assets are classified as noncurrent.

A liability is current when:

- It is expected to be settled in the normal operating cycle;
- It is held primarily for the purpose of trading;
- It is due to be settled within twelve months after the reporting period; or
- There is no unconditional right to defer the settlement of the liability for at least twelve months after the reporting period.

The Group classifies all other liabilities as noncurrent.

Deferred tax assets and liabilities are classified as noncurrent assets and liabilities, respectively.

#### Fair Value Measurement

The Group measures certain financial instruments, such as equity instruments at FVOCI and equity instruments at FVPL, at fair value at each reporting date. Also, the fair values of financial instruments measured at amortized cost and investment properties are disclosed in Notes 36 and 12 of the consolidated financial statements, respectively.

Fair value is the price that would be received to sell an asset or paid to transfer a liability in an orderly transaction between market participants at the measurement date. The fair value measurement is based on the presumption that the transaction to sell the asset or transfer the liability takes place either:

- In the principal market for the asset or liability, or
- In the absence of a principal market, in the most advantageous market for the asset or liability.

The principal or the most advantageous market must be accessible to the Group.

The fair value of an asset or a liability is measured using the assumptions that market participants would use when pricing the asset or liability, assuming that market participants act in their economic best interest. A fair value measurement of a non-financial asset takes into account a market participant's ability to generate economic benefits by using the asset in its highest and best use or by selling it to another market participant that would use the asset in its highest and best use.



The Group uses valuation techniques that are appropriate in the circumstances and for which sufficient data are available to measure fair value, maximizing the use of relevant observable inputs and minimizing the use of unobservable inputs.

All assets and liabilities for which fair value is measured or disclosed in the consolidated financial statements are categorized within the fair value hierarchy, described as follows, based on the lowest level input that is significant to the fair value measurement as a whole:

- Level 1 – Quoted (unadjusted) market prices in active markets for identical assets or liabilities
- Level 2 – Valuation techniques for which the lowest level of input that is significant to the fair value measurement is directly or indirectly observable
- Level 3 – Valuation techniques for which the lowest level of input that is significant to the fair value measurement is unobservable

For assets and liabilities that are recognized in the consolidated financial statements on a recurring basis, the Group determines whether transfers have occurred between levels in the hierarchy by reassessing categorization (based on the lowest level input that is significant to the fair value measurement as a whole) at the end of each reporting period.

Management determines the policies and procedures for both recurring fair value measurement and non-recurring measurement.

External valuers are involved in the valuation of significant assets, such as investment property. Every year, the Group decides whether to involve an external valuer in determining the fair value of these assets. The current practice of the Group is to involve external valuers every two to three years depending on the circumstances including market conditions and requirements. Selection criteria include market knowledge, reputation, independence and whether professional standards are maintained. Management decides, after discussions with the external valuers, which valuation techniques and inputs to use for each case.

At each reporting date, the management analyzes the movements in the values of assets and liabilities which are required to be re-measured or re-assessed as per accounting policies. For this analysis, the management verifies the major inputs applied in the latest valuation by agreeing on the information in the valuation computation to contracts and other relevant documents.

Management, in conjunction with the Group's external valuers, also compares each change in the fair value of each asset and liability with relevant external sources to determine whether the change is reasonable.

For the purpose of fair value disclosures, the Group has determined classes of assets and liabilities on the basis of the nature, characteristics and risks of the asset or liability and the level of the fair value hierarchy as explained above.

#### Cash and Cash Equivalents

Cash includes cash on hand and in banks. Cash equivalents are short-term, highly liquid investments that are readily convertible to known amounts of cash with original maturities of up to three months or less from date of acquisition and are subject to an insignificant risk of change in value.

#### Financial Instruments

A financial instrument is any contract that gives rise to a financial asset of one entity and a financial liability or equity instrument of another entity.



a. Financial assets

Initial Recognition and Measurement

Financial assets are classified at initial recognition, and subsequently measured at amortized cost, FVOCI and FVPL.

The classification of financial assets at initial recognition depends on the financial asset's contractual cash flow characteristics and the Group's business model for managing them. The Group initially measures a financial asset at its fair value plus, in the case of a financial asset not at FVPL, transaction costs.

In order for a financial asset to be classified and measured at amortized cost or FVOCI, it needs to give rise to cash flows that are solely payments of principal and interest (SPPI) on the principal amount outstanding. This assessment is referred to as the SPPI test and is performed at an instrument level. In making this assessment, the Group determines whether the contractual cash flows are consistent with a basic lending arrangement, i.e., interest includes consideration only for the time value of money, credit risk and other basic lending risks and costs associated with holding the financial asset for a particular period of time. In addition, interest can include a profit margin that is consistent with a basic lending arrangement. The assessment as to whether the cash flows meet the test is made in the currency in which the financial asset is denominated. Any other contractual terms that introduce exposure to risks or volatility in the contractual cash flows that is unrelated to a basic lending arrangement, such as exposure to changes in equity prices or commodity prices, do not give rise to contractual cash flows that are SPPI on the principal amount outstanding.

The Group's business model for managing financial assets refers to how it manages its financial assets in order to generate cash flows. The business model determines whether cash flows will result from collecting contractual cash flows, selling the financial assets, or both. It is determined at a level that reflects how groups of financial assets are managed together to achieve a particular business objective. The Group's business model does not depend on management's intentions for an individual instrument.

Subsequent Measurement

For purposes of subsequent measurement, financial assets are classified into four categories:

- Financial assets at amortized cost (debt instruments)
- Financial assets at FVOCI with recycling of cumulative gains and losses (debt instruments)
- Financial assets designated at FVOCI with no recycling of cumulative gains and losses upon derecognition (equity instruments), and
- Financial assets at FVPL

*Financial assets at amortized cost (debt instruments).* This category is the most relevant to the Group. The Group measures financial assets at amortized cost if both of the following conditions are met:

- The financial asset is held within a business model with the objective to hold financial assets in order to collect contractual cash flows; and
- The contractual terms of the financial asset give rise on specified dates to cash flows that are SPPI on the principal amount outstanding



Financial assets at amortized cost are subsequently measured at amortized cost using the effective interest rate (EIR) method, less any impairment in value. Gains and losses are recognized in profit or loss when the asset is derecognized, modified or impaired.

As at June 30, 2022 and 2021, the Group's financial assets at amortized cost include cash and cash equivalents, receivables (except for advances to officers and employees) and rental and utility deposits under "Goodwill, intangible and other noncurrent assets" account.

*Financial assets at FVOCI with no recycling of cumulative gains and losses upon derecognition (equity instruments).* Upon initial recognition, the Group can elect to classify its equity investments as equity instruments at FVOCI, irrevocably, when they meet the definition of equity under PAS 32, *Financial Instruments: Presentation* and are not held for trading nor are contingent consideration recognized in a business combination in accordance with PFRS 3. The classification is determined on an instrument-by-instrument basis.

Gains and losses on these financial assets are never recycled to profit or loss. However, the Group may transfer the cumulative gain or loss within equity. Dividends are recognized as other income in the consolidated statement of comprehensive income when the right of payment has been established, except when the Group benefits from such proceeds as a recovery of part of the cost of the financial asset, in which case, such gains are recorded in OCI. Equity instruments at FVOCI are not subject to impairment assessment.

As at June 30, 2022 and 2021, the Group's listed and non-listed equity investments are classified as financial assets at FVOCI.

*Financial assets at FVPL.* Financial assets at FVPL include financial assets held for trading, financial assets designated upon initial recognition at fair value through profit or loss, or financial assets mandatorily required to be measured at fair value. Financial assets are classified as held for trading if they are acquired for the purpose of selling or repurchasing in the near term. Derivatives, including separated embedded derivatives, are also classified as held for trading unless they are designated as effective hedging instruments. Financial assets with cash flows that are not solely payments of principal and interest are classified and measured at FVPL, irrespective of the business model.

Financial assets at FVPL are carried in the consolidated statement of financial position at fair value with net changes in fair value recognized in the consolidated statement of comprehensive income.

As at June 30, 2022, the Group's listed equity investments for trading are classified as financial assets at FVPL.

#### Impairment of Financial Assets

The Group recognizes an allowance for expected credit losses (ECLs) for all debt instruments not held at FVPL. ECLs are based on the difference between the contractual cash flows due in accordance with the contract and all the cash flows that the Group expects to receive, discounted at an approximation of the original effective interest rate. The expected cash flows will include cash flows from the sale of collateral held or other credit enhancements that are integral to the contractual terms.



Financial assets migrate through the following three stages based on the change in credit quality since initial recognition:

*Stage 1: 12-month ECL*

For credit exposures where there have not been significant increases in credit risk since initial recognition and that are not credit-impaired upon origination, the portion of lifetime ECLs that represent the ECLs that result from default events that are possible within the 12 months after the reporting date are recognized.

*Stage 2: Lifetime ECL – not credit-impaired*

For credit exposures where there have been significant increases in credit risk since initial recognition on an individual or collective basis but are not credit-impaired, lifetime ECLs representing the ECLs that result from all possible default events over the expected life of the financial assets are recognized.

*Stage 3: Lifetime ECL – credit-impaired*

Financial assets are credit-impaired when one or more events that have a detrimental impact on the estimated future cash flows of those financial assets have occurred. For these credit exposures, lifetime ECLs are recognized and interest revenue is calculated by applying the credit-adjusted effective interest rate to the amortized cost of the financial asset.

Loss allowances are recognized based on 12-month ECL for debt investment securities that are assessed to have low credit risk at the reporting date. A financial asset is considered to have low credit risk if:

- the financial instrument has a low risk of default
- the borrower has a strong capacity to meet its contractual cash flow obligations in the near term
- adverse changes in economic and business conditions in the longer term may, but will not necessarily, reduce the ability of the borrower to fulfill its contractual cash flow obligations.

The Group considers a debt investment security to have low credit risk when its credit risk rating is equivalent to the globally understood definition of ‘investment grade’, or when the exposure is less than 30 days past due. However, when there has been a significant increase in credit risk since origination, the allowance will be based on the lifetime ECL. The Group uses external credit ratings both to determine whether the debt instrument has significantly increased in credit risk and to estimate ECL. For exposures without external credit ratings, if contractual payments are more than 30 days past due, the credit risk is deemed to have increased significantly since initial recognition.

*Determining the stage for impairment*

The Group assesses whether there has been a significant increase in credit risk for financial assets since initial recognition by comparing the risk of a default occurring over the expected life between the reporting date and the date of initial recognition. The Group considers reasonable and supportable information that is relevant and available without undue cost or effort for this purpose. This includes quantitative and qualitative information and forward-looking analysis.

The Group applies a simplified approach in calculating ECLs for receivables from students. Therefore, the Group does not track changes in credit risk but instead recognizes a loss allowance based on lifetime ECLs at each reporting date. As for the other financial assets, the Group applied a general approach in the calculation since these accounts had no significant deterioration in credit risk since their initial recognition.



#### Modification of Financial Assets

Where possible, the Group seeks to modify or renegotiate the terms of its receivables from other parties. This may involve extending payment due dates, changing interest rates and agreeing to new payment conditions. The Group continuously reviews such accounts after modification of terms to ensure that payments are still likely to occur. The Group may also subsequently determine that the credit risk on such assets has significantly improved after modification, depending on the credit performance of the assets.

When the contractual cash flows of a financial asset are renegotiated or otherwise modified and the renegotiation or modification does not result in the derecognition of that financial asset, an entity shall recalculate the gross carrying amount of the financial asset and shall recognize a modification gain or loss in profit or loss. The gross carrying amount of the financial asset shall be recalculated as the present value of the renegotiated or modified contractual cash flows that are discounted at the financial asset's original effective interest rate (or credit-adjusted effective interest rate for purchased or originated credit-impaired financial assets). Any costs or fees incurred adjust the carrying amount of the modified financial asset and are amortized over the remaining term of the modified financial asset.

#### Write-off Policy

The Group writes off a financial asset after a certain period since the time the receivable has been determined to be impaired. Receivables are written off when the bad debts are likely to be irrecoverable and or it is uneconomic to pursue further the collection of the receivable after efforts made by the Group.

Financial assets written off may still be subject to enforcement activities under the Group's recovery procedures, taking into account legal advice where appropriate. Any recoveries made are recognized in profit or loss.

On July 12, 2022, the BOD of STI ESG approved an interim policy for the deferral of the write-off of STI ESG's receivables for the year ended June 30, 2022.

#### Reclassification of Financial Assets

The Group reclassifies its financial assets when, and only when, there is a change in the business model for managing the financial assets. Reclassifications shall be applied prospectively by the Group and any previously recognized gains, losses or interest shall not be restated. The Group does not reclassify its financial liabilities.

A change in the objective of the Group's business model must be effected before the reclassification date. The reclassification date is the beginning of the next reporting period following the change in the business model.

#### Derecognition

A financial asset (or, where applicable, a part of a financial asset or part of a group of similar financial assets) is primarily derecognized when:

- The rights to receive cash flows from the asset have expired, or
- The Group has transferred its rights to receive cash flows from the asset or has assumed an obligation to pay the received cash flows in full without material delay to a third party under a 'pass-through' arrangement; and





- The Group has transferred its right to receive cash flows from the asset and either (a) has transferred all the risks and rewards of ownership of the asset substantially, or (b) the Group has neither transferred nor retained all the risks and rewards of the asset substantially, but has transferred control of the asset.

When the Group has transferred its rights to receive cash flows from an asset or has entered into a pass-through arrangement, it evaluates if and to what extent it has retained the risks and rewards of ownership. When it has neither transferred nor retained substantially all of the risks and rewards of ownership of the asset nor transferred control of the asset, the Group continues to recognize the transferred asset to the extent of the Group's continuing involvement. In that case, the Group also recognizes an associated liability. The transferred asset and the associated liability are measured on a basis that reflects the rights and obligations that the Group has retained.

Continuing involvement that takes the form of a guarantee over the transferred asset is measured at the lower of the original carrying amount of the asset and the maximum amount of consideration that the Group could be required to repay.

b. Financial liabilities

Initial Recognition

Financial liabilities are classified, at initial recognition, as financial liabilities at FVPL, or as other financial liabilities.

The Group determines the classification of its financial liabilities at initial recognition.

Financial liabilities are recognized initially at fair value and in the case of other financial liabilities, net of directly attributable transaction costs which include the Group's bond issuance costs, such as taxes and various fees paid to investment banks, law firms, auditors, regulators, and so on.

The Group does not have financial liabilities at FVPL. The Group's financial liabilities as at June 30, 2022 and 2021 are measured at amortized cost.

Subsequent Measurement

*Other Financial Liabilities.* After initial recognition, other financial liabilities are subsequently measured at amortized cost using the EIR method.

Gains and losses are recognized in the consolidated statements of comprehensive income when the liabilities are derecognized as well as through the EIR amortization process. Amortized cost is calculated by taking into account any discount or premium on acquisition and fees or costs that are an integral part of the EIR. The EIR amortization is included in the consolidated statements of comprehensive income.

Other financial liabilities include interest-bearing loans and borrowings, bonds payable, accounts payable and other current liabilities (excluding government and other statutory liabilities), lease liabilities, and other noncurrent liabilities (excluding advance rent and deferred lease liability).

Derecognition

A financial liability is derecognized when the obligation under the liability is discharged or canceled or has expired. When an existing financial liability is replaced by another from the same lender on substantially different terms or the terms of an existing liability are substantially modified, such an exchange or modification is treated as the derecognition of the original liability



and the recognition of a new liability. The difference in the respective carrying amounts is recognized in the consolidated statement of comprehensive income.

The terms are substantially different if the discounted present value of the cash flows under the new terms, including any fees paid net of any fees received and discounted using the original effective interest rate, is at least 10 percent different from the discounted present value of the remaining cash flows of the original financial liability. If an exchange of debt instruments or modification of terms is accounted for as an extinguishment, any costs or fees incurred are recognized as part of the gain or loss on the extinguishment. If the exchange or modification is not accounted for as an extinguishment, any costs or fees incurred adjust the carrying amount of the liability and are amortized over the remaining term of the modified liability.

#### Exchange or Modification of Financial Liability

The Group considers both qualitative and quantitative factors in assessing whether a modification of financial liabilities is substantial or not. The terms are considered substantially different if the present value of the cash flows under the new terms, including any fees paid net of any fees received and discounted using the original effective interest rate, is at least 10% different from the present value of the remaining cash flows of the original financial liability. However, under certain circumstances, modification or exchange of a financial liability may still be considered substantial, even where the present value of the cash flows under the new terms is less than 10% different from the present value of the remaining cash flows of the original financial liability. There may be situations where the modification of the financial liability is so fundamental that immediate derecognition of the original financial liability is appropriate (e.g., restructuring a financial liability to include an embedded equity component).

Where an existing financial liability is replaced by another from the same lender on substantially different terms, or the terms of an existing liability are substantially modified, such an exchange or modification is treated as a derecognition of the original liability and the recognition of a new liability. The difference between the carrying value of the original financial liability and the fair value of the new liability is recognized in profit or loss in the consolidated statement of comprehensive income.

When the exchange or modification of the existing financial liability is not considered as substantial, the Group recalculates the gross carrying amount of the financial liability as the present value of the renegotiated or modified contractual cash flows discounted at the original EIR and recognizes a modification gain or loss in profit or loss.

If modification of terms is accounted for as an extinguishment, any costs or fees incurred are recognized as part of the gain or loss on the extinguishment. If the modification is not accounted for as an extinguishment, any costs or fees incurred adjust the carrying amount of the financial instrument and are amortized over the remaining term of the modified financial instrument.

#### Offsetting of Financial Instruments

Financial assets and liabilities are offset with the net amount reported in the consolidated statements of financial position if, and only if, there is a currently enforceable legal right to offset the recognized amounts and there is an intention to settle on a net basis, or to realize the asset and settle the liability simultaneously. The Group assesses that it has a currently enforceable right of offset if the right is not contingent on a future event, and is legally enforceable in the normal course of business, event of default and event of insolvency or bankruptcy of the Group and all of the counterparties.



### Inventories

Inventories are valued at the lower of cost and net realizable value. Cost is determined using the weighted-average method. Net realizable value of educational materials is the selling price in the ordinary course of business, less estimated costs necessary to make the sale. Net realizable value of promotional materials and school materials and supplies is the current replacement cost.

### Prepaid Expenses and Other Current Assets

Prepaid expenses are carried at cost and are amortized on a straight-line basis over the period of expected usage, which is equal to or less than 12 months or within the normal operating cycle.

*Creditable Withholding Taxes (CWT)*. CWT represents the amount of tax withheld by counterparties from the Group. These are recognized upon collection and are utilized as tax credits against income tax due as allowed by Philippine taxation laws and regulations. CWT is presented as part of “Prepaid taxes” under the “Prepaid expenses and other current assets” account in the consolidated statement of financial position. CWT is stated at its estimated net realizable value.

### Noncurrent Asset Held for Sale

The Group classifies a noncurrent asset as held for sale if its carrying amount will be recovered principally through a sale transaction rather than through continuing use. Such noncurrent asset classified as held for sale is measured at the lower of its carrying amount and fair value less costs to sell. Costs to sell are the incremental costs directly attributable to the sale.

The criteria for held for sale classification are regarded as met only when the asset is available for immediate sale in its present condition and the sale is highly probable. Management must be committed to a plan to sell, which is expected to be completed within one year from the date of the classification, and an active program to locate a buyer and complete the plan must have been initiated. Further, the asset must be actively marketed for sale at a price that is reasonable in relation to its current fair value. Actions required to complete the plan to sell should indicate that it is unlikely that significant changes to the plan will be made or that the plan will be withdrawn.

Equity method of accounting for investment in shares of an associate ceases upon classification of the investment as a noncurrent asset held for sale. Noncurrent asset held for sale is presented separately as part of current assets in the consolidated statement of financial position.

### Property and Equipment

The Group’s property and equipment consists of land, buildings, equipment, furniture and fixtures, leasehold improvements, library holdings, construction in-progress and right-of-use assets (ROU) that do not qualify as investment properties.

Property and equipment, except land, are stated at cost less accumulated depreciation, amortization and any impairment in value, excluding the costs of day-to-day servicing. The initial cost of property and equipment comprises its construction cost or purchase price and any directly attributable costs of bringing the property and equipment to its working condition and location for its intended use. Such cost includes the cost of replacing part of such property and equipment when that cost is incurred and the recognition criteria are met. Land is stated at cost less any impairment in value.

The Group recognizes ROU assets at the commencement date of the lease (i.e., the date the underlying asset is available for use). ROU assets are measured at cost, less any accumulated depreciation and impairment losses, and adjusted for any remeasurement of lease liabilities. The initial cost of ROU assets includes the amount of lease liabilities recognized, initial direct costs incurred, lease payments made at or before the commencement date less any lease incentives received and estimate of costs to be incurred by the lessee in dismantling or removing the underlying asset.



Unless the Group is reasonably certain to obtain ownership of the leased asset at the end of the lease term, the recognized ROU assets are depreciated on a straight-line basis over the shorter of its estimated useful life and the lease term.

ROU assets are subject to impairment.

Depreciation and amortization are computed using the straight-line method over the following estimated useful lives or lease term (in the case of ROU assets), whichever is shorter:

Buildings	20 to 25 years
Office and school equipment	5 to 15 years
Office furniture and fixtures	5 years
Leasehold improvements	5 years or terms of the lease agreement, whichever is shorter
Transportation equipment	5 years
Computer equipment and peripherals	3 years
Library holdings	5 years
Right-of-use asset – land	25 years
Right-of-use asset – building	2 to 5 years
Right-of-use asset – transportation equipment	3 to 5 years

The estimated useful lives and the depreciation and amortization method are reviewed periodically to ensure that the periods and depreciation and amortization method are consistent with the expected pattern of economic benefits from items of property and equipment.

Fully depreciated assets are retained in the accounts until they are no longer in use and no further depreciation or amortization is charged to current operations.

An item of property and equipment is derecognized upon disposal or when no future economic benefits are expected from its use or disposal. Any gain or loss arising on derecognition of the asset (calculated as the difference between the net disposal proceeds and the carrying amount of the asset) is included in the consolidated statement of comprehensive income in the year the asset is derecognized.

Construction-in-progress represents structures under construction and is stated at cost less any impairment in value. This includes the costs of construction and other direct costs, including any interest on borrowed funds during the construction period. Construction-in-progress is not depreciated until the relevant assets are completed and become available for operational use.

#### Investment Properties

Investment properties include land and buildings held by the Group for capital appreciation and rental purposes. Buildings are carried at cost less accumulated depreciation and any impairment in value, while land is carried at cost less any impairment in value. The carrying amount includes the cost of constructing a significant portion of an existing investment property if the recognition criteria are met, and excludes the costs of day-to-day servicing of an investment property.

Depreciation of buildings is computed on a straight-line basis over 20 to 25 years.

Investment properties are derecognized when either they have been disposed of or when the investment property is permanently withdrawn from use and no future economic benefit is expected from its disposal. Any gain or loss on the retirement or disposal of an investment property is recognized in the consolidated statement of comprehensive income in the year of retirement or disposal.



Transfers are made to investment property when, and only when, there is a change in use, evidenced by ending of owner-occupation or commencement of an operating lease to another party. Transfers are made from investment property when, there is a change in use, evidenced by commencement of owner-occupation or commencement of development with a view to sell.

For a transfer from investment property to owner-occupied property or inventories, the cost of the property for subsequent accounting is its carrying value at the date of the change in use. If the property occupied by Group as an owner-occupied property becomes an investment property, the Group accounts for such property in accordance with the policy stated under property and equipment up to the date of the change in use.

Construction-in-progress represents structures under construction and is stated at cost less any impairment in value. This includes the cost of construction and other direct costs, including any interest on borrowed funds during the construction period. Construction-in-progress is not depreciated until the relevant assets are completed and become available for use, capital appreciation and or rental purposes.

#### Borrowing Costs

Borrowing costs are capitalized if they are directly attributable to the acquisition, construction or production of a qualifying asset. Qualifying assets are assets that necessarily take a substantial period of time to get ready for their intended use or sale. To the extent that funds are borrowed specifically for the purpose of obtaining a qualifying asset, the amount of borrowing costs eligible for capitalization on that asset shall be determined as the actual borrowing costs incurred on that borrowing during the year less any investment income on the temporary investment of those borrowings. To the extent that funds are borrowed generally and used for the purpose of obtaining a qualifying asset, the amount of borrowing costs eligible for capitalization shall be determined by applying a capitalizable rate to the expenditures on that asset. The capitalization rate shall be the weighted average of the borrowing costs applicable to borrowings that are outstanding during the year, other than borrowings made specifically for the purpose of obtaining a qualifying asset. The amount of borrowing costs capitalized during the year shall not exceed the amount of borrowing costs incurred during that year.

Capitalization of borrowing costs commences when the activities necessary to prepare the asset for intended use are in progress and expenditures and borrowing costs are being incurred. Borrowing costs are capitalized until the asset is available for its intended use. If the resulting carrying amount of the asset exceeds its recoverable amount, an impairment loss is recognized. Borrowing costs include interest charges and other costs incurred in connection with the borrowing of funds, as well as exchange differences arising from foreign currency borrowings used to finance these projects, to the extent that they are regarded as an adjustment to interest costs.

All other borrowing costs are expensed as incurred in the year in which they occur.

#### Investments in Associates and Joint Venture

An associate is an entity over which the Group has significant influence. Significant influence is the power to participate in the financial and operating policy decisions of the investee, but not control or joint control over those policies.

The Group has interest in Philippine Healthcare Educators, Inc. (PHEI) a joint venture company. A joint venture is a type of joint arrangement whereby the parties that have joint control of the arrangement have rights to the net assets of the joint venture. Joint control is the contractually agreed sharing of control of an arrangement which exists only when decisions about the relevant activities require unanimous consent of the parties sharing control.



The considerations made in determining significant influence or joint control are similar to those necessary to determine control over subsidiaries.

The Group's interest in associates and joint venture are accounted for using the equity method.

Under the equity method, the investment in an associate or a joint venture is initially recognized at cost. The carrying amount of the investment is adjusted to recognize changes in the Group's share of net assets of the associate or joint venture since the acquisition date. Goodwill relating to the associate or joint venture is included in the carrying amount of the investment and is neither amortized nor individually tested for impairment.

The consolidated statement of comprehensive income reflects the Group's share of the results of operations of the associate or joint venture. Any change in OCI of those investees is presented as part of the Group's OCI. In addition, when there is a change recognized directly in the equity of the associate or joint venture, the Group recognizes its share of any changes, when applicable, in the consolidated statement of changes in equity. Unrealized gains and losses resulting from transactions between the Group and the associate or joint venture are eliminated to the extent of the interest in the associate or joint venture.

The aggregate of the Group's share of profit or loss of an associate and a joint venture is shown on the face of the consolidated statement of comprehensive income outside operating profit and represents profit or loss after tax and non-controlling interests in the subsidiaries of the associate or joint venture. The financial reporting dates of the associates, joint venture and the Parent Company are identical, except for Synergia Human Capital Solutions, Inc. (Synergia), Global Resource for Outsourced Workers, Inc. (GROW) which have December 31 as their financial reporting date, and the associates' and joint ventures' accounting policies conform to those used by the Group for like transactions and events in similar circumstances. Adjustments are made for the Group's share in the effects of significant transactions or events that occur between the financial reporting date of the above-mentioned associates and joint ventures and the financial reporting date of the Group's consolidated financial statements.

After application of the equity method, the Group determines whether it is necessary to recognize any impairment loss on its investment in associates and joint venture. The Group determines at each financial reporting date whether there is any objective evidence that the investment in associates and joint venture is impaired. If this is the case, the Group calculates the amount of impairment as the difference between the recoverable amount of the associate and joint venture and its carrying value and recognizes the amount in profit or loss.

Upon loss of significant influence over the associate or joint control over the joint venture, the Group measures and recognizes any retained investment at its fair value. Any difference between the carrying amount of the associate or joint venture upon loss of significant influence or joint control and the fair value of the retained investment and proceeds from disposal is recognized in profit or loss.

The associates of the Group, which are all incorporated in the Philippines, are as follows:

Associate	Principal Activities	Effective Percentage of Ownership					
		June 30, 2022		June 30, 2021		June 30, 2020	
		Direct	Indirect	Direct	Indirect	Direct	Indirect
Accent Healthcare/STI-Banawe, Inc. (STI Accent) <sup>(a)</sup>	Medical and related Services	49	–	49	–	49	–
STI College Alabang, Inc. (STI Alabang)	Educational Institution	40	–	40	–	40	–
Synergia <sup>(a)</sup>	Management Consulting Services	30	–	30	–	30	–



Associate	Principal Activities	Effective Percentage of Ownership					
		June 30, 2022		June 30, 2021		June 30, 2020	
		Direct	Indirect	Direct	Indirect	Direct	Indirect
STI – College Marikina, Inc. (STI Marikina)	Educational Institution	24	–	24	–	24	–
Maestro Holdings <sup>(b)</sup>	Holding Company	–	–	–	–	20	–
GROW	Recruitment Agency	17	3	17	3	17	3
STI Holdings (see Note 4)	Holding Company	5	–	5	–	5	–

<sup>(a)</sup> Dormant entities

<sup>(b)</sup> STI ESG's 20% stake in Maestro Holdings was sold on December 15, 2020 (see Note 10)

### Intangible Assets

Intangible assets acquired separately are measured on initial recognition at cost. Following initial recognition, intangible assets are carried at cost less any accumulated amortization in the case of intangible assets with finite lives and any accumulated impairment losses.

The useful lives of intangible assets are assessed as either finite or indefinite. Intangible assets with finite lives are amortized over the economic useful life and assessed for impairment whenever there is an indication that the intangible asset may be impaired. The amortization period and the amortization method for an intangible asset with a finite useful life are reviewed at least at each financial year-end. Changes in the expected useful life or the expected pattern of consumption of future economic benefits embodied in the asset are accounted for by changing the amortization period or method, as appropriate, and are treated as changes in accounting estimates. The amortization expense on intangible assets with finite lives is recognized in the consolidated statement of comprehensive income in the expense category consistent with the function of the intangible asset.

Intangible assets with indefinite useful lives are not amortized but are tested for impairment annually, either individually or at the CGU level. The assessment of indefinite life is reviewed annually to determine whether indefinite life continues to be supportable. If not, the change in useful life from indefinite to finite is made on a prospective basis.

The Group has assessed the intangible assets as having a finite useful life which is the shorter of its contractual term or economic life. Amortization is on a straight-line basis over the estimated useful lives of three years.

Gains or losses arising from derecognition of an intangible asset are measured as the difference between the net disposal proceeds and the carrying amount of the asset and are recognized in the consolidated statement of comprehensive income when the asset is derecognized.

### Impairment of Nonfinancial Assets

The carrying values of investments in and advances to associates and joint venture, property and equipment, investment properties, intangible assets and advances to suppliers are reviewed for impairment when events or changes in circumstances indicate that the carrying value may not be recoverable. When an indicator of impairment exists or when an annual impairment testing for an asset is required, the Group makes a formal estimate of recoverable amount. Recoverable amount is the higher of an asset's (or CGU's) fair value less costs to sell and its value in use and is determined for an individual asset, unless the asset does not generate cash inflows that are largely independent of those from other assets or groups of assets, in which case the recoverable amount is assessed as part of the CGU to which it belongs. Where the carrying amount of an asset (or CGU) exceeds its recoverable amount, the asset (or CGU) is considered impaired and is written down to its recoverable amount.

In assessing value in use, the estimated future cash flows are discounted to their present value using a pre-tax discount rate that reflects current market assessments of the time value of money and the risks specific to the asset (or CGU). In determining fair value less costs to sell, an appropriate valuation



model is used. These calculations are corroborated by valuation multiples, quoted share prices for publicly traded securities or other available fair value indicators.

Provisions for impairment are recognized in the consolidated statement of comprehensive income in those expense categories consistent with the function of the impaired asset, except for assets previously revalued where the revaluation was taken to equity. In this case, the impairment is also recognized in equity up to the amount of any previous revaluation.

For nonfinancial assets, excluding goodwill and intangible assets with indefinite useful life, an assessment is made at each reporting date as to whether there is any indication that previously recognized provisions for impairment may no longer exist or may have decreased. If such indication exists, the recoverable amount is estimated. A previously recognized impairment loss is reversed only if there has been a change in the estimates used to determine the asset's recoverable amount since the last provision for impairment was recognized. If that is the case, the carrying amount of the asset is increased to its recoverable amount. That increased amount cannot exceed the carrying amount that would have been determined, net of depreciation and amortization (in the case of property and equipment, investment properties and intangible assets), had no impairment loss been recognized for the asset in prior years. Such reversal is recognized in profit or loss unless the asset is carried at a revalued amount, in which case the reversal is treated as a revaluation increase. After such a reversal, the depreciation and amortization expense is adjusted in future years to allocate the asset's revised carrying amount, less any residual value, on a systematic basis over its remaining life.

#### Goodwill

Goodwill is reviewed for impairment annually or more frequently if events or changes in circumstances indicate that the carrying value may be impaired. Impairment is determined by assessing the recoverable amount of the CGUs to which the goodwill relates. Where the recoverable amount of the CGU (or group of CGUs) is less than the carrying amount of the CGU (or group of CGUs) to which the goodwill has been allocated, an impairment loss is recognized in the consolidated statement of comprehensive income. Impairment losses relating to goodwill cannot be reversed for subsequent increases in its recoverable amount in future periods. The Group performs its annual impairment test of goodwill at the end of each reporting period.

#### Unearned Tuition and Other School Fees

Unearned tuition and other school fees represent contract liabilities which refer to the portion of student assessment initially recorded as a liability account at the start of the school term and recognized to earned income proportionately until the end of the related school term. This also includes advance payment for tuition and other school fees for the school year commencing after the financial reporting date. This represents contract liabilities under PFRS 15, *Revenue from Contracts with Customers*.

#### Provisions

Provisions are recognized when the Group has a present obligation (legal or constructive) as a result of a past event, it is probable that an outflow of resources embodying economic benefits will be required to settle the obligation and a reliable estimate can be made of the amount of the obligation. When the Group expects a provision to be reimbursed, such as under an insurance contract, the reimbursement is recognized as a separate asset but only when the reimbursement is virtually certain. The expense relating to any provision is presented in the consolidated statement of comprehensive income, net of any reimbursement. If the effect of the time value of money is material, provisions are determined by discounting the expected future cash flow at a pre-tax rate that reflects current market assessments of the time value of money and, where appropriate, the risks specific to the liability. When discounting is used, the increase in the provision due to the passage of time is recognized as "Interest expense" in the consolidated statement of comprehensive income.





#### Capital Stock and Additional Paid-in Capital

Common stock is measured at par value for all shares issued. Incremental costs incurred directly attributable to the issuance of new shares are shown in equity as a deduction from proceeds, net of tax. Proceeds and/or fair value of the consideration received in excess of par value are recognized as additional paid-in capital.

#### Treasury Stocks

Own equity instruments which are reacquired (treasury stocks) are recognized at cost and deducted from equity. No gain or loss is recognized in the consolidated statement of comprehensive income on the purchase, sale, issue or cancellation of the Group's own equity instruments. Any difference between the carrying amount and the consideration, if reissued, is recognized as additional paid-in capital.

#### Retained Earnings and Dividend on Common Stock of the Parent Company

The amount included in retained earnings includes profit attributable to the Parent Company's equity holders and reduced by dividends on capital stocks. Dividends on capital stocks are recognized as a liability and deducted from equity when approved by the BOD of the Parent Company. Dividends that are approved after the financial reporting date are dealt with as an event after the financial reporting period.

#### Earnings/Loss per Share Attributable to the Equity Holders of the Parent Company

Earnings/loss per share is computed by dividing net income/loss attributed to equity holders of the Parent Company for the year by the weighted average number of shares issued and outstanding after giving retroactive effect to any stock split and stock dividend declaration, if any.

Diluted earnings/loss per share is calculated by dividing the net income/loss attributable to equity holders of the Parent Company by the weighted average number of common shares outstanding during the year adjusted for the effects of any dilutive convertible common shares.

#### Revenue Recognition

Revenue is recognized when control of the goods or services is transferred to the customer at an amount that reflects the consideration to which the Group expects to be entitled in exchange for those goods or services. The Group assesses whether it is acting as a principal or an agent in every revenue arrangement. It is acting as a principal when it has the primary responsibility for providing the goods or services. The Group also acts as a principal when it has the discretion in establishing the prices and bears inventory and credit risk. Revenue is measured at the fair value of the consideration received, excluding discounts, rebates and value-added tax (VAT).

The following are contract balances relative to PFRS 15:

*Receivables.* Receivables represent the Group's right to an amount of consideration that is unconditional (i.e., only the passage of time is required before payment of the consideration is due).

*Contract liabilities.* A contract liability is the obligation to transfer goods or services to a customer for which the Group has received consideration (or an amount of consideration is due) from the customer. If a customer pays consideration before the Group transfers goods or services to the customer, a contract liability is recognized. Contract liabilities are recognized as revenue when the Group performs under the contract. The Group's "Unearned tuition and other school fees" account represents contract liabilities which will be recognized as revenue when the related educational services are rendered. This includes advance payment for tuition and other school fees for the school year commencing after the financial reporting date.



The following specific recognition criteria must also be met before revenue is recognized:

*Tuition and Other School Fees.* Revenue from tuition and other school fees is satisfied over time using the output method and is recognized as income over the corresponding school term to which they pertain on the basis of the time lapsed over the service period. Fees received pertaining to the school year commencing after the financial reporting date are recorded under the “Unearned tuition and other school fees” account in the consolidated statement of financial position. Unearned tuition and other school fees are amortized over the related school term.

*Educational Services and Royalty Fees.* Revenues from educational services and royalty fees are satisfied over time based on a percentage of monthly franchise receipts and is recognized in accordance with the terms of the licensing agreements.

*Sale of Educational Materials and Supplies.* Revenue is satisfied at a point in time and is recognized at the time of sale when control of the goods is transferred to the customer.

*Other Revenues.* Other revenues include income related to the software license subscriptions provided to franchised schools. These revenues are satisfied at a point in time and are recognized at the time of sale when control or rights to the goods or services are transferred to the customer.

The following are the revenue streams outside the scope of PFRS 15:

*Rental Income.* Rental income is recognized on a straight-line basis over the term of the lease agreement.

*Interest Income.* Interest income is recognized as the interest accrues considering the effective yield on the asset.

*Dividend Income.* Revenue is recognized when the Group’s right to receive the payment is established.

#### Costs and Expenses

Costs and expenses are decreases in economic benefits during the accounting period in the form of outflows or decrease of assets or incurrence of liabilities that result in decreases in equity, other than those relating to distributions to equity participants. Costs and expenses are recognized in profit or loss in the year these are incurred.

#### Pension Cost

The Group has the following pension plans (Plan) covering substantially all of its regular and permanent employees:

<u>Entity</u>	<u>Type of Plan</u>
Parent Company	Funded, noncontributory defined benefit plan
Subsidiaries (except De Los Santos-STI College and STI QA)	Unfunded, noncontributory defined benefit plan
De Los Santos-STI College and STI QA	Funded, defined contribution plan

*Defined Benefit Plans.* The net defined benefit liability or asset is the aggregate of the present value of the defined benefit obligation at the end of the reporting period reduced by the fair value of plan assets (if any), adjusted for any effect of limiting a net defined benefit asset to the asset ceiling. The asset ceiling is the present value of any economic benefits available in the form of refunds from the plan or reductions in future contributions to the plan.



The cost of providing benefits under the defined benefit plans is actuarially determined using the projected unit credit method.

Defined benefit costs comprise the following:

- Service cost
- Net interest on the net defined benefit liability or asset
- Remeasurements of net defined benefit liability or asset

Service costs which include current service costs, past service costs and gains or losses on non-routine settlements are recognized as an expense in the consolidated statement of comprehensive income. Past service costs are recognized when plan amendment or curtailment occurs. These amounts are calculated periodically by independent qualified actuary.

Net interest on the net defined benefit liability or asset is the change during the period in the net defined benefit liability or asset that arises from the passage of time which is determined by applying the discount rate based on government bonds to the net defined benefit liability or asset. Net interest on the net defined benefit liability or asset is recognized as expense or income in the consolidated statement of comprehensive income.

Remeasurements comprising actuarial gains and losses, return on plan assets and any change in the effect of the asset ceiling (excluding net interest on defined benefit liability) are recognized immediately in OCI in the period in which they arise. Remeasurements are not reclassified to profit or loss in subsequent periods.

Plan assets are assets that are held by a long-term employee benefit fund or qualifying insurance policies. Plan assets are not available to the creditors of the Group, nor can they be paid directly to the Group. The fair value of plan assets is based on market price information. When no market price is available, the fair value of plan assets is estimated by discounting expected future cash flows using a discount rate that reflects both the risk associated with the plan assets and the maturity or expected disposal date of those assets (or, if they have no maturity, the expected period until the settlement of the related obligations).

The Group's right to be reimbursed for some or all of the expenditure required to settle a defined benefit obligation is recognized as a separate asset at fair value when and only when reimbursement is virtually certain.

*Defined Contribution Plan.* De Los Santos-STI College and STI QA are members of the Catholic Educational Association of the Philippines Retirement Plan (CEAP). CEAP is a funded, noncontributory, defined contribution plan covering De Los Santos-STI College's and STI QA's qualified employees under which De Los Santos-STI College and STI QA pay fixed contributions based on the employees' monthly salaries. De Los Santos-STI College and STI QA, however, are covered under RA No. 7641, the Philippine Retirement Law, which provides for its qualified employees a defined benefit (DB) minimum guarantee. The DB minimum guarantee is equivalent to a certain percentage of the monthly salary payable to an employee at normal retirement age with the required credited years of service based on the provisions of RA No. 7641.



Accordingly, De Los Santos-STI College and STI QA account for their retirement obligations under the higher of the DB obligation relating to the minimum guarantee and the obligation arising from the defined contribution (DC) plan. For the DB minimum guarantee plan, the liability is determined based on the present value of the excess of the projected DB obligation over the projected DC obligation at the end of the reporting period. The DB obligation is calculated annually by a qualified independent actuary using the projected unit credit method. De Los Santos-STI College and STI QA determine the net interest expense (income) on the net DB liability (asset) for the period by applying the discount rate used to measure the DB obligation at the beginning of the annual period to the then net DB liability (asset), taking into account any changes in the net DB liability (asset) during the period as a result of contributions and benefit payments. Net interest expense and other expenses related to the DB plan are recognized in profit or loss.

The DC liability, on the other hand, is measured at the fair value of the DC assets upon which the DC benefits depend, with an adjustment for margin on asset returns, if any, where this is reflected in the DC benefits. Remeasurements of the net DB liability, which comprise actuarial gains and losses, the return on plan assets (excluding interest) and the effect of the asset ceiling (if any, excluding interest), are recognized immediately in OCI.

When the benefits of a plan are changed or when a plan is curtailed, the resulting change in the benefit that relates to past service or the gain or loss on curtailment is recognized immediately in profit or loss. De Los Santos-STI College and STI QA recognize gains or losses on the settlement of a DB plan when the settlement occurs (see Notes 8 and 28).

#### Leases

The determination of whether an arrangement is, or contains, a lease is based on the substance of the arrangement at the inception date of whether the fulfillment of the arrangement is dependent on the use of a specific asset or the arrangement conveys a right to use the asset, even if that right is not explicitly specified in the arrangement. A reassessment is made after the inception of the lease only if one of the following applies: (a) there is a change in contractual terms, other than a renewal or extension of the agreement; (b) a renewal option is exercised or extension granted, unless the term of the renewal or extension was initially included in the lease term; (c) there is a change in the determination of whether the fulfillment is dependent on a specified asset; or (d) there is a substantial change to the asset.

Where a reassessment is made, lease accounting shall commence or cease from the date when the change in circumstances gave rise to the reassessment for scenarios (a), (c) or (d) and the date of renewal or extension period for scenario (b).

#### *Right-of-use assets*

The Group classifies its ROU assets as part of property and equipment. Refer to the accounting policies in Property and Equipment.

#### *Lease liabilities*

At the commencement date of the lease, the Group recognizes lease liabilities measured at the present value of lease payments to be made over the remaining lease term. The lease payments include fixed payments (including in-substance fixed payments, as applicable) less any lease incentives receivable and amounts expected to be paid under residual value guarantees. The lease payments also include the exercise price of a purchase option reasonably certain to be exercised by the Group and payments of penalties for terminating a lease, if the lease term reflects the Group exercising the option to terminate.



In calculating the present value of lease payments, the Group uses the incremental borrowing rate (IBR) at the lease commencement date if the interest rate implicit in the lease is not readily determinable. After the commencement date, the amount of lease liabilities is increased to reflect the accretion of interest and reduced for the lease payments made.

In addition, the carrying amount of lease liabilities is remeasured if there is a modification, a change in the lease term, a change in the in-substance fixed lease payments or a change in the assessment to purchase the underlying asset.

*Short-term Leases and Leases with Low-value Assets.* The Group applies the short-term lease recognition exemption to its short-term leases of equipment (i.e., those leases that have a lease term of 12 months or less from the commencement date and do not contain a purchase option). It also applies the lease of low-value assets recognition exemption to leases of equipment that are considered to be low value. Lease payments on short-term leases and leases of low-value assets are recognized as expense on a straight-line basis over the lease term.

#### *Lease Modification*

Lease modification is defined as a change in the scope of a lease, or the consideration for a lease, that was not part of the original terms and conditions of the lease (for example, adding or terminating the right to use one or more underlying assets, or extending or shortening the contractual lease term).

The Group shall account for a modification to a lease as a new lease from the effective date of the modification, considering any prepaid or accrued lease payments relating to the original lease as part of the lease payments for the new lease. If a change in lease payments does not meet the definition of a lease modification, that change would generally be accounted for as a negative variable lease payment. A lessee recognizes the effect of the rent concession by recognizing the reduction in payment as other income in profit or loss in the consolidated statement of comprehensive income (see Notes 11, 29, and 37).

The Group has applied the practical expedient for rent concessions granted to the Group resulting in recognition of other income amounting to ₱6.1 million and ₱17.7 million which is presented under “Other income (expenses) - net” in the consolidated statements of comprehensive income for the years ended June 30, 2022 and 2021, respectively.

*Group as a Lessor.* The Group had lease agreements for the lease of its investment properties. These leases, where the Group retains all the risks and benefits of ownership of the asset substantially, are classified as operating leases. Initial direct costs incurred in negotiating an operating lease are added to the carrying amount of the leased asset and recognized over the lease term on the same basis as rental income

#### Taxes

*Current Tax.* Current tax assets and liabilities for the current and prior periods are measured at the amount expected to be recovered from or paid to the taxation authority. The tax rates and tax laws used to compute the amount are those that are enacted or substantially enacted at the financial reporting date.



*Deferred Tax.* Deferred tax is provided using the liability method on temporary differences at the financial reporting date between the tax bases of assets and liabilities and their carrying amounts for financial reporting purposes. Deferred tax liabilities are recognized for all taxable temporary differences, except:

- when the deferred tax liability arises from the initial recognition of goodwill or of an asset or liability in a transaction that is not a business combination and, at the time of the transaction, affects neither the accounting income nor taxable income or loss;
- in respect of taxable temporary differences associated with investments in subsidiaries and associates and interests in joint ventures, when the timing of the reversal of the temporary differences can be controlled and it is probable that the temporary differences will not reverse in the foreseeable future.

Deferred tax assets are recognized for all deductible temporary differences and carryforward benefit of net operating loss carryover (NOLCO), and to the extent that it is probable that taxable income will be available against which the deductible temporary differences and carryforward benefits of NOLCO can be utilized, except:

- when the deferred tax asset relating to the deductible temporary difference arises from the initial recognition of an asset or liability in a transaction that is not a business combination and, at the time of the transaction, affects neither the accounting income nor taxable income or loss;
- in respect of deductible temporary differences associated with investments in subsidiaries, associates and interests in joint ventures, deferred tax assets are recognized only to the extent that it is probable that the temporary differences will reverse in the foreseeable future and taxable income will be available against which the temporary differences can be utilized.

The carrying amount of deferred tax assets is reviewed at each financial reporting date and reduced to the extent that it is no longer probable that sufficient future taxable profit will be available to allow all or part of the deferred tax assets to be utilized. Unrecognized deferred tax assets are reassessed at each financial reporting date and are recognized to the extent that it has become probable that future taxable income will allow the deferred tax assets to be recovered.

Deferred tax assets and deferred tax liabilities are measured at the tax rates that are expected to apply in the year when the asset is realized or the liability is settled, based on tax rates and tax laws that have been enacted or substantially enacted at the financial reporting date.

Deferred tax relating to items recognized outside profit or loss is recognized outside profit or loss. Deferred tax items are recognized in correlation to the underlying transactions either in OCI or directly in equity. Deferred tax assets and deferred tax liabilities are offset, if a legally enforceable right exists to offset current tax assets against current tax liabilities and the deferred taxes relate to the same taxable entity and the same taxation authority.

*Value-added Tax (VAT).* Revenue, expenses and assets are recognized net of the amount of VAT, except:

- when the VAT incurred on a purchase of assets or services is not recoverable from the taxation authority, in which case the VAT is recognized as part of the cost of acquisition of the asset or as part of the expense item as applicable; or
- receivables and payables that are stated with the amount of VAT included.



The net amount of VAT recoverable from, or payable to, the taxation authority is included as part of the “Prepaid expenses and other current assets” or “Accounts payable and other current liabilities” accounts in the consolidated statement of financial position.

#### Operating Segment

For management purposes, the Group is organized into business units based on the geographical location of the students and assets. Financial information about operating segments is presented in Note 3 to the consolidated financial statements.

#### Contingencies

Contingent liabilities are not recognized in the consolidated financial statements. These are disclosed in the notes to the consolidated financial statements unless the possibility of an outflow of resources embodying economic benefits is remote. A contingent asset is not recognized in the consolidated financial statements but disclosed in the notes to the consolidated financial statements when an inflow of economic benefits is probable.

#### Events after the Reporting Period

Post-year-end events that provide additional information about the Group’s financial position at the financial reporting date (adjusting events) are reflected in the consolidated financial statements. Post-year-end events that are not adjusting events are disclosed in the notes to the consolidated financial statements when material.

---

### 3. Segment Information

For management purposes, the Group is organized into business units based on the geographical location of the students and assets, and has five reportable segments as follows:

- a. Metro Manila
- b. Northern Luzon
- c. Southern Luzon
- d. Visayas
- e. Mindanao

Management monitors the operating results of its business segments separately for the purpose of making decisions about resource allocation and performance assessment. Segment performance is evaluated based on operating profit or loss and is measured consistently with profit and loss in the consolidated financial statements.

On a consolidated basis, the Group’s performance is evaluated based on net income (loss) and EBITDA, defined as earnings (losses) before interest expense, interest income, provision for (benefit from) income tax, depreciation and amortization, equity in net losses (earnings) of associates and joint venture, and nonrecurring losses (gains) such as gain on foreign exchange differences, gain on settlement of STI Tanay receivable (net of provision for impairment of noncurrent asset held for sale), income on rent concessions, fair value loss on equity instruments at FVPL, gain on sale of noncurrent asset held for sale (net of capital gains tax) and loss on loan modification. Depreciation and interest expenses for purposes of this computation exclude those related to ROU assets and lease liabilities, respectively.



The following table shows the reconciliation of the consolidated net income (loss) to consolidated EBITDA:

	<b>June 30, 2022</b>	June 30, 2021	June 30, 2020
	<b>(One Year)</b>	(One Year)	(Three Months - see Note 2)
Consolidated net income (loss)	<b>₱253,264,230</b>	(₱60,055,601)	(₱216,846,936)
Depreciation and amortization*	<b>422,934,908</b>	425,962,749	110,068,216
Interest expense*	<b>268,022,014</b>	278,642,040	65,883,893
Foreign exchange gain - net	<b>(45,835,048)</b>	(4,005,931)	-
Interest income	<b>(37,529,266)</b>	(3,738,387)	(956,490)
Provision for (benefit from) income tax	<b>12,063,298</b>	20,173,492	(15,907,041)
Equity in net losses (earnings) of associates and joint venture	<b>12,001,488</b>	(3,661,134)	1,783,119
Gain on settlement of STI Tanay receivables, net of provision for impairment of noncurrent asset held for sale	<b>(10,832,534)</b>	-	-
Income on rent concessions**	<b>(6,054,606)</b>	(17,677,038)	-
Fair value loss on equity instruments at FVPL	<b>387,500</b>	-	-
Gain on sale of noncurrent asset held for sale***	-	(15,460,821)	-
Loss on loan modification	-	8,298,502	-
<b>Consolidated EBITDA</b>	<b>₱868,421,984</b>	<b>₱628,477,871</b>	<b>(₱55,975,239)</b>

\*Depreciation and interest expense exclude those related to ROU assets and lease liabilities, respectively.

\*\*Presented as part of "Other income (expenses) - net"

\*\*\*Net of capital gains tax amounting to ₱45.9 million paid during the year ended June 30, 2021.

#### Inter-Segment Transactions

Segment revenue, segment expenses and operating results include transfers among geographical segments. The transfers are accounted for at market prices charged to unrelated customers for similar services. Such transfers are eliminated upon consolidation.

#### Geographical Segment Data

The following tables present revenue and income information for the years ended June 30, 2022 and 2021, and the three-month period ended June 30, 2020 and certain assets and liabilities information as at June 30, 2022 and 2021 regarding geographical segments:





	For the year ended June 30, 2022					
	Metro Manila	Northern Luzon	Southern Luzon	Visayas	Mindanao	Consolidated
<b>Revenues</b>						
External revenue	₱1,111,922,332	₱189,663,625	₱680,470,698	₱33,122,119	₱64,809,994	₱2,079,988,768
<b>Results</b>						
Income before other income (expenses) and income tax	₱138,811,721	₱31,823,797	₱246,948,516	₱2,210,859	(₱3,002,860)	₱416,792,033
Equity in net losses of associates and joint venture	(12,001,488)	–	–	–	–	(12,001,488)
Interest expense	(275,578,250)	(3,883,675)	(6,249,868)	(800,233)	(2,758,723)	(289,270,749)
Interest income	37,302,516	32,615	163,395	5,900	24,840	37,529,266
Other income <sup>(a)</sup>	111,585,356	–	693,110	–	–	112,278,466
Benefit from (provision for) income tax	(12,459,165)	1,302,025	(848,610)	(57,548)	–	(12,063,298)
<b>Net Income (Loss)</b>	<b>(₱12,339,310)</b>	<b>₱29,274,762</b>	<b>₱240,706,543</b>	<b>₱1,358,978</b>	<b>(₱5,736,743)</b>	<b>₱253,264,230</b>
<b>EBITDA</b>						<b>₱868,421,984</b>
	As at June 30, 2022					
	Metro Manila	Northern Luzon	Southern Luzon	Visayas	Mindanao	Consolidated
<b>Assets and Liabilities</b>						
Segment assets <sup>(b)</sup>	₱7,975,920,952	₱770,907,221	₱1,379,938,195	₱67,782,364	₱142,285,468	₱10,336,834,200
Goodwill (see Note 16)	227,874,121	–	–	–	–	227,874,121
Investments in and advances to associates and joint venture (see Note 13)	486,960,030	–	–	–	–	486,960,030
Noncurrent asset held for sale (see Note 10)	19,000,000	–	–	–	–	19,000,000
Deferred tax assets - net (see Note 30)	9,181,278	2,532,798	4,947,451	112,410	1,655,566	18,429,503
<b>Total Assets</b>	<b>₱8,718,936,381</b>	<b>₱773,440,019</b>	<b>₱1,384,885,646</b>	<b>₱67,894,774</b>	<b>₱143,941,034</b>	<b>₱11,089,097,854</b>
Segment liabilities <sup>(c)</sup>	₱410,265,882	₱53,439,704	₱115,992,079	₱6,519,684	₱36,884,624	₱623,101,973
Interest-bearing loans and borrowings (see Note 18)	1,212,232,481	–	–	–	–	1,212,232,481
Bonds payable (see Note 19)	2,980,515,064	–	–	–	–	2,980,515,064
Pension liabilities (see Note 28)	43,855,047	5,482,854	11,382,893	773,365	1,887,873	63,382,032
Lease liabilities (see Note 29)	112,293,935	51,663,460	95,496,288	18,479,857	39,680,822	317,614,362
<b>Total Liabilities</b>	<b>₱4,759,162,409</b>	<b>₱110,586,018</b>	<b>₱222,871,260</b>	<b>₱25,772,906</b>	<b>₱78,453,319</b>	<b>₱5,196,845,912</b>
<b>Other Segment Information</b>						
Capital expenditures for property and equipment						₱114,733,058
Depreciation and amortization <sup>(d)</sup>						422,934,908
Noncash expenses other than depreciation and amortization						130,924,804

<sup>(a)</sup> Other income (expenses) exclude equity in net losses of associates and joint venture, interest expense and interest income.

<sup>(b)</sup> Segment assets exclude goodwill, investments in and advances to associates and joint venture, noncurrent asset held for sale and net deferred tax assets.

<sup>(c)</sup> Segment liabilities exclude interest-bearing loans and borrowings, bonds payable, pension liabilities and lease liabilities.

<sup>(d)</sup> Depreciation and amortization exclude those related to ROU assets.



	For the year ended June 30, 2021					Consolidated
	Metro Manila	Northern Luzon	Southern Luzon	Visayas	Mindanao	
<b>Revenues</b>						
External revenue	₱883,210,280	₱138,515,524	₱523,630,921	₱31,669,548	₱49,997,624	₱1,627,023,897
<b>Results</b>						
Income (loss) before other income (expenses) and income tax	(₱35,310,021)	(₱2,584,788)	₱179,615,112	₱2,083,205	(₱8,219,803)	₱135,583,705
Equity in net earnings of associates and joint venture	3,661,134	—	—	—	—	3,661,134
Interest expense	(286,564,573)	(4,989,637)	(7,057,175)	(740,878)	(2,925,570)	(302,277,833)
Interest income	3,411,504	55,958	243,715	16,015	11,195	3,738,387
Other income <sup>(a)</sup>	105,548,847	7,362,793	2,895,222	975,938	2,629,698	119,412,498
Benefit from (provision for) income tax	(20,201,334)	(189,770)	498,048	(200,036)	(80,400)	(20,173,492)
<b>Net Income (Loss)</b>	<b>(₱229,454,443)</b>	<b>(₱345,444)</b>	<b>₱176,194,922</b>	<b>₱2,134,244</b>	<b>(₱8,584,880)</b>	<b>(₱60,055,601)</b>

**EBITDA**

₱628,477,871

	As at June 30, 2021					Consolidated
	Metro Manila	Northern Luzon	Southern Luzon	Visayas	Mindanao	
<b>Assets and Liabilities</b>						
Segment assets <sup>(b)</sup>	₱8,446,986,800	₱813,510,696	₱1,055,085,741	₱63,120,723	₱149,568,632	₱10,528,272,592
Goodwill (see Note 16)	231,680,294	—	—	—	—	231,680,294
Investments in and advances to associates and joint venture (see Note 13)	503,805,031	—	—	—	—	503,805,031
Deferred tax assets – net (see Note 30)	19,864,358	1,273,873	5,653,273	176,792	1,677,763	28,646,059
<b>Total Assets</b>	<b>₱9,202,336,483</b>	<b>₱814,784,569</b>	<b>₱1,060,739,014</b>	<b>₱63,297,515</b>	<b>₱151,246,395</b>	<b>₱11,292,403,976</b>
Segment liabilities	₱570,479,649	₱54,233,156	₱107,450,933	₱17,679,297	₱38,137,730	₱787,980,765
Interest-bearing loans and borrowings (see Note 18)	1,333,358,223	—	—	—	—	1,333,358,223
Bonds payable (see Note 19)	2,973,082,875	—	—	—	—	2,973,082,875
Pension liabilities (see Note 28)	41,949,032	5,293,944	10,473,090	740,857	1,886,039	60,342,962
Lease liabilities (see Note 29)	121,999,174	68,171,906	99,537,001	8,105,526	37,353,339	335,166,946
<b>Total Liabilities</b>	<b>₱5,040,868,953</b>	<b>₱127,699,006</b>	<b>₱217,461,024</b>	<b>₱26,525,680</b>	<b>₱77,377,108</b>	<b>₱5,489,931,771</b>

**Other Segment Information**

Capital expenditures for property and equipment						₱284,980,136
Depreciation and amortization <sup>(d)</sup>						425,962,749
Noncash expenses other than depreciation and amortization						68,250,011

<sup>(a)</sup> Other income (expenses) exclude equity in net earnings of associates and joint venture, interest expense and interest income.

<sup>(b)</sup> Segment assets exclude goodwill, investments in and advances to associates and joint venture and net deferred tax assets.

<sup>(c)</sup> Segment liabilities exclude interest-bearing loans and borrowings, bonds payable, pension liabilities and lease liabilities.

<sup>(d)</sup> Depreciation and amortization exclude those related to ROU assets.



	For the three-month period ended June 30, 2020					
	Metro Manila	Northern Luzon	Southern Luzon	Visayas	Mindanao	Consolidated
<b>Revenues</b>						
External revenue	₱71,680,315	₱7,241,392	₱28,189,143	₱2,120,634	₱2,504,643	₱111,736,127
<b>Results</b>						
Loss before other income (expenses) and income tax	(₱116,532,695)	(₱21,391,314)	(₱39,613,601)	(₱3,662,430)	(₱8,701,334)	(₱189,901,374)
Equity in net losses of associates and joint venture	(1,783,119)	-	-	-	-	(1,783,119)
Interest expense	(67,907,431)	(1,390,713)	(1,832,473)	(382,212)	(854,410)	(72,367,239)
Interest income	826,265	14,693	107,793	4,291	3,448	956,490
Other income <sup>(a)</sup>	30,341,265	-	-	-	-	30,341,265
Benefit from income tax	15,907,041	-	-	-	-	15,907,041
<b>Net Loss</b>	<b>(₱139,148,674)</b>	<b>(₱22,767,334)</b>	<b>(₱41,338,281)</b>	<b>(₱4,040,351)</b>	<b>(₱9,552,296)</b>	<b>(₱216,846,936)</b>
<b>EBITDA</b>						<b>(₱55,975,239)</b>

	As at June 30, 2020					
	Metro Manila	Northern Luzon	Southern Luzon	Visayas	Mindanao	Consolidated
<b>Assets and Liabilities</b>						
Segment assets <sup>(b)</sup>	₱8,009,819,915	₱835,073,144	₱959,895,983	₱73,540,482	₱148,792,889	₱10,027,122,413
Goodwill (see Note 16)	229,750,336	-	-	-	-	229,750,336
Investments in and advances to associates and joint venture (see Note 13)	501,846,375	-	-	-	-	501,846,375
Noncurrent asset held for sale (see Note 10)	419,115,894	-	-	-	-	419,115,894
Deferred tax assets - net (see Note 30)	47,098,516	906,468	1,701,851	256,259	80,132	50,043,226
<b>Total Assets</b>	<b>₱9,207,631,036</b>	<b>₱835,979,612</b>	<b>₱961,597,834</b>	<b>₱73,796,741</b>	<b>₱148,873,021</b>	<b>₱11,227,878,244</b>
Segment liabilities <sup>(c)</sup>	₱586,840,501	₱45,962,613	₱88,543,503	₱15,534,353	₱31,393,474	₱768,274,444
Interest-bearing loans and borrowings (see Note 18)	1,154,693,192	-	-	-	-	1,154,693,192
Bonds payable (see Note 19)	2,966,097,772	-	-	-	-	2,966,097,772
Pension liabilities (see Note 28)	49,603,591	4,699,923	10,403,110	45,508	1,746,872	66,499,004
Lease liabilities (see Note 29)	127,280,519	82,870,413	102,454,338	21,752,743	49,435,634	383,793,647
<b>Total Liabilities</b>	<b>₱4,884,515,575</b>	<b>₱133,532,949</b>	<b>₱201,400,951</b>	<b>₱37,332,604</b>	<b>₱82,575,980</b>	<b>₱5,339,358,059</b>

**Other Segment Information**

Capital expenditures for property and equipment						₱34,016,272
Depreciation and amortization <sup>(d)</sup>						110,068,216
Noncash expenses other than depreciation and amortization						4,813,649

<sup>(i)</sup> Other income (expenses) exclude equity in net earnings of associates and joint venture, interest expense and interest income.

<sup>(j)</sup> Segment assets exclude goodwill, investments in and advances to associates and joint venture, noncurrent asset held for sale and net deferred tax assets.

<sup>(k)</sup> Segment liabilities exclude interest-bearing loans and borrowings, bonds payable, pension liabilities and lease liabilities.

<sup>(l)</sup> Depreciation and amortization exclude those related to ROU assets.



---

#### 4. Significant Accounting Judgments, Estimates and Assumptions

The preparation of the consolidated financial statements in conformity with PFRS requires management to make judgments, estimates and assumptions that affect the amounts reported in the consolidated financial statements and accompanying notes. The estimates used are based upon management's evaluation of relevant facts and circumstances as at the date of the consolidated financial statements, giving due consideration to materiality. Actual results could differ from such estimates.

The Group believes the following represents a summary of these significant judgments, estimates and assumptions and related impact and associated risks in its consolidated financial statements.

In response to the COVID-19 outbreak, which has caused global economic disruption, STI ESG has implemented programs to minimize the risks related to COVID-19 and continue its operations.

Management has considered the potential impact of COVID-19 pandemic on the Group's significant accounting judgments and estimates and there are no changes to the significant judgments and estimates in the June 30, 2022 consolidated financial statements from those applied in previous financial periods, other than for those disclosed under this section.

##### Judgments

In the process of applying the Group's accounting policies, management has made the following judgments, apart from those involving estimations, which have the most significant effect on the amounts recognized in the Group's consolidated financial statements.

*Determination of Control Arising from a Management Contract.* The Parent Company has management contract with STI Caloocan. Management has concluded that the Parent Company, in substance, has the power to direct its relevant activities and has the means to obtain the majority of the benefits of STI Caloocan, a non-stock corporation, through the management contract. Management has assessed that it has control of STI Caloocan and accordingly, classifies the entity as subsidiary effective from the date control was obtained.

##### *Classification and Measurement of Financial Assets*

###### *a. Contractual Cash Flows Assessment*

For each financial asset, the Group assesses the contractual terms to identify whether the instrument is consistent with SPPI.

“Principal” for the purpose of this test is defined as the fair value of the financial asset at initial recognition and may change over the life of the financial asset if there are payments of principal or amortization of the premium/discount. “Interest” is defined as the compensation for the time value of money and credit risk although it can also include compensation for other lending risks such as liquidity, administrative costs and profit margin.

The most significant elements of interest within a lending arrangement are typically the consideration for the time value of money and credit risk. To make the SPPI assessment, the Group applies judgment and considers relevant factors such as the currency in which the financial asset is denominated and the period for which the interest rate is set.

In contrast, contractual terms that introduce a more than de minimis exposure to risks or volatility in the contractual cash flows that are unrelated to a basic lending arrangement do not give rise to contractual cash flows that are SPPI on the amount outstanding. In such cases, the financial asset is required to be measured at FVPL.



*b. Evaluation of Business Model in Managing Financial Instruments*

The Group determines its business model at the level that best reflects how it manages financial assets to achieve its business objective. The Group's business model is not assessed on an instrument-by-instrument basis but at a higher level of aggregated portfolios.

In determining the classification of a financial instrument under PFRS 9, the Group evaluates in which business model a financial instrument or a portfolio of financial instruments belong to taking into consideration the objectives of each business model established by the Group, various risks and the expected frequency, value, timing, as well as the manner of compensation for them.

The business model assessment is based on reasonably expected scenarios without taking "worst case" or "stress case" scenarios into account. If cash flows after initial recognition are realized in a way that is different from the Group's original expectations, the Group does not change the classification of the remaining financial assets held in that business model but incorporates such information when assessing newly originated or newly purchased financial assets going forward.

*Recognition of revenue from tuition and other school fees, educational services and royalty fees over time.* The Group concluded that tuition and other school fees, educational services, and royalty fees are to be recognized over time using the output method on the basis of time lapsed over the service period as it provides a representation of the Group's performance in transferring control of the services to the students and franchisees, respectively. The fact that another entity would not need to re-perform the service that the Group has provided to date demonstrates that the students and franchisees simultaneously receive and consume the benefits of the Group's performance as it performs.

*Recognition of revenue from the sale of educational materials and supplies at the point in time.* Revenue from the sale of educational materials and supplies is recognized at the point in time when the control of the asset is transferred to the customer, generally upon receipt of the goods by franchisees and students. It is also the point in which the customer has a present right to payment for the asset and the Group has transferred physical possession of the asset.

*Significant Influence on an Associate.* The Parent Company has an equity interest of 5.05% in STI Holdings (see Note 13). Management has assessed that it has significant influence by virtue of its pooling agreement with other stockholders of STI Holdings owning 31.12% of the voting stock of STI Holdings resulting in total voting power of 36.19%. Under this agreement, the Parent Company and the stockholder will pool their shares in STI Holdings and vote as a block in all matters that would require a vote of the shareholders and the BOD. Accordingly, the Parent Company has the power to participate in the financial and operating policy decisions of STI Holdings and accounts for the said investment on an associate.

*Noncurrent Asset Held for Sale.* As discussed in Note 10, the receivable from STI Tanay is secured by real estate mortgages over certain properties which include STI Tanay's land and building, including improvements thereon, and a third-party mortgage over land and building including improvements thereon, located in Pasig City (Pasig Property).

On March 16, 2021, the extrajudicial foreclosure sale for the Pasig Property was completed and STI ESG was declared as the winning bidder. On July 14, 2021, the Clerk of Court and Ex-Officio Sheriff of Pasig City issued the certificate of sale to STI ESG and the same was annotated on August 5, 2021. Consequently, STI ESG recognized the said property as part of land and building under "Investment properties".



STI Tanay and the mortgagors were given a one year redemption period from the date the certificate of sale was annotated. On June 30, 2022, STI Tanay and the mortgagors sought the redemption of the Pasig Property for ₱19.0 million. STI ESG executed the Certificate of Redemption and the release and cancellation of the third-party mortgage of the Pasig Property. Pending the actual tender of the redemption price, STI ESG did not recognize the redemption and accordingly reclassified the Pasig Property from “Investment properties” to “Noncurrent asset held for sale” in view of the expected redemption upon actual receipt of the redemption price. Management considered the Pasig Property to meet the criteria to be classified as held for sale for the following reasons:

- STI Tanay and the mortgagors have one year redemption period from the date the certificate of sale was annotated (i.e., August 5, 2021); hence, management expects to complete the sale within one year from the date of classification
- The Pasig Property is available for immediate sale/redemption in its present condition
- The Pasig Property will be redeemed at a reasonable price in relation to its fair value
- STI Tanay is the specified buyer of the property and actions to complete the redemption have been initiated

With the classification of noncurrent asset held for sale, STI ESG ceased the accounting for the Pasig Property as investment properties and the property was carried at the lower of its carrying amount or fair value less costs to sell.

On June 27, 2017, STI ESG’s BOD approved the disposal of STI ESG’s shares in Maestro Holdings to enable STI ESG to focus on its core business of offering educational services. Management considered the investment in the shares of Maestro Holdings to meet the criteria to be classified as held for sale for the following reasons:

- The BOD approved the disposal of the shares in Maestro Holdings
- The investment in the shares of Maestro Holdings is available for immediate sale in its present condition
- The shares will be sold at a price approximating its current fair value
- Actions to locate a buyer and complete the sale have been initiated
- Management expects to complete the sale within one year from the date of classification

As a result of the classification as noncurrent asset held for sale, STI ESG ceased the use of the equity method of accounting for the investment in Maestro Holdings effective June 30, 2017 and was carried at the lower of its carrying amount and fair value less costs to sell.

On September 24, 2020, STI ESG’s BOD approved the sale to a third-party investor for a consideration higher than its present carrying value, subject to completion of certain closing conditions.

On December 11, 2020, the BOD of STI ESG approved the sale of STI ESG’s 20% stake in Maestro Holdings to Chita SPC Limited, for and on behalf of its segregated portfolio Cam Sea Special Opportunities Fund Segregated Portfolio (Chita SPC Limited), for a purchase price of US\$10.0 million, subject to such terms and conditions as are beneficial to the interest of STI ESG (see Note 10).

*Contingencies.* The Group is currently a party in a number of cases involving claims and disputes related to the collection of receivables and labor cases. The Group’s estimate of the probable costs for the resolution of these claims has been developed in consultation with outside legal counsels handling defense in these matters and is based upon an analysis of potential results. Management and its legal counsels believe that the Group has substantial legal and factual bases for its position and are of the opinion that losses arising from these legal actions, if any, will not have a material adverse impact on the consolidated financial statements. It is possible, however, that future results of operations could be



materially affected by changes in the estimates or in the effectiveness of strategies relating to these proceedings (see Note 34).

#### Estimates and Assumptions

The key assumptions concerning the future and other key sources of estimation uncertainty at the financial reporting date that have a significant risk of causing a material adjustment to the carrying amounts of assets and liabilities within the next financial year are discussed below.

*Measurement of expected credit losses.* ECLs are derived from unbiased and probability-weighted estimates of expected loss, and are measured as follows:

- Financial assets that are not credit-impaired at the reporting date: as the present value of all cash shortfalls over the expected life of the financial asset discounted by the effective interest rate. The cash shortfall is the difference between the cash flows due to the Group in accordance with the contract and the cash flows that the Group expects to receive.

Financial assets that are credit-impaired at the reporting date: as the difference between the gross carrying amount and the present value of estimated future cash flows discounted by the credit-adjusted effective interest rate.

The ECL is measured on either a 12-month or lifetime basis depending on whether a significant increase in credit risk has occurred since initial recognition or whether an asset is considered to be credit-impaired. ECLs are the discounted product of the Probability of Default (PD), Loss Given Default (LGD), and Exposure at Default (EAD), defined as follows:

- *Probability of default*  
The PD represents the likelihood of a borrower defaulting on its financial obligation, either over the next 12 months, or over the remaining life of the obligation. PD estimates are estimates at a certain date, which are calculated based on statistical rating models based on internally compiled data comprising both quantitative and qualitative factors. Where it is available, market data may also be used to derive the PD.
- *Loss given default*  
LGD represents the Group's expectation of the extent of loss on a defaulted exposure, taking into account the mitigating effect of collateral, its expected value when realized and the time value of money.
- *Exposure at default*  
EAD is based on the amounts the Group expects to be owed at the time of default, over the next 12 months or over the remaining lifetime.

*Simplified approach for receivables from students.* The Group applies the simplified approach in calculating ECLs of receivables from students. The Group develops loss rates based on days past due for each grouping of receivables per school term. The methodology is initially based on the Group's historically observed default rates. The Group will then adjust the historical credit loss experience using forward-looking information. At every reporting date, the historical default rates are updated and changes in the forward-looking estimates are analyzed.

The assessment of the correlation between historical default rates, forecast economic conditions and ECLs is a significant estimate. The amount of ECLs is sensitive to changes in circumstances and of forecast economic conditions. The Group's historical credit loss experience and forecast of economic conditions may also not be representative of the customer's actual default in the future.



The Group's impairment calculations are outputs of statistical models with a number of underlying assumptions regarding the choice of variable inputs and their interdependencies. Elements of the impairment models that are considered accounting judgments and estimates include:

- The Group's criteria for defining default and for assessing if there has been a significant increase in credit risk;
- The segmentation of financial assets when impairment is assessed on a collective basis;
- The choice of inputs and the various formulas used in the impairment calculation;
- Determination of relationships between macroeconomic scenarios and, economic inputs, such as unemployment levels and collateral values, and the effect on PDs, EADs and LGDs; and
- Selection of forward-looking macroeconomic scenarios and their probability weightings, to derive the economic inputs into the impairment models.

It is the Group's policy to regularly review its models in the context of actual loss experience and adjust when necessary. The Group has considered the impact of COVID-19 pandemic on the ECLs of its financial instruments, mainly receivables from students. The amount and timing of the ECLs, as well as the probability assigned thereto, have been based on the available information at the end of the first three months subsequent to report date. As a result of this review, the probability of default of receivables from students that are due subsequent to report date was adjusted accordingly. Additional scenario analysis was incorporated which considered differing severity and duration assumptions relating to the global pandemic. This included probability-weighted shocks to annual gross domestic product (GDP) and consequential impacts on unemployment and other economic variables.

As uncertainties in market trend and economic conditions may remain persistent amidst the continuous spread of COVID-19, actual results in the future periods may differ from the estimates.

*Incorporation of forward-looking information.* The Group incorporates forward-looking information into both its assessment of whether the credit risk of an instrument has increased significantly since its initial recognition and its measurement of ECL.

The Group has identified and documented key drivers of credit risk and credit losses of each portfolio of financial instruments and, using an analysis of historical data, has estimated relationships between macro-economic variables and credit risk and credit losses.

The macro-economic variables include the following key indicators for the Philippines: unemployment rates, inflation rates and GDP growth rate. The inputs and models used for calculating ECL may not always capture all characteristics of the market at the date of the consolidated financial statements. To reflect this, qualitative adjustments or overlays are occasionally made as temporary adjustments when such differences are significantly material.

The Group has not identified any uncertain event that it has assessed to be relevant to the risk of a default occurring but where it is not able to estimate the impact on ECL due to lack of reasonable and supportable information.

The Group recognized provision for ECL amounting to ₱114.4 million and ₱48.6 million for the years ended June 30, 2022 and 2021, respectively, and ₱2.0 million for the three-month period ended June 30, 2020. Allowance for ECL on receivables amounted to ₱244.7 million and ₱138.8 million as at June 30, 2022 and 2021, respectively. The carrying amounts of receivables as at June 30, 2022 and 2021 are disclosed in Note 6 to the consolidated financial statements.

*Valuation of Noncurrent Assets Held for Sale.* PFRS 5 requires noncurrent assets held for sale to be carried at the lower of fair value less costs to sell and its carrying amount.





For the investment properties held for sale, the Group engaged an independent professionally qualified appraiser to determine the fair value of the properties. The Level 3 fair value of these properties was derived using the market approach. The market approach is a comparative approach to value which considers the sale of similar or substitute properties and related market data and establishes a value estimate by a process involving comparison.

For the equity investment held for sale, Management used the adjusted consolidated net assets value of PhilPlans First, Inc. (PhilPlans) and discounted cash flows from the financial budget covering five years approved by the management of Philippine Life Financial Assurance Corporation (PhilLife) and PhilhealthCare, Inc. (PhilCare) in estimating the fair value of Maestro Holdings. PhilPlans consists primarily of investments in listed equity instruments, government bonds, other fixed-income securities (accounts valued at Level 1 and Level 2) and pre-need reserves. Management used a discount rate for the discounted cash flows of PhilLife and PhilCare equal to the prevailing rates of return for a group having substantially the same risks and characteristics. Key assumptions used by management are growth rates, long-term growth rate, discount rates, discount on lack of control (DLOC), discount on lack of marketability (DLOM) and estimated costs to sell (under Level 3).

Provision for impairment loss on noncurrent assets held for sale amounted to ₱34.3 million for the year ended June 30, 2022. No impairment was recognized for the year ended June 30, 2021 and the three-month period ended June 30, 2020. In December 2020, STI ESG disposed its 20% stake in Maestro Holdings. As at June 30, 2022 and 2021, the carrying value of the noncurrent asset held for sale amounted to ₱19.0 million and nil, respectively (see Note 10).

*Estimating Useful Lives of Nonfinancial Assets.* Management determines the estimated useful lives and the related depreciation and amortization charges for its property and equipment, investment properties, excluding land, and intangible assets based on the period over which the property and equipment, investment properties and intangible assets are expected to provide economic benefits. Management's estimation of the useful lives of property and equipment, investment properties and intangible assets is based on a collective assessment of industry practice, internal technical evaluation and experience with similar assets while for intangible assets with a finite life, estimated useful life is based on the economic useful benefit of the intangible assets. These estimations are reviewed periodically and could change significantly due to physical wear and tear, technical or commercial obsolescence and legal or other limits on the use of the assets. A reduction in the estimated useful lives of property and equipment, investment properties and intangible assets would increase recorded expenses and decrease noncurrent assets.

There was no change in the estimated useful lives of the Group's property and equipment, investment properties and intangible assets as at June 30, 2022 and 2021. The carrying values of nonfinancial assets subject to depreciation and amortization are as follows:

	<b>June 30, 2022</b>	June 30, 2021
Property and equipment (see Note 11)	<b>₱5,148,047,561</b>	₱5,164,988,119
Investment properties (see Note 12)	<b>474,215,142</b>	433,637,481
Intangible assets (see Note 16)	<b>33,126,676</b>	31,003,360

*Impairment of Nonfinancial Assets.* PFRS requires nonfinancial assets, excluding goodwill and intangible assets with indefinite useful life, to be tested for impairment when certain impairment indicators are present, irrespective of whether there are any indications of impairment. Nonfinancial assets include property and equipment, investment properties, investment in and advances to associates and joint venture, intangible assets and other noncurrent assets.



Management is required to make estimates and assumptions to determine the future cash flows to be generated from the continued use and ultimate disposition of these assets in order to determine the value of these assets. While STI ESG believes that the assumptions used are reasonable and appropriate, these estimates and assumptions can materially affect the consolidated financial statements. Future adverse events may cause management to conclude that the affected assets are impaired and may have a material impact on the financial condition and results of operations of the Group.

The carrying value of property and equipment, investment properties, investments in and advances to subsidiaries, associates and joint venture, intangible assets and other noncurrent assets are disclosed in Notes 11, 12, 13, 14 and 16, respectively.

The Group recognized a provision for impairment of investments in and advances to associates and joint venture amounting to nil and ₱10.3 million for the years ended June 30, 2022 and 2021 respectively. No impairment was recognized for the three-month period ended June 30, 2020. As at June 30, 2022 and 2021, the carrying value of the investments in and advances to subsidiaries, associates and joint venture amounted to ₱487.0 million and ₱503.8 million, respectively (see Note 13).

*Impairment of Goodwill and Intangible Assets with Indefinite Useful Life.* Acquisition method requires extensive use of accounting estimates and judgments to allocate the purchase price to the fair market values of the acquiree's identifiable assets, liabilities and contingent liabilities at the acquisition date. It also requires the acquirer to recognize any goodwill as the excess of the acquisition cost over the fair value of the acquiree's identifiable assets, liabilities and contingent liabilities. The Group's business acquisitions have resulted in goodwill and intangible assets with indefinite useful life which are subject to an annual impairment testing. This requires an estimation of the value in use of the CGUs to which the goodwill and intangible assets with indefinite useful life are allocated. Estimating the value in use requires the Group to make an estimate of the expected future cash flows from the CGU and also to choose a suitable discount rate in order to calculate the present value of those cash flows.

The Group also reviewed its business and operations to take into consideration the estimated impacts and effects of the COVID-19 pandemic on its operations. Using the updated information and various scenarios of future financial performance and cash flows, an assessment of the recoverability of certain assets as at reporting period was conducted.

The recoverable amounts of CGUs have been determined based on the value in use calculations using cash flow projections covering a five-year period based on long-range plans approved by management. The significant assumptions used in the value in use calculations are forecasted revenue growth, EBITDA margins, long-term growth rate and discount rate.

Management used an appropriate discount rate for cash flows equal to the prevailing rates of return for a group having substantially the same risks and characteristics. Management used the weighted average cost of capital wherein the source of the costs of equity and debt financing are weighted. The weighted average cost of capital is the overall required return on the CGUs. A pre-tax discount rate ranging from 12.9% to 13.9% and from 10.41% to 10.55% were used as at June 30, 2022 and 2021, respectively. The growth rate used in extrapolating the cash flows beyond the period covered by the CGU's recent budgets was 5.00%.

Impairment testing as at June 30, 2022 and 2021 showed that the CGUs recoverable amounts were greater than their carrying amounts. The Group recognized a provision for impairment of goodwill amounting to ₱3.8 million and nil for the years ended June 30, 2022 and 2021 respectively. No impairment was recognized for the three-month period ended June 30, 2020. Goodwill amounted to ₱227.9 million and ₱231.7 million as at June 30, 2022 and 2021, respectively; while intangible assets



with indefinite useful life amounted to ₱33.1 million and ₱31.0 million as at June 30, 2022 and 2021, respectively (see Note 16).

*Realizability of Deferred Tax Assets.* Deferred tax assets are recognized for unused tax losses to the extent that it is probable that taxable profit will be available against which the losses can be utilized. Significant management judgment is required to determine the amount of deferred tax assets that can be recognized, based upon the likely timing and the level of future taxable profits together with future tax planning strategies.

Deferred tax assets recognized as at June 30, 2022 and 2021 are disclosed in Note 30 of the consolidated financial statements.

*Measurement of Lease Liability.* The Group's lease liabilities are measured based on the present value of lease payments over the lease term using the Group's IBR.

▪ *Determination of Lease Term*

The Group has several lease contracts that include extension and termination options. The Group applies judgement in evaluating whether it is reasonably certain whether or not to exercise the option to renew or terminate the lease. That is, it considers all relevant factors that create an economic incentive for it to exercise either the renewal or termination. After the commencement date, the Group reassesses the lease term if there is a significant event or change in circumstances that is within its control and affects its ability to exercise or not to exercise the option to renew or to terminate (e.g., construction of significant leasehold improvements).

The Group determined that renewal periods of leases with longer periods are not included as part of the lease term as these are not reasonably certain to be exercised.

▪ *Estimating the Incremental Borrowing Rate*

The Group cannot readily determine the interest rate implicit in the lease, therefore, it uses its IBR to measure lease liabilities. The IBR is the rate of interest that the Group would have to pay to borrow over a similar term, and with a similar security, the funds necessary to obtain an asset of a similar value to the ROU asset in a similar economic environment. The IBR therefore reflects what the Group 'would have to pay', which requires estimation when no observable rates are available or when they need to be adjusted to reflect the terms and conditions of the lease. The Group estimates the IBR using observable inputs (such as market interest rates) when available and is required to make certain entity-specific estimates.

The Group's lease liabilities as at June 30, 2022 and 2021 are disclosed in Note 29 of the consolidated financial statements.

*Pension Cost.* The determination of the obligation and cost for pension benefits is dependent on the selection of certain assumptions provided by the Group to its actuaries in calculating such amounts. Those assumptions were described in Note 28 and included among others, discount rate and future salary increases. In accordance with Revised PAS 19, *Employee Benefits*, actual results that differ from the Group's assumptions are included in OCI and are not reclassified to profit or loss in subsequent periods. While it is believed that the assumptions are reasonable and appropriate, significant differences in actual experience or significant changes in assumptions may materially affect the Group's pension and other pension obligations.

The carrying values of pension assets and pension liabilities as at June 30, 2022 and 2021 are disclosed in Note 28 of the consolidated financial statements.



## 5. Cash and Cash Equivalents

This account consists of:

	<b>June 30, 2022</b>	June 30, 2021
Cash on hand and in banks	<b>₱832,691,411</b>	₱694,020,726
Cash equivalents	<b>409,838,054</b>	508,113,960
	<b>₱1,242,529,465</b>	₱1,202,134,686

Cash in banks earn interest at their respective deposit rates. Cash equivalents are short-term investments, placed for varying periods of up to three months, depending on the immediate cash requirements of the Group, and earn interest at their respective short-term investment rates.

Interest earned from cash in banks and cash equivalents amounted to ₱2.6 million, ₱2.8 million and ₱0.6 million for the years ended June 30, 2022 and 2021 and the three-month period ended June 30, 2020, respectively (see Note 23).

The Group recognized unrealized gain on foreign exchange differences in its dollar-denominated cash and cash equivalents amounting to ₱44.5 million and ₱0.7 million for the years ended June 30, 2022 and 2021, respectively (nil for the three-month period ended June 30, 2020). The Group also recognized a realized net gain on foreign exchange differences in its dollar-denominated cash and cash equivalents amounting to ₱1.3 million and ₱3.3 million for the years ended June 30, 2022 and 2021, respectively (nil for the three-month period ended June 30, 2020).

## 6. Receivables

This account consists of:

	<b>June 30, 2022</b>	June 30, 2021
Tuition and other school fees	<b>₱528,848,458</b>	₱398,444,170
Educational services	<b>87,504,908</b>	92,034,811
Rent, utilities and other related receivables	<b>34,029,520</b>	31,545,623
Advances to officers and employees (see Note 31)	<b>15,632,949</b>	16,267,796
Receivable from STI Tanay	<b>6,758,041</b>	16,373,591
Dividend receivable	-	791,884
Others	<b>17,036,079</b>	20,347,620
	<b>₱689,809,955</b>	575,805,495
Less allowance for expected credit losses	<b>244,683,777</b>	138,802,580
	<b>₱445,126,178</b>	₱437,002,915

The terms and conditions of the receivables are as follows:

- a. Tuition and other school fees include receivables from students, DepEd, CHED, and Development Bank of the Philippines (DBP).

On March 17, 2021, STI ESG executed a Memorandum of Agreement (MOA) with DBP for the implementation of the DBP Resources for Inclusive and Sustainable Education Program (DBP RISE). The program grants financial assistance to deserving students from the ranks of underprivileged Filipino families who aspire to pursue studies in DBP-accredited public and private tertiary schools. DBP RISE covers (1) the total cost of tuition fees for all year levels



of the entire course or program based on the partner school's tuition fees structure which is determined at the beginning of the first term of the course or program starting SY 2020-2021, and (2) student support fund which covers other school fees, miscellaneous fees, and living allowance that will be determined and set by DBP. STI ESG and DBP executed a similar MOA in November 2021 covering the implementation of DBP RISE for deserving students enrolled beginning SY 2021-2022.

These receivables are noninterest-bearing. Receivables from students are normally collected on or before the date of major examinations while receivables from DepEd, CHED and DBP are expected to be collected in full within the next fiscal year.

- b. Educational services pertain to receivables from franchisees arising from educational services, royalty fees, and other charges. These receivables are generally noninterest-bearing and are normally collected within 30 days. Interest is charged on past due accounts.

Interest earned from past due accounts amounted to ₱2.0 million, ₱0.9 million and ₱0.3 million for the years ended June 30, 2022 and 2021, and the three-month period ended June 30, 2020, respectively (see Note 23).

- c. Rent, utilities, and other related receivables are normally collected within the year.
- d. Receivable from STI Tanay substantially represents the receivable for educational services rendered by STI ESG to the franchisee (see Notes 12 and 16).

STI ESG recognized a provision for ECL amounting to ₱6.8 million on receivable from STI Tanay for the year ended June 30, 2022 (nil for the year ended June 30, 2021 and the three-month period ended June 30, 2020).

- e. Advances to officers and employees are normally liquidated within one month.
- f. Dividend receivable as at June 30, 2021 pertains to dividends declared by De Los Santos Medical Center, Inc. (DLSMC) in June 2021 which were received by STI ESG on July 15, 2021.
- g. Others mainly include receivables from a former franchisee and vendors of STI ESG amounting to ₱1.6 million and ₱6.7 million for the years ended June 30, 2022 and 2021, respectively. This account also includes receivables from the Social Security System amounting to ₱4.0 million and ₱4.3 million as at June 30, 2022 and 2021, respectively. These receivables are expected to be collected within the year.

The movements in allowance for expected credit losses are as follows:

	<b>June 30, 2022</b>		
	<b>Tuition and Other School Fees</b>	<b>Others</b>	<b>Total</b>
Balance at beginning of year	<b>₱132,433,097</b>	<b>₱6,369,483</b>	<b>₱138,802,580</b>
Provisions (see Note 26)	<b>104,607,244</b>	<b>9,819,180</b>	<b>114,426,424</b>
Write-off	<b>(8,545,227)</b>	<b>–</b>	<b>(8,545,227)</b>
Balance at end of year	<b>₱228,495,114</b>	<b>₱16,188,663</b>	<b>₱244,683,777</b>



	June 30, 2021		
	Tuition and Other School Fees	Others	Total
Balance at beginning of year	₱142,187,816	₱2,947,861	₱145,135,677
Provisions (see Note 26)	45,208,275	3,421,622	48,629,897
Write-off	(54,962,994)	-	(54,962,994)
<b>Balance at end of year</b>	<b>₱132,433,097</b>	<b>₱6,369,483</b>	<b>₱138,802,580</b>

Recovery of accounts written off amounted to ₱9.2 million, ₱6.4 million and ₱0.1 million for the years ended June 30, 2022 and 2021, and the three-month period ended June 30, 2022, respectively.

## 7. Inventories

This account consists of:

	June 30, 2022	June 30, 2021
At cost:		
Educational materials:		
Uniforms	<b>₱128,580,366</b>	₱140,605,612
Textbooks and other education-related materials	<b>10,459,842</b>	14,848,007
	<b>139,040,208</b>	155,453,619
Promotional materials:		
Proware materials	<b>10,874,120</b>	11,199,903
Marketing materials	<b>387,296</b>	3,514,387
	<b>11,261,416</b>	14,714,290
School materials and supplies	<b>3,411,607</b>	2,906,995
	<b>₱153,713,231</b>	₱173,074,904

Inventories recognized as obsolete, substantially composed of old tertiary uniforms and textbooks, are fully provided with allowance for inventory obsolescence. Hence, the carrying value of these inventories at net realizable value is nil as at June 30, 2022 and 2021. Allowance for inventory obsolescence amounted to ₱18.5 million and ₱16.5 million as at June 30, 2022 and 2021, respectively. Additional provision for inventory obsolescence resulting from the excess of cost over the net realizable value of these obsolete inventories recognized for the years ended June 30, 2022 and 2021 amounted to ₱2.0 million and ₱0.8 million, respectively (see Note 26). No provision was recognized for the three-month period ended June 30, 2020.

Inventories charged to cost of educational materials and supplies sold amounted to ₱23.8 million, ₱19.4 million and ₱0.1 million for the years ended June 30, 2022 and 2021, and the three-month period ended June 30, 2020, respectively (see Note 25).



## 8. Prepaid Expenses and Other Current Assets

This account consists of:

	<b>June 30, 2022</b>	June 30, 2021
Prepaid taxes	<b>₱40,051,103</b>	₱29,725,931
Input VAT - net	<b>9,872,870</b>	8,605,899
Prepaid subscriptions and licenses	<b>9,854,663</b>	8,491,066
Software maintenance cost	<b>1,743,610</b>	1,567,359
Prepaid insurance	<b>563,395</b>	6,214,726
Prepaid internet cost	<b>126,227</b>	2,137,464
Excess contributions to CEAP (see Note 28)	–	2,315,227
Others	<b>4,020,305</b>	1,705,361
	<b>₱66,232,173</b>	₱60,763,033

Prepaid taxes represent excess creditable withholding taxes over tax due which will be applied against income tax due on the following period. This account also includes prepayments for business and real property taxes which will be recognized as expense over the period covered.

Net input VAT represents the remaining balance after application against output VAT and is recoverable in the next fiscal year. Input VAT is primarily from the purchase of goods and services.

Prepaid subscriptions and licenses substantially pertain to Microsoft license, eLMS, and Adobe Acrobat subscriptions which were renewed in preparation for SY 2022-2023. These subscriptions are normally renewed annually and are recognized as expense in accordance with the terms of the respective agreements.

Software maintenance cost includes annual support and maintenance charges for the use of accounting and enrollment systems and are amortized in accordance with the terms of the agreements.

Prepaid insurance primarily represents vehicle insurance coverages as at June 30, 2022 and substantially pertains to health coverage of employees and fire and other risks insurance on buildings as at June 30, 2021, which were paid in advance and are recognized as expense over the period of coverage which is within the next reporting period.

Prepaid internet cost represents the balance of the load wallet for data connectivity of the students as at June 30, 2022 and 2021. STI ESG partnered with Smart Communications, Inc. (Smart) and Globe Telecom, Inc. (Globe) to provide students with a 34GB Smart SIM and up to 20GB Globe data plan or load per month, respectively in SY 2020-2021 and SY 2021-2022. Through this, students may access their eLMS, Microsoft Office 365 accounts, One STI Student Portal app, and other collaborative online learning tools anytime.

Excess contributions to Catholic Educational Association of the Philippines Retirement Plan (CEAP) pertain to contributions made by De Los Santos-STI College and STI QA to CEAP which are already considered forfeited pension benefits of those employees who can no longer avail their pension benefits either because they did not meet the required tenure of ten (10) years or they did not reach the retirement age of sixty (60) when they left the service or when De Los Santos-STI College and STI QA have already advanced the benefits of qualified employees. In August 2021, the BODs of De Los Santos-STI College and STI QA authorized the withdrawal of the retirement funds from CEAP in view of the suspension of operations of the two schools. The BODs also authorized the transfer of the retirement funds from CEAP to the custody of a trustee bank that administers the retirement funds of the Group.



On May 23, 2022, the retirement funds aggregating to ₱6.1 million have been transferred to the trustee bank that administers the retirement funds of the Group (see Note 28).

During the year, the Group purchased 4,000 COVID-19 vaccine doses amounting to ₱5.4 million in its continued commitment to the health and safety of its employees and in support of the government's national vaccination program. The unutilized portion amounting to ₱2.9 million is recognized as part of other prepaid expenses as at June 30, 2022.

---

## 9. Equity Instruments at Fair Value through Profit or Loss (FVPL)

Equity instruments at FVPL represents the Group's investment in quoted equity shares of RL Commercial REIT, Inc. (RCR) held for trading amounting to ₱9.6 million as at June 30, 2022.

In September 2021, STI ESG acquired quoted equity shares of RCR amounting to ₱10.0 million for 1,550,000 shares at ₱6.45 per share. STI ESG recognized fair value loss on equity instruments at FVPL amounting to ₱0.4 million for the year ended June 30, 2022.

STI ESG recognized dividend income from RCR amounting to ₱0.4 million for the year ended June 30, 2022.

---

## 10. Noncurrent Asset Held for Sale

### Property Acquired through Extrajudicial Foreclosure

As at June 30, 2022, noncurrent asset held for sale of ₱19.0 million represents the carrying value of land and building located in Pasig acquired by STI ESG through extrajudicial foreclosure which are expected to be fully redeemed by STI Tanay subsequent to the fiscal year end.

As discussed in Note 16, the receivable from STI Tanay is secured by real estate mortgages over the following properties: (a) land and building where STI Tanay is situated, including all improvements thereon, and registered in the name of STI Tanay (Tanay Property) (see Note 12); and (b) land and building including improvements thereon, located in Pasig City (Pasig Property). STI ESG started foreclosure proceedings after several demand/collection letters were sent to STI Tanay.

On March 16, 2021, the extrajudicial foreclosure sale for the Pasig Property was completed and STI ESG was declared as the winning bidder. On July 14, 2021, the Clerk of Court and Ex-Officio Sheriff of Pasig City issued the certificate of sale to STI ESG and the same was annotated on August 5, 2021. Consequently, STI ESG recognized the said property as part of land and building under "Investment properties" at appraised values amounting to ₱44.2 million and ₱9.7 million, respectively. The difference between the fair value and derecognized receivable from STI Tanay amounting to ₱19.0 million was recognized as part of "Gain on settlement of receivable" for the year ended June 30, 2022 (see Note 16).

STI Tanay and the mortgagors were given a one-year redemption period from the date the certificate of sale was annotated. On June 30, 2022, STI Tanay and the mortgagors sought the redemption of the Pasig Property for ₱19.0 million. STI ESG executed the Certificate of Redemption and the release and cancellation of the third-party mortgage of the Pasig Property. Pending the actual tender of the redemption price, STI ESG did not recognize the redemption and accordingly reclassified the Pasig Property from "Investment properties" to "Noncurrent asset held for sale" in view of the expected redemption upon actual receipt of the redemption price (see Note 12).





With the classification of noncurrent asset held for sale, STI ESG ceased the accounting for the Pasig Property as investment properties and the property was carried at the lower of its carrying amount or fair value less costs to sell. Consequently, STI ESG recognized a provision for impairment on the Pasig Property amounting to ₱34.3 million to bring the carrying value to its redemption price. The gain on settlement of receivable and the provision for impairment of noncurrent asset held for sale were presented as part of “Gain on settlement of STI Tanay receivables, net of provision for impairment of noncurrent asset held for sale” in the 2022 consolidated statement of comprehensive income.

On July 29, 2022, STI Tanay, the mortgagors and STI ESG entered into a Memorandum of Agreement (the “Agreement”) for the settlement of the outstanding obligations of STI Tanay (including receivable for educational services rendered by STI ESG discussed in Note 6) through the performance of the following terms and conditions as set forth in the Agreement: (1) assignment and conveyance by STI Tanay of the Tanay property to STI ESG (see Note 12); (2) payment of the ₱19.0 million for the redemption of the Pasig property (discussed above); (3) assignment of STI Tanay’s rights to the unbilled or unclaimed DepEd SHS Vouchers for SYs 2019-2020, 2020-2021, and 2021-2022 to STI ESG (future collections to be applied to receivable for educational services from STI Tanay); (4) assignment of STI Tanay’s rights to the use of the name of STI College Tanay”; and (5) change of corporate name of STI Tanay. On the same day, STI ESG received the full payment of ₱19.0 million for the redemption of the Pasig Property. Accordingly, STI ESG derecognized noncurrent asset held for sale amounting to ₱19.0 million (see Note 41).

#### Maestro Holdings

On June 27, 2017, STI ESG’s BOD approved the disposal of STI ESG’s 20% stake in Maestro Holdings to enable the Group to focus on its core business of offering educational services. With the classification as noncurrent asset held for sale on June 30, 2017, STI ESG ceased the use of the equity method of accounting for its investment in Maestro Holdings and the investment was carried at the lower of its carrying amount or fair value less costs to sell.

No provision for impairment was recognized for the three-month period ended June 30, 2020 prior to the sale.

On September 24, 2020, STI ESG’s BOD approved the sale to a third-party investor for a consideration higher than its present carrying value, subject to completion of certain closing conditions.

On December 11, 2020, STI ESG’s BOD approved the sale of STI ESG’s 20% stake in Maestro Holdings to Chita SPC Limited, for a purchase price of US\$10.0 million, subject to such terms and conditions as are beneficial to the interest of STI ESG.

On December 15, 2020, STI ESG and Chita SPC Limited executed a deed of absolute sale wherein the latter offered to purchase all 1,281,484 shares of STI ESG in Maestro Holdings representing 20% ownership, for a total consideration of US\$10.0 million, equivalent to ₱480.5 million. The amount of US\$10.0 million has been fully paid to STI ESG. This transaction resulted in a gain amounting to ₱15.5 million (net of capital gains tax of ₱45.9 million) which is presented as “gain on sale of noncurrent asset held for sale, net of capital gains tax” in the consolidated statement of comprehensive income for the year ended June 30, 2021. The difference between the selling price of ₱480.5 million and the carrying value of STI ESG’s 20% stake in Maestro Holdings of ₱419.1 million amounted to a gain of ₱61.4 million. The capital gains tax of ₱45.9 million represents 15% of the ₱306.4 million, which is the difference between the selling price and the acquisition cost of investment amounting to ₱174.1 million. The sale also resulted in the reclassification of other comprehensive income associated with noncurrent asset held for sale to retained earnings and other equity reserve amounting to ₱91.1 million and ₱0.8 million, respectively (see Note 21).



## 11. Property and Equipment

The rollforward analyses of this account are as follows:

	June 30, 2022												
	Land	Buildings	Office and School Equipment	Office Furniture and Fixtures	Leasehold Improvements	Transportation Equipment	Computer Equipment and Peripherals	Library Holdings	Construction-in-Progress	Right-of-use Asset - Land	Right-of-use Asset - Building	Right-of-use Asset - Transportation Equipment	Total
<b>Cost, Net of Accumulated Depreciation and Amortization</b>													
Balance at beginning of year	₱2,488,984,252	₱4,590,611,250	₱176,877,629	₱47,968,478	₱39,171,002	₱116,024	₱25,594,125	₱16,703,495	₱288,328,328	₱124,820,876	₱131,861,240	₱11,264,000	₱7,942,300,699
Additions	1,518,671	51,526,758	30,810,718	4,506,078	2,440,323	-	20,754,284	3,176,226	-	-	29,634,249	7,179,591	151,546,898
Disposal	-	-	(15)	(2)	-	-	-	(543)	-	-	-	-	(560)
Reclassifications	-	282,874,086	-	-	-	-	-	-	(282,874,086)	-	-	-	-
Lease termination/modification (see Note 29)	-	-	-	-	-	-	-	-	-	5,842,960	(1,606,851)	(117,605)	4,118,504
Depreciation and amortization (see Notes 24 and 26)	-	(267,127,833)	(65,146,476)	(18,398,403)	(18,976,407)	(47,474)	(21,305,206)	(4,726,761)	-	(8,105,137)	(44,303,789)	(5,823,329)	(453,960,815)
<b>Balance at end of year</b>	<b>₱2,490,502,923</b>	<b>₱4,657,884,261</b>	<b>₱142,541,856</b>	<b>₱34,076,151</b>	<b>₱22,634,918</b>	<b>₱68,550</b>	<b>₱25,043,203</b>	<b>₱15,152,417</b>	<b>₱5,454,242</b>	<b>₱122,558,699</b>	<b>₱115,584,849</b>	<b>₱12,502,657</b>	<b>₱7,644,004,726</b>
<b>At June 30, 2022</b>													
Cost	₱2,490,502,923	₱6,517,973,584	₱758,451,137	₱321,161,912	₱211,042,447	₱6,856,161	₱398,309,185	₱131,763,413	₱5,454,242	₱148,154,218	₱251,255,216	₱56,843,093	₱11,297,767,531
Accumulated depreciation and amortization	-	1,860,089,323	615,909,281	287,085,761	188,407,529	6,787,611	373,265,982	116,610,996	-	25,595,519	135,670,367	44,340,436	3,653,762,805
<b>Net book value</b>	<b>₱2,490,502,923</b>	<b>₱4,657,884,261</b>	<b>₱142,541,856</b>	<b>₱34,076,151</b>	<b>₱22,634,918</b>	<b>₱68,550</b>	<b>₱25,043,203</b>	<b>₱15,152,417</b>	<b>₱5,454,242</b>	<b>₱122,558,699</b>	<b>₱115,584,849</b>	<b>₱12,502,657</b>	<b>₱7,644,004,726</b>



June 30, 2021

	Land	Buildings	Office and School Equipment	Office Furniture and Fixtures	Leasehold Improvements	Transportation Equipment	Computer Equipment and Peripherals	Library Holdings	Construction- in-Progress	Right-of-use Asset - Land	Right-of-use Asset - Building	Right-of-use Asset - Transportation Equipment	Total
<b>Cost, Net of Accumulated</b>													
<b>Depreciation and Amortization</b>													
Balance at beginning of year	₱2,303,062,317	₱4,704,479,911	₱202,100,780	₱60,431,467	₱67,772,908	₱739,198	₱49,804,523	₱15,519,876	₱198,632,318	₱132,631,411	₱170,097,944	₱13,468,108	₱7,918,740,761
Additions	2,870,012	122,593,192	47,316,989	8,130,813	1,777,994	216,065	5,327,352	7,051,708	89,696,010	-	26,771,300	7,259,169	319,010,604
Reclassification from other noncurrent assets (see Note 16)	183,051,923	-	-	-	-	-	-	-	-	-	-	-	183,051,923
Disposal	-	-	(86)	(6,476)	-	-	(44)	(15)	-	-	-	-	(6,621)
Reclassifications	-	15,678,326	(5,196,429)	-	(10,481,897)	-	-	-	-	-	-	-	-
Effect of business combinations (see Note 39)	-	-	717,716	153,987	135,323	-	-	55,866	-	-	-	-	1,062,892
Lease termination (see Note 29)	-	-	-	-	-	-	-	-	-	-	(19,095,588)	(2,592,066)	(21,687,654)
Depreciation and amortization (see Notes 24 and 26)	-	(252,140,179)	(68,061,341)	(20,741,313)	(20,033,326)	(839,239)	(29,537,706)	(5,923,940)	-	(7,810,535)	(45,912,416)	(6,871,211)	(457,871,206)
<b>Balance at end of year</b>	<b>₱2,488,984,252</b>	<b>₱4,590,611,250</b>	<b>₱176,877,629</b>	<b>₱47,968,478</b>	<b>₱39,171,002</b>	<b>₱116,024</b>	<b>₱25,594,125</b>	<b>₱16,703,495</b>	<b>₱288,328,328</b>	<b>₱124,820,876</b>	<b>₱131,861,240</b>	<b>₱11,264,000</b>	<b>₱7,942,300,699</b>
<b>At June 30, 2021</b>													
Cost	₱2,488,984,252	₱6,165,866,586	₱728,685,598	₱316,836,702	₱243,243,208	₱7,588,984	₱380,539,874	₱128,488,314	₱288,328,328	₱142,394,578	₱223,373,307	₱63,445,414	₱11,177,775,145
Accumulated depreciation and amortization	-	1,575,255,336	551,807,969	268,868,224	204,072,206	7,472,960	354,945,749	111,784,819	-	17,573,702	91,512,067	52,181,414	3,235,474,446
<b>Net book value</b>	<b>₱2,488,984,252</b>	<b>₱4,590,611,250</b>	<b>₱176,877,629</b>	<b>₱47,968,478</b>	<b>₱39,171,002</b>	<b>₱116,024</b>	<b>₱25,594,125</b>	<b>₱16,703,495</b>	<b>₱288,328,328</b>	<b>₱124,820,876</b>	<b>₱131,861,240</b>	<b>₱11,264,000</b>	<b>₱7,942,300,699</b>

The cost of fully depreciated property and equipment still used by the Group amounted to ₱1,289.0 million and ₱1,162.1 million as at June 30, 2022 and 2021, respectively. There were no idle property and equipment as at June 30, 2022 and 2021.



### Additions

*Land.* STI ESG purchased a parcel of land in Iloilo with an area of 2,615 square meters for ₱183.1 million on an installment basis, pursuant to a Deed of Absolute Sale executed by STI ESG and Heva Management & Development Corporation (HMDC) on April 23, 2021. Accordingly, STI ESG reclassified the related deposit to land under “Property and equipment”.

*Property and Equipment under Construction.* The renovation works for STI Tanauan and STI Baguio were completed in January 2022, while the renovation works for STI Naga were completed in March 2022. The total contract costs of these projects, which were recognized largely as part of the cost of building improvements under “Property and equipment”, aggregated to ₱20.1 million, inclusive of materials, cost of labor and overhead and all other costs necessary for the completion of the projects.

As at June 30, 2022, the remaining construction in progress amounting to ₱5.5 million pertains to the construction of a pedestrian overpass to ensure the safety of the students of STI Las Piñas. The related contract cost is ₱6.3 million. This project is expected to be completed in December 2022.

As at June 30, 2021, the construction-in-progress account pertains substantially to the construction of STI Academic Center Legazpi. The related contract costs amounted to ₱282.9 million, inclusive of materials, cost of labor and overhead and all other costs necessary for the completion of the project. Located at Rizal St., Cabangan East in Legazpi City, the four-storey school building was built on a 4,149-square-meter property with an estimated capacity of 2,500 SHS and tertiary students. The construction works for STI Legazpi were completed in August 2021. Similarly, the construction works for STI Training Academy’s assessment and training center were completed in October 2021. The related contract costs amounted to ₱15.3 million, inclusive of materials, cost of labor and overhead and all other costs necessary for the completion of the project. The related construction costs for STI Legazpi and STI Training Academy were reclassified to building as part of “Property and equipment” as at June 30, 2022.

*Capitalized Borrowing Costs.* Total borrowing costs capitalized as part of property and equipment amounted to ₱2.8 million and ₱13.8 thousand for the year ended June 30 2021 and the three-month period ended June 30, 2020 (nil for the year ended June 30, 2022). The average interest capitalization rate were 5.62% and 5.90% for the year ended June 30, 2021 and the three-month period ended June 30, 2020, respectively, which were the effective rate of the borrowings.

### Collaterals

Transportation equipment, recognized as ROU assets, are pledged as security for the related lease liabilities as at June 30, 2022 and 2021 (see Note 29). The net book value of these equipment amounted to ₱12.5 million and ₱11.3 million as at June 30, 2022 and June 30, 2021, respectively.



## 12. Investment Properties

The rollforward analyses of this account are as follows:

	June 30, 2022			
	Land	Condominium Units and Buildings	Construction- in-Progress	Total
<b>Cost:</b>				
Balance at beginning of year	₱23,986,424	₱636,233,550	₱-	₱660,219,974
Additions	88,242,000	76,632,000	86,671,554	251,545,554
Reclassification to noncurrent asset held for sale (see Note 10)	(44,226,000)	(9,724,000)	-	(53,950,000)
Balance at end of year	68,002,424	703,141,550	86,671,554	857,815,528
Balance at beginning of year	-	202,596,069	-	202,596,069
Depreciation (see Notes 24 and 26)	-	26,978,605	-	26,978,605
Reclassification to noncurrent asset held for sale (see Note 10)	-	(648,266)	-	(648,266)
Balance at end of year	-	228,926,408	-	228,926,408
<b>Net book value</b>	<b>₱68,002,424</b>	<b>₱474,215,142</b>	<b>₱86,671,554</b>	<b>₱628,889,120</b>

	June 30, 2021			
	Land	Condominium Units and Buildings	Construction in Progress	Total
<b>Cost:</b>				
Balance at beginning and end of year	₱23,986,424	₱636,233,550	₱-	₱660,219,974
<b>Accumulated depreciation:</b>				
Balance at beginning of year	-	174,119,133	-	174,119,133
Depreciation (see Notes 24 and 26)	-	28,476,936	-	28,476,936
Balance at end of year	-	202,596,069	-	202,596,069
<b>Net book value</b>	<b>₱23,986,424</b>	<b>₱433,637,481</b>	<b>₱-</b>	<b>₱457,623,905</b>

### Description of valuation techniques used and key inputs to valuation of investment properties

The fair values of investment properties were determined by an independent professionally qualified appraiser accredited by the SEC. The fair value represents the price that would be received to sell an asset or paid to transfer a liability in an orderly transaction between market participants at the measurement date.

#### Land

Level 3 fair value of land was derived using the market approach. The market approach is a comparative approach to value which considers the sales of similar or substitute properties and related market data and establishes a value estimate by process involving comparison. Listings and offerings may also be



considered. Sales prices of comparable land in close proximity (external factor) are adjusted for differences in key attributes (internal factors) such as location and size.

Using the latest available valuation report as at June 30, 2022 and 2021, the following shows the valuation technique used in measuring the fair value of the land, as well as the significant unobservable inputs used:

	2022	2021
Fair value	<b>₱178,303,600</b>	₱134,287,000
Valuation Date	<b>May 2022/March 2020</b>	March 2020
Valuation technique	<b>Market approach</b>	Market approach
Unobservable input	<b>Net price per square meter</b>	Net price per square meter
Relationship of unobservable inputs to fair value	<b>The higher the price per square meter, the higher the fair value</b>	The higher the price per square meter, the higher the fair value

The highest and best use of the land is commercial utility.

#### *Condominium Units and Buildings*

Level 3 fair values of condominium units and buildings have also been derived using the market approach.

Using the latest available valuation report as at June 30, 2022 and 2021, the following table shows the valuation technique used in measuring the fair value of the buildings, as well as the significant unobservable inputs used:

	2022	2021
Fair value	<b>₱1,529,746,000</b>	₱1,462,838,000
Valuation Date	<b>May 2022/March 2020</b>	March 2020
Valuation technique	<b>Market approach</b>	Market approach
Unobservable input	<b>Net price per square meter</b>	Net price per square meter
Relationship of unobservable inputs to fair value	<b>The higher the price per square meter, the higher fair value</b>	The higher the price per square meter, the higher fair value

The highest and best use of the condominium units and building is commercial utility.

*Land and Buildings Acquired through Extrajudicial Foreclosure.* As at June 30, 2022, investment properties include land and buildings acquired through extrajudicial foreclosure (see Note 16).

As discussed in Note 16, the receivable from STI Tanay is secured by real estate mortgages over the following properties: (a) the land and building where STI Tanay is situated, including all improvements thereon, and registered in the name of STI Tanay (Tanay Property), and (b) a third-party mortgage over land and building including improvements thereon, located in Pasig City (Pasig Property). STI ESG started foreclosure proceedings after several demand/collection letters were sent to STI Tanay.

On March 15, 2022, the extrajudicial foreclosure sale for the Tanay Property was completed and STI ESG was declared as the winning bidder. On April 11, 2022, the Office of the Clerk of Court and Ex-Officio Sheriff of Morong, Rizal issued the certificate of sale and the same was annotated on May 5, 2022. Consequently, STI ESG recognized the said property as part of land and building, under “Investment properties” at appraised values amounting to ₱44.1 million and ₱66.9 million, respectively. The difference between the fair value and derecognized receivable from STI Tanay



amounting to ₱26.1 million was recognized as part of “Gain on settlement of receivable” for the year ended June 30, 2022 (see Note 16).

On March 16, 2021, the extrajudicial foreclosure sale for the Pasig Property was completed and STI ESG was declared as the winning bidder. On July 14, 2021, the Clerk of Court and Ex-Officio Sheriff of Pasig City issued the certificate of sale to STI ESG and the same was annotated on August 5, 2021. Consequently, STI ESG recognized the said property as part of land and building under “Investment properties” at appraised values amounting to ₱44.2 million and ₱9.7 million, respectively. The difference between the fair value and derecognized receivable from STI Tanay amounting to ₱19.0 million was recognized as part of “Gain on settlement of receivable” for the year ended June 30, 2022 (see Note 16).

STI Tanay was given a one-year redemption period from the date the certificate of sale was annotated. On June 30, 2022, STI Tanay and the mortgagors sought the redemption of the Pasig Property for ₱19.0 million. STI ESG executed the Certificate of Redemption and the release and cancellation of the third-party mortgage of the Pasig Property. Pending the actual tender of the redemption price, STI ESG did not recognize the redemption and accordingly reclassified the Pasig Property from “Investment properties” to “Noncurrent asset held for sale” in view of the expected redemption upon actual receipt of the redemption price (see Note 10).

On July 29, 2022, STI Tanay, the mortgagors and STI ESG entered into a Memorandum of Agreement (the “Agreement”) for the settlement of the outstanding obligations of STI Tanay (including receivable for educational services rendered by STI ESG discussed in Note 6) through the performance of the following terms and conditions as set forth in the Agreement: (1) assignment and conveyance by STI Tanay of the Tanay property to STI ESG (discussed above); (2) payment of the ₱19.0 million for the redemption of the Pasig property (see Note 10); (3) assignment of STI Tanay’s rights to the unbilled or unclaimed DepEd SHS Vouchers for SYs 2019-2020, 2020-2021, and 2021-2022 to STI ESG (future collections to be applied to receivable for educational services from STI Tanay); (4) assignment of STI Tanay’s rights to the use of the name of STI College Tanay; and (5) change of corporate name of STI Tanay.

On August 1, 2022, STI Tanay and STI ESG executed a Deed of Dacion En Pago (the “Deed”) to transfer, convey and assign, the mortgaged property located in Tanay, Rizal, free from all liens, encumbrances, claims and occupants. STI ESG released and discharged STI Tanay and the mortgagors of their obligations to the extent of the Dacion Price amounting to ₱81.2 million.

*Investment Property under Construction.* As at June 30, 2022, the construction-in-progress account pertains substantially to the renovation of office condominium units owned by STI ESG. This includes mechanical and electrical set-up costs, structured cabling, plumbing, interior fit-out, and management services. The related contract costs amounted to ₱88.0 million, inclusive of materials, cost of labor and overhead and all other costs necessary for the completion of the project. This project is intended to complete the office fit-out requirements for a new lease agreement. The renovation works for the said office condominium units were completed in August 2022.

#### Rental

Rental income earned from investment properties amounted to ₱50.1 million, ₱84.7 million and ₱28.5 million for the years ended June 30, 2022 and 2021, and the three-month period ended June 30, 2020, respectively (see Note 29). Direct operating expenses, including real property taxes, insurance, janitorial, security services and repairs and maintenance, arising from investment properties amounted to ₱5.6 million, ₱5.7 million and ₱1.4 million for the years ended June 30, 2022 and 2021, and the three-month period ended June 30, 2020, respectively.



### 13. Investments in and Advances to Associates and Joint Venture

The details and movements of this account are as follows:

	June 30, 2022	June 30, 2021
<b>Investments</b>		
Acquisition costs	<b>₱549,867,252</b>	₱549,867,252
Accumulated equity in net losses:		
Balance at beginning of year	<b>(46,652,187)</b>	(48,461,719)
Equity in net earnings (losses) of associates and joint venture	<b>(12,001,488)</b>	3,661,134
Dividends received	<b>(5,004,329)</b>	(1,851,602)
Balance at end of year	<b>(63,658,004)</b>	(46,652,187)
Accumulated share in associates' other comprehensive income:		
Balance at beginning of year	<b>589,966</b>	440,842
Remeasurement gain on pension liability	<b>166,058</b>	158,937
Unrealized fair value adjustment on equity instruments designated at FVOCI	<b>(5,242)</b>	(9,813)
Balance at end of year	<b>750,782</b>	589,966
	<b>486,960,030</b>	503,805,031
<b>Advances</b> (see Note 31)	<b>48,134,540</b>	48,134,540
Less allowance for impairment loss	<b>48,134,540</b>	48,134,540
	-	-
	<b>₱486,960,030</b>	₱503,805,031

Movements in allowance for impairment in value of investments in and advances to associates and joint venture are as follows:

	June 30, 2022	June 30, 2021
Balance at beginning of year	<b>₱48,134,540</b>	₱37,868,986
Provision for impairment loss (see Note 26)	-	10,265,554
Balance at end of year	<b>₱48,134,540</b>	₱48,134,540

The carrying values of the Group's investments in and advances to associates and joint venture are as follows:

	June 30, 2022	June 30, 2021
Associates (see Note 31):		
STI Holdings	<b>₱468,469,152</b>	₱465,071,956
STI Accent*	<b>48,134,540</b>	48,134,540
GROW	<b>14,289,422</b>	13,513,225
STI Alabang*	-	20,970,887
Joint venture - PHEI	<b>4,201,456</b>	4,248,963
	<b>535,094,570</b>	551,939,571
Allowance for impairment loss	<b>48,134,540</b>	48,134,540
	<b>₱486,960,030</b>	₱503,805,031

\*The share in equity of these associates for the years ended June 30, 2022 and 2021 is not material to the consolidated financial statements.





As at June 30, 2022 and 2021, the carrying amount of the investments in STI Marikina, Synergia, and STI Accent amounted to nil.

Information about associates and indirect associates and their major transactions are discussed below:

*STI Holdings.* STI Holdings is a holding company whose primary purpose is to invest in, purchase or otherwise acquire and own, hold, use, sell, assign, transfer, lease, mortgage, pledge, exchange, or otherwise dispose of real properties as well as personal and movable property of any kind and description, including shares of stock, bonds, debentures, notes, evidence of indebtedness and other securities or obligations of any corporation or corporations, association or associations, domestic or foreign and to possess and exercise in respect thereof all the rights, powers and privileges of ownership, including all voting powers of any stock, so owned, but not to act as dealer in securities and to invest in and manage any company or institution. STI Holdings aims to focus on education and education related activities and investments.

Condensed financial information of STI Holdings is as follows:

	<b>June 30, 2022</b>	June 30, 2021	June 30, 2020
Current assets	<b>₱3,421,552,726</b>	₱3,249,627,165	₱2,022,063,770
Noncurrent assets	<b>11,156,370,777</b>	11,511,852,928	12,808,251,860
Current liabilities	<b>(1,201,849,385)</b>	(1,193,439,529)	(1,429,863,682)
Noncurrent liabilities	<b>(4,881,109,476)</b>	(5,386,880,626)	(5,302,500,879)
Total equity	<b>8,494,964,642</b>	8,181,159,938	8,097,951,069
Less:			
Equity attributable to holders of non-controlling interests	<b>(81,371,202)</b>	(81,152,838)	(82,529,356)
STI ESG's cumulative total comprehensive loss taken up by STI Holdings	<b>(3,679,664,034)</b>	(3,433,348,902)	(3,478,645,980)
Total equity, net of cumulative total comprehensive loss taken up by STI Holdings	<b>4,733,929,406</b>	4,666,658,198	4,536,775,733
Proportion of the Group's ownership	<b>5.05%</b>	5.05%	5.05%
Equity attributable to equity holders of the Parent Company	<b>239,063,435</b>	235,666,239	229,103,993
Excess of acquisition cost over carrying value of net assets	<b>229,405,717</b>	229,405,717	229,405,717
Carrying amount of the investment	<b>₱468,469,152</b>	₱465,071,956	₱458,509,710

	<b>June 30, 2022 (One Year)</b>	June 30, 2021 (One Year)	June 30, 2020 (Three Months - see Note 2)
Revenues	<b>₱2,677,631,893</b>	₱2,084,063,943	₱196,780,278
Expenses	<b>(2,109,021,499)</b>	(1,897,360,037)	(399,253,280)
Income (loss) from operations	<b>568,610,394</b>	186,703,906	(202,473,002)
Other comprehensive income (loss)	<b>(152,367,001)</b>	(84,973,434)	(18,969,747)
Total comprehensive income (loss)	<b>416,243,393</b>	101,730,472	(221,442,749)
Less:			
Comprehensive income (loss) attributable to equity holders of non-controlling interest	<b>(2,319,185)</b>	904,076	1,178,596

(Forward)



	<b>June 30, 2022 (One Year)</b>	June 30, 2021 (One Year)	June 30, 2020 (Three Months - see Note 2)
STI ESG's total comprehensive income (loss) taken up by STI Holdings	<b>(₱250,741,852)</b>	₱63,976,323	₱211,964,252
Total comprehensive income (loss) attributable to equity holders of the parent company net of STI ESG's total comprehensive income taken up by STI Holdings	<b>163,182,356</b>	166,610,871	(8,299,901)
Proportion of the Group's ownership	<b>5.05%</b>	5.05%	5.05%
Share in total comprehensive income (loss)	<b>₱8,240,709</b>	₱8,413,849	(₱419,145)

*STI Accent.* STI Accent is engaged in providing medical and other related services. It ceased operations on June 20, 2012 after the contract of usufruct between STI Accent and Dr. Fe Del Mundo Medical Center Foundation Philippines, Inc. to operate the hospital and its related healthcare service businesses was rescinded in May 2012. As at June 30, 2022 and 2021, allowance for impairment loss on the Parent Company's investment in STI Accent and related advances amounted to ₱48.1 million. The Group recognized provision for impairment in its advances to STI Accent amounting to ₱10.3 million for the year ended June 30, 2021 (nil for the year ended June 30, 2022 and the three-month period ended June 30, 2020).

*Others.* The carrying amount of the Group's investments in STI Alabang and GROW represents the aggregate carrying values of individually immaterial associates.

The aggregate financial information of individually immaterial associates follows:

	<b>June 30, 2022</b>	June 30, 2021	June 30, 2020
Current assets	<b>₱192,276,126</b>	₱194,050,957	₱174,217,900
Noncurrent assets	<b>40,302,973</b>	41,929,742	39,855,675
Current liabilities	<b>(201,489,565)</b>	(154,859,791)	(109,629,086)
Noncurrent liabilities	<b>(16,855,871)</b>	(17,953,621)	(15,610,013)
	<b>₱14,233,663</b>	₱63,167,287	₱88,834,476

	<b>June 30, 2021 (One Year)</b>	June 30, 2021 (One Year)	June 30, 2020 (Three Months - see Note 2)
Revenues	<b>₱286,407,241</b>	₱172,522,598	₱46,707,334
Expenses	<b>(316,911,622)</b>	(186,048,513)	(52,037,224)
Total comprehensive income (loss)	<b>(30,504,381)</b>	(13,525,915)	(5,329,890)
Share in comprehensive income (loss)	<b>(₱20,242,197)</b>	(₱4,603,590)	(₱1,361,267)

Terms and conditions relating to advances to associates and joint venture are disclosed in Note 31 to the consolidated financial statements.



---

#### 14. Interest in Joint Venture

##### PHEI

On March 19, 2004, STI ESG, together with the University of Makati (UMak) and another shareholder, incorporated PHEI in the Philippines. The Parent Company and UMak each owns 40.00% of the equity of PHEI with the balance owned by another shareholder. PHEI is envisioned as the College of Nursing of UMak.

The following are certain key terms under the agreement signed in 2003 by the Parent Company and UMak:

- a. The Parent Company shall be primarily responsible for the design of the curriculum for the Bachelor's Degree in Nursing (BSN) and Master's Degree in Nursing Informatics with such curriculum duly approved by the University Council of UMak;
- b. UMak will allow the use of its premises as a campus of BSN while the premises of Information and Communications Technology Academy, Inc. (iACADEMY) will be the campus of the post graduate degree.
- c. Parent Company will recruit the nursing faculty while UMak will provide the faculty for basic courses that are non-technical in nature.

The cost of STI ESG's investment in PHEI amounted to ₱5.0 million while its carrying value amounted to ₱4.2 million as at June 30, 2022 and 2021.

The Group's share in the net losses of its joint venture amounted to ₱47 thousand and ₱0.1 million for the years ended June 30, 2022 and 2021, respectively, while share in the net earnings amounted to ₱0.8 million for the three-month period ended June 30, 2020, which are all individually immaterial.

---

#### 15. Equity Instruments at Fair Value through Other Comprehensive Income (FVOCI)

This account consists of:

	<b>June 30, 2022</b>	June 30, 2021
Quoted equity shares	<b>₱4,401,912</b>	₱4,783,024
Unquoted equity shares	<b>65,367,568</b>	63,841,663
	<b>₱69,769,480</b>	₱68,624,687

##### a. Quoted Equity Shares

Quoted equity shares pertain to shares listed in the PSE, as well as traded club shares. These are carried at fair value with the cumulative changes in fair values presented as a separate component of equity under the "Unrealized fair value adjustment on equity instruments at FVOCI" account in the consolidated statements of financial position. The fair values of these shares are based on the quoted market price as at the financial reporting date.



b. Unquoted Equity Shares

Unquoted equity shares pertain to shares that are not listed in a stock exchange.

STI ESG owns 57,971 shares of DLSCM. The carrying value of the investment in DLSCM amounted to ₱30.5 million and ₱29.0 million as at June 30, 2022 and 2021.

STI ESG recognized dividend income from unquoted equity shares at FVOCI amounting to ₱0.8 million each year for the years ended June 30, 2022 and 2021, and nil for the three-month period ended June 30, 2020.

The rollforward analysis of the “Unrealized fair value adjustment on equity instruments at FVOCI” account as shown in the equity section of the consolidated statements of financial position follows:

	<b>June 30, 2022</b>	June 30, 2021
Balance at beginning of year	<b>₱12,032,214</b>	₱10,668,770
Unrealized fair value adjustment on equity instruments at FVOCI	<b>1,244,792</b>	1,363,444
Balance at end of year	<b>₱13,277,006</b>	₱12,032,214

## 16. Goodwill, Intangible and Other Noncurrent Assets

This account consists of:

	<b>June 30, 2022</b>	June 30, 2021
Goodwill	<b>₱227,874,121</b>	₱231,680,294
Intangible assets (see Note 39)	<b>33,126,676</b>	31,003,360
Rental and utility deposits	<b>26,697,421</b>	28,489,968
Advances to suppliers	<b>14,312,618</b>	36,978,001
Receivable from STI Tanay (see Note 6)	–	75,478,724
Deposits for acquisition of shares of stock	–	11,974,596
Others	<b>2,823,112</b>	2,823,114
	<b>₱304,833,948</b>	₱418,428,057

### Goodwill

As at June 30, 2022 and 2021, the Group’s goodwill acquired through business combinations have been allocated to select schools which are considered as separate CGUs.

	<b>June 30, 2022</b>	June 30, 2021
STI Caloocan	<b>₱64,147,877</b>	₱64,147,877
STI Cubao	<b>28,327,670</b>	28,327,670
STI Pasay-EDSA	<b>22,292,630</b>	22,292,630
STI Novaliches (see Note 20)	<b>21,803,322</b>	21,803,322
NAMEI	<b>21,231,234</b>	21,231,234
STI Global City	<b>11,360,085</b>	11,360,085
STI Sta. Mesa	<b>11,213,342</b>	11,213,342
STI Lipa	<b>8,857,790</b>	8,857,790
STI Ortigas-Cainta	<b>7,476,448</b>	7,476,448

(Forward)



	<b>June 30, 2022</b>	June 30, 2021
STI Dagupan	<b>₱6,835,818</b>	₱6,835,818
STI Meycauayan	<b>5,460,587</b>	5,460,587
STI Tanauan	<b>4,873,058</b>	4,873,058
STI Las Piñas	<b>2,922,530</b>	2,922,530
STI Batangas	<b>2,585,492</b>	2,585,492
STI Kalibo	<b>2,474,216</b>	2,474,216
STI Naga	<b>2,305,368</b>	2,305,368
STI Sta. Maria	<b>1,776,696</b>	1,776,696
STI Calbayog (see Note 39)	<b>1,325,721</b>	1,325,721
STI Dumaguete (see Note 39)	<b>604,237</b>	604,237
STI Iloilo	-	3,806,173
	<b>₱227,874,121</b>	₱231,680,294

Management performs its impairment test at the end of each reporting period for all the CGUs. The recoverable amounts are computed based on value-in-use calculations using cash flow projections. Future cash flows are discounted using a pre-tax discount rate ranging from 12.9% to 13.9% and from 10.41% to 10.55% in June 2022 and 2021, respectively. The cash flow projections are based on a five-year financial planning period as approved by senior management. The growth rate used to extrapolate the cash flows of the unit beyond the five-year period is 5.00% in June 2022 and 2021. The management used forecasted revenue increase ranging from 6.83% to 13.32% and 0.59% to 137.6% in June 2022 and 2021, respectively, for the next five years except for select CGU with forecasted revenue decrease ranging from 0.36% to 2.82% and 6.83% to 13.32% in June 2022 and 2021, respectively, in the next two years, considering the impact of COVID-19 pandemic are reasonable. The Group recognized a provision for impairment on goodwill under general and administrative expenses amounting to ₱3.8 million for the year ended June 30, 2022 (see Note 26). No impairment was recognized for the year ended June 30, 2021 and the three-month period ended June 30, 2020.

*Key assumptions used in the value-in-use calculations*

The calculations of value-in-use for the CGUs are most sensitive to the following assumptions:

- Forecasted revenue growth - Revenue forecasts are management's best estimates considering factors such as historical/industry trends, target market analysis, government regulations and other economic factors. Revenue forecast of each CGU is primarily dependent on the number of students enrolled and tuition fee rates which vary for each school.
- EBITDA margin - It is a measure of a firm's profit that includes all expenses except interest and income tax expenses. It is the difference between operating revenues and operating expenses. Earnings before tax differ for each CGU and are based on historical data and future plans for each CGU which may be affected by expected capital expenditures and number of projected students.
- Discount rate - Discount rates represent the current market assessment of the risks specific to each CGU, taking into consideration the time value of money and individual risks of the underlying assets that have not been incorporated in the cash flow estimates. The discount rate calculation is based on the specific circumstances of the Group and its operating segments and is derived from its weighted average cost of capital (WACC). The Group used the WACC rate as affected by the beta of companies with similar activities and capital structure with the CGUs. WACC is also affected by costs of debt and capital based on average lending rates for a 10-year term due to the assumption that the CGUs will exist beyond ten (10) years.
- Long-term growth rate - Rates are based on published industry research.



*Sensitivity to changes in assumptions*

With regard to the assessment of value-in-use of the CGUs, management believes that a reasonably possible change in the assumptions would not cause the carrying values of the CGUs to materially exceed their recoverable amounts.

Intangible Assets

Intangible assets substantially pertain to the license to operate a maritime school which the Group identified as intangible assets for purposes of estimating the fair value of the net assets acquired. Such intangible assets with indefinite useful life representing the fair value of the license and agreements amounted to ₱31.6 million and ₱27.6 million as at June 30, 2022 and 2021.

This account also includes the Group’s accounting and payroll software which are being amortized over their estimated useful lives.

The rollforward analyses of this account follow:

	<b>June 30, 2022</b>	June 30, 2021
Cost, net of accumulated amortization:		
Balance at beginning of year	<b>₱31,003,360</b>	₱30,524,169
Additions	<b>2,351,060</b>	687,960
Amortization (see Notes 24 and 26)	<b>(227,743)</b>	(208,769)
Balance at end of year	<b>₱33,126,676</b>	₱31,003,360
Cost	<b>₱72,545,174</b>	₱70,194,114
Accumulated amortization	<b>(39,418,498)</b>	(39,190,754)
Net carrying amount	<b>₱33,126,676</b>	₱31,003,360

Rental and Utility Deposits

This account includes security deposits paid to utility companies and for school and office space rentals in accordance with the respective lease agreements.

Advances to Suppliers

Advances to suppliers substantially pertain to advance payments made in relation to the acquisition of capital assets and various expenditures for ongoing projects of the schools. These will be reclassified primarily to “Property and equipment” when the goods are received or the services are rendered.

Receivable from STI Tanay

This account pertains to the receivable of STI ESG from STI Tanay resulting from the Deed of Assignment executed by STI ESG and DBP in 2019 wherein DBP assigned, transferred, and conveyed, without recourse, to STI ESG, all its collectibles from STI Tanay for a consideration of ₱75.5 million. DBP likewise granted to STI ESG all the rights, title and interest in and to the loan, the Promissory Notes and the underlying collaterals and security covering the loan and Promissory Notes, as well as full power and authority to demand, collect and receive payment on the said loan and Promissory Notes.

STI ESG started foreclosure proceedings after several demand/collection letters were sent to STI Tanay. Fees aggregating to ₱8.8 million, representing legal and filing fees, publication, and other costs from the execution of the deed of assignment by and between DBP and STI ESG were incurred up to the dates of the extrajudicial foreclosure sale of the mortgaged real estate properties situated in Pasig City and Tanay, Rizal. STI ESG recognized as interest income the accrued interests and default charges on the assigned loans of STI Tanay aggregating to ₱33.0 million in 2022. This covers interests and



penalty charges from the execution of the deed of assignment by and between DBP and STI ESG up to the date of the extrajudicial foreclosure sale of the real estate mortgaged as collateral on the loans.

The Pasig Property and Tanay Property were foreclosed on March 16, 2021 and March 15, 2022, respectively, with STI ESG as the highest bidder. The certificates of sale for the Pasig Property and Tanay Property were issued on July 14, 2021 and April 11, 2022, respectively, and were annotated on August 5, 2021 and May 5, 2022, respectively. Consequently, STI ESG recognized the foreclosed properties as part of “Investment properties” at an aggregate appraised value of ₱164.9 million, and derecognized the receivable from STI Tanay with a carrying value aggregating to ₱119.8 million at the time of derecognition, and recognized gain on settlement of receivable amounting to ₱45.1 million (see Note 12). Gain on settlement of receivable, net of provision for impairment of noncurrent asset held for sale as discussed in Note 10 amounted to ₱10.8 million. Receivable from STI Tanay amounted to ₱75.5 million as at June 30, 2021.

Deposits for Acquisition of Shares of Stock

The balance as at June 30, 2021 pertains to the deposits made by STI ESG for the acquisition of shares of stock in De Los Santos-STI College held by the shareholders owning 48% of the outstanding capital stock (see Note 21).

---

**17. Accounts Payable and Other Current Liabilities**

This account consists of:

	<b>June 30, 2022</b>	June 30, 2021
Accounts payable	<b>₱348,131,163</b>	₱372,336,240
Accrued expenses:		
School activities, programs and other related expenses	<b>45,401,384</b>	30,272,270
Contracted services	<b>34,640,877</b>	35,336,848
Salaries, wages and benefits	<b>25,591,550</b>	22,254,454
Interest	<b>23,932,919</b>	28,974,871
Utilities	<b>8,298,818</b>	8,687,959
Advertising and promotion	<b>7,527,460</b>	4,249,613
Rent (see Note 29)	<b>4,637,426</b>	4,295,441
Others	<b>2,929,080</b>	3,709,149
Statutory payables	<b>21,684,910</b>	18,309,905
Network events fund	<b>15,135,650</b>	11,603,126
Dividend payable	<b>14,186,826</b>	13,760,123
Student organization fund	<b>14,012,993</b>	10,004,360
Current portion of advance rent (see Note 20)	<b>346,370</b>	7,154,403
Current portion of refundable deposits (see Note 20)	<b>680,495</b>	3,273,940
Payable to STI Diamond	—	24,140,773
Others	<b>5,620,213</b>	5,848,291
	<b>₱572,758,134</b>	₱604,211,766

The terms and conditions of the liabilities are as follows:

- a. Accounts payable are noninterest-bearing and are normally settled within a 30 to 60-day term.
- b. Accrued expenses, network events fund, student organization fund, and other payables are expected to be settled within the year.



- c. Statutory payables primarily include taxes and other payables to government agencies which are normally settled within 30 days.
- d. Dividend payable pertains to dividend declared which are unclaimed as at report date and are due on demand.
- e. Advance rent pertains to amount received by the Group which will be earned and applied within the next financial year.
- f. Refundable deposits pertain to security deposits received from existing lease agreements and are expected to be settled within the next financial year.
- g. Payable to STI Diamond as at June 30, 2021 represents STI Novaliches' obligations to STI Diamond resulting from the assignment, transfer, and conveyance of all rights, title, and interest in assets and liabilities of STI Diamond to STI Novaliches in 2016. STI Novaliches has settled the obligation in full as at June 30, 2022.
- h. Terms and conditions of payables to related parties (recorded under "Accounts payable") are disclosed in Note 31 to the consolidated financial statements.

---

## 18. Interest-bearing Loans and Borrowings

This account consists of:

	<b>June 30, 2022</b>	June 30, 2021
Term loans <sup>(a)</sup>	<b>₱954,027,880</b>	₱1,192,768,945
Corporate notes <sup>(b)</sup>	<b>245,666,028</b>	248,144,353
Landbank ACADEME Program <sup>(c)</sup>	<b>12,538,573</b>	21,989,678
	<b>1,212,232,481</b>	1,462,902,976
Less current portion	<b>159,544,753</b>	129,544,753
Noncurrent portion	<b>1,052,687,728</b>	1,333,358,223

<sup>(a)</sup>Net of unamortized debt issuance costs of ₱6.0 million and ₱7.2 million as at June 30, 2022 and 2021, respectively.

<sup>(b)</sup>Inclusive of unamortized premium on corporate notes of ₱5.7 million and ₱8.1 million as at June 30, 2022 and 2021, respectively.

<sup>(c)</sup>Net of unamortized debt issuance costs of ₱0.1 million and ₱0.2 million as at June 30, 2022 and June 30, 2021, respectively.

### Term Loan Agreement

On May 7, 2019, STI ESG and China Banking Corporation (China Bank) entered into a seven-year term loan agreement up to the amount of ₱1,200.0 million. The credit facility is unsecured and is available for a period of one year from May 7, 2019, the date of signing of the loan agreement. The proceeds of this loan could be used for the (i) financing of campus expansion projects (ii) acquisition of schools (iii) refinancing of short-term loans incurred for projects and (iv) other general corporate purposes. The agreement provides for a grace period in principal repayments of two (2) years from the initial drawdown date. Principal repayments shall be made in ten (10) equal semi-annual installments beginning six (6) months from the end of the grace period.

As stated in the Term Loan Agreement, STI ESG has elected to fix the interest on each drawdown on a per annum basis based on the higher of 1-year PHP Bloomberg Valuation Services (BVAL) rate plus an interest spread of 1.5% per annum divided by the Applicable Interest Premium Factor, or the agreed Floor rate, divided by the Applicable Interest Premium Factor. On the Initial Interest Rate Resetting Date, the applicable interest rate per annum for all drawdowns would be collectively reset based on the





higher of 1-year BVAL rate plus an interest spread of 1.5% per annum divided by the Applicable Interest Premium Factor, or the agreed Floor rate divided by the Applicable Interest Premium Factor.

STI ESG may, on any Interest Resetting Date and upon serving a written notice, elect to fix the interest rate for the remaining period of the loan based on the higher of applicable BVAL rate plus an interest spread of 1.5% per annum divided by the Applicable Interest Premium Factor, or the agreed Floor rate, divided by the Applicable Interest Premium Factor.

On July 3, 2020, STI ESG and China Bank executed the Amendment to the Term Loan Agreement dated May 7, 2019 to amend the availability period of the Term Loan Facility. The Term Loan Facility was made available to the Borrower on any business day for the period beginning on the date of the Term Loan Agreement and ending on the earliest of: (a) July 31, 2020; (b) the date the Term Loan Facility was fully drawn; or (c) the date the Lender's commitment to extend the Term Loan Facility to the Borrower is canceled or terminated in accordance with the Term Loan Agreement. At various dates during the year ended March 31, 2020, STI ESG availed of loans aggregating to ₱800.0 million subject to interest rates ranging from 5.81% to 6.31% per annum. In July 2020, STI ESG availed of loans aggregating to ₱400.0 million subject to an interest rate of 5.81% per annum. As at July 31, 2020, the Term Loan Facility was fully drawn at ₱1,200.0 million. The proceeds from these loans were used for capital expenditures and working capital requirements. Interest rates for all drawdowns from the Term Loan Facility were repriced at a rate of 5.7895% per annum effective September 20, 2021.

The Agreement prescribes that the following financial covenants shall be observed and computed based on STI ESG's consolidated financial statements as at and for the period ending December 31 of each year and based on the audited consolidated financial statements as at and for the year ending June 30 of each year:

1. Debt-to-equity (D/E) ratio of not more than 1.5x, computed by dividing Total Liabilities by Total Equity. For purposes of this computation, Total Liabilities shall exclude Unearned Tuition and Other School Fees, and
2. Debt Service Cover Ratio (DSCR) of a minimum of 1.05x, which is the ratio of EBITDA to Debt Service.

The D/E ratios of STI ESG are 0.88x and 0.94x as at June 30, 2022 and 2021, respectively.

DSCR as at June 30, 2022 and June 30, 2021 are 1.80x and 1.42x, respectively. As at June 30, 2022 and 2021, STI ESG has complied with the said covenants.

China Bank approved the temporary waiver of the DSCR requirement covering the period ended June 30, 2021 (see discussion on Waivers of Certain Covenants in this note).

Breakdown of the Group's Term Loan are as follows:

	<b>June 30, 2022</b>	June 30, 2021
Balance at beginning of year	<b>₱1,200,000,000</b>	₱800,000,000
Proceeds	-	400,000,000
Repayments	<b>(240,000,000)</b>	-
Balance at end of year	<b>960,000,000</b>	1,200,000,000
Deferred finance cost	<b>(5,972,120)</b>	(7,231,055)
Balance at end of year	<b>954,027,880</b>	1,192,768,945
Less current portion	<b>120,000,000</b>	120,000,000
Balance classified as noncurrent	<b>₱834,027,880</b>	₱1,072,768,945



These loans are unsecured and are due based on the following original schedule:

Fiscal Year	Amount
2022	₱120,000,000
2023	240,000,000
2024	240,000,000
2025	240,000,000
2026	240,000,000
2027	120,000,000
	₱1,200,000,000

On September 16, 2021, China Bank approved STI ESG's request to allow a principal prepayment in the amount of ₱240.0 million. Further, China Bank reduced the prepayment penalty from 3% to 1.5% based on the amount to be prepaid. On September 20, 2021, STI ESG made a prepayment aggregating to ₱243.9 million, inclusive of the 1.5% prepayment penalty. The prepayment was applied in the direct order of maturity and as such, applied on amortizations due on March 19, 2022, and September 19, 2022.

The revised repayment schedule, after the application of the principal prepayment in September 2021, are as follows:

Fiscal Year	Amount
2023	₱120,000,000
2024	240,000,000
2025	240,000,000
2026	240,000,000
2027	120,000,000
	₱960,000,000

On September 23, 2022, China Bank approved STI ESG's request to allow a principal prepayment in the amount of ₱240.0 million. On the same day, STI ESG made a prepayment aggregating to ₱244.5 million, inclusive of interests on the outstanding term loan facility covering September 19-23, 2022 and 1.5% prepayment penalty. The prepayment was applied in the direct order of maturity and as such, applied on amortizations due on March 19, 2023 and September 19, 2023.

The revised repayment schedule, after the application of the principal prepayment in September 2022, are as follows:

Fiscal Year	Amount
2023	₱-
2024	120,000,000
2025	240,000,000
2026	240,000,000
2027	120,000,000
	₱720,000,000

#### Corporate Notes Facility

On March 20, 2014, STI ESG entered into a Corporate Notes Facility Agreement (Credit Facility Agreement) with China Bank granting STI ESG a credit facility amounting to ₱3,000.0 million with a term of either 5 or 7 years. The facility is available in two tranches of ₱1,500.0 million each. The net



proceeds from the issuance of the notes were used for capital expenditures and other general corporate purposes.

On May 9, 2014, the first drawdown date, STI ESG elected to have a 7-year term loan with floating interest based on the 1-year PDST-F plus a margin of two percent (2.00%) per annum, which interest rate shall in no case be lower than the BSP overnight rate plus a margin of three-fourths percent (0.75%) per annum, which is subject to repricing.

An Accession Agreement to the Credit Facility Agreement was executed on December 16, 2014 among STI ESG, STI West Negros University, Inc. (STI WNU), a company under common control of STI Holdings, and China Bank whereby STI WNU acceded to the Credit Facility entered into by STI ESG with China Bank in March 2014. In addition, an Amendment and Supplemental Agreement was also executed by the parties on the same date. The Amendment and Supplemental Agreement allowed STI WNU to draw up to ₱300.0 million from the facility.

On December 19, 2014, STI ESG advised China Bank that it will not be availing of tranche 2 of the Credit Facility Agreement thus limiting the facility available to STI ESG to ₱1,500.0 million.

In 2015, the Parent Company availed a total of ₱1,200.0 million loans with interest ranging from 4.34% to 4.75%. The interest rate for the outstanding balance of Corporate Notes Facility amounting to ₱240.0 million was repriced at 5.5556% and 5.7895%, per annum, effective February 1, 2021 and September 20, 2021, respectively.

The Parent Company has made payments totaling to ₱120.0 million for the year ended June 30, 2021 (nil for the year ended June 30, 2022).

The Credit Facility Agreement, together with the Accession Agreement, contains, among others, covenants regarding incurring additional debt and declaration of dividends to the extent that such will result in a breach of the required debt-to-equity and DSCR ratios. The Parent Company was required to maintain a debt-to-equity ratio of not more than 1.00:1.00 and debt service cover ratio of not less than 1.10:1.00.

On January 19, 2017, STI ESG and China Bank executed a Second Amendment and Supplemental Agreement to the Corporate Notes Facility Agreement. Significant amendments are as follows:

- a) change in interest rate of either (1) the 1-year Benchmark Rate (PDST-R2) plus a margin of 1.5% per annum which interest rate shall in no case be lower than 3.75% per annum or (2) the 3-month Benchmark Rate plus a margin of 1.50% per annum which interest rate shall in no case be lower than 3.50% per annum.
- b) amendments on the required financial ratios, whereby STI ESG shall maintain the following ratios which shall be computed based on the consolidated financial statements:
  - (1) Debt-to-equity ratio of not more than 1.50x, computed by dividing total debt by total equity. For the purpose of this computation, total debt shall exclude unearned tuition and other school fees;
  - (2) Debt service cover ratio of a minimum of 1.05x.

As at June 30, 2022 and 2021, STI ESG has complied with the above covenants.



On January 29, 2021, STI ESG and China Bank executed a Third Amendment and Supplemental Agreement to the Corporate Notes Facility Agreement with an outstanding balance of ₱240.0 million. Significant changes to the terms and conditions of the Corporate Notes Facility of STI ESG are as follows:

- a) amendment of the maturity date from July 31, 2021 to September 19, 2026, where semi-annual amortization of ₱30.0 million shall be every March 19 and September 19 of each year to commence from March 19, 2023;
- b) amendment of the interest rate repricing date for the interest period commencing on January 31, 2021 while all succeeding interest rate repricing dates shall be on the interest payment date of the interest period ending on September 19 of every year, thereafter;
- c) amendment of the interest period commencing on January 31, 2021 and each successive period of six months commencing from September 19, 2021 and ending on the relevant maturity date; and
- d) amendment of the 1-year Benchmark Rate plus a margin of 1.50% per annum which interest rate shall in no case be lower than 5.50% per annum for the interest period covering January 31, 2021 to September 18, 2021 and 6.25% per annum for each succeeding interest period thereafter.

The above modification of terms and conditions resulted in the recognition of premium on corporate notes facility amounting to ₱8.3 million. The premium on the interest-bearing loans and borrowings will be amortized and presented as a reduction of future interest expense. The impact of the loss on loan modification and loan premium amortization will be fully offset at the end of the loan period. The carrying value of the unamortized premium on corporate notes amounted to ₱5.7 million and ₱8.1 million as at June 30, 2022 and 2021, respectively. Amortization of loan premium amounting to ₱2.4 million and ₱0.2 million for the years ended June 30, 2022 and 2021 respectively, were recognized as a reduction of interest expense in the consolidated statements of comprehensive income.

Breakdown of the Group's Credit Facility Agreement follows:

	<b>June 30, 2022</b>	June 30, 2021
Balance at beginning of year	<b>₱240,000,000</b>	₱360,000,000
Repayments	-	120,000,000
	<b>240,000,000</b>	240,000,000
Add: Unamortized premium on corporate notes	<b>5,666,028</b>	8,144,353
Balance at end of year	<b>245,666,028</b>	248,144,353
Less current portion	<b>30,000,000</b>	-
Noncurrent portion	<b>₱215,666,028</b>	₱248,144,353

These loans are unsecured and are due based on the following schedule (with the January 29, 2021 amendments):

Fiscal Year	Amount
2023	₱30,000,000
2024	60,000,000
2025	60,000,000
2026	60,000,000
2027	30,000,000
	<b>₱240,000,000</b>



*Waivers of Certain Covenants*

- a. On June 23, 2020, STI ESG requested China Bank for waivers of certain covenants in its Term Loan Agreement and Corporate Notes Facility Agreement in connection with STI ESG's availment of the Land Bank of the Philippines (LandBank) ACcess to Academic Development to Empower the Masses towards Endless Opportunities (ACADEME) Program.
- b. On July 23, 2020, China Bank approved the waiver of the following covenants:
  - Assignment of revenues/income. The Borrower/Issuer shall not assign, transfer or otherwise convey any right to receive any of its income or revenues except when such assignment, transfer, or conveyance: (i) is made on an arm's length basis under normal commercial terms; or (ii) is required by Law; and, in either case, does not result in a Material Adverse Effect and provided that the Borrower/Issuer shall notify the Lender/Note Holder in the event that any of the above transactions are entered into with related parties or any of the Subsidiaries or Affiliates of the Borrower/Issuer;
  - Encumbrances. The Borrower/Issuer shall not permit any Indebtedness to be secured by or to benefit from any Lien, in favor of any creditor or class of creditors on, or in respect of, any present or future assets or revenues of the Issuer or the right of the Issuer in receiving income; and
  - Ranking of Notes. The Borrower/Issuer shall ensure that for so long as any Note is outstanding, the Issuer shall not incur or permit to arise any Indebtedness which ranks ahead of the Notes whether it be by virtue of being evidenced by a public instrument as provided by Article 2244, paragraph 14 of the Civil Code of the Philippines, as the same may be amended from time to time, or otherwise.
- c. On July 23, 2020, China Bank approved the temporary waiver of the DSCR requirement on both the Term Loan and the Corporate Notes Facility Agreements with STI ESG covering the period ended March 31, 2021. On December 18, 2020, China Bank approved the temporary waiver of the DSCR requirement covering the period ended December 31, 2020 and the period ended June 30, 2021.
- d. On August 15, 2022, ChinaBank approved the request of STI ESG for waiver of the DSCR requirement for the periods ending June 30, 2023 and December 31, 2023.

LandBank ACADEME Program

On July 22, 2020, LandBank approved a ₱250.0 million Term Loan/Rediscounting Line Facility under its ACADEME Lending Program in favor of STI ESG to finance the 'study now, pay later' program of the government for students amid the financial difficulties facing families due to the COVID-19 pandemic. The LandBank ACADEME Program is a refinancing/rediscounting facility for Promissory Notes issued by the parents or benefactors of students to enable said students to enroll, continue and complete their studies. The school can borrow up to 70% of the amount stated in the Promissory Note issued by the parents/benefactors of the students. This loan from LandBank is subject to 3% interest per annum. Interest and principal are payable annually in arrears. The term of the borrowing is coterminous with the promissory note to be issued by the parents/benefactors of the students, which in no case shall exceed three (3) years. The loans covered by these promissory notes to be issued by the parents/benefactors/students are interest-free.

The ₱250.0 million Term Loan/Rediscounting Line Facility approved for STI ESG is secured by a Comprehensive Surety issued by STI Holdings.



On September 16, 2020, the Rediscounting Agreement with LandBank was executed by STI ESG in relation to this loan arrangement. Further, on the same date, the Comprehensive Surety Agreement was executed by STI Holdings in favor of LandBank. As at June 30, 2021, STI ESG has drawn from its Term Loan/Rediscounting Line Facility an aggregate amount of ₱22.1 million, of which ₱9.5 million is due within the next twelve months. The term of the borrowing is coterminous with the promissory notes executed by the parents/benefactors of the students. The first and second drawdowns amounting to ₱10.0 million and ₱12.1 million, respectively, are maturing in August 2022 and January 2023, respectively, for the 20-month tenor and August 2023 and January 2024, respectively, for the 30-month tenor.

#### Short-term Loans

On January 22, 2021, STI ESG availed of a loan from Security Bank Corporation amounting to ₱100.0 million, subject to interest rate of 4.75%. The loan was fully settled in March 2021. The credit line is on a clean basis. The proceeds from this loan were used for working capital requirements.

On August 24, 2020, STI ESG made a loan drawdown from its short-term credit line with Bank of the Philippine Islands (BPI) amounting to ₱300.0 million with a term of one year. The interest rate is 4.25% subject to quarterly repricing. The credit line is on a clean basis. This loan was fully settled in February 2021. The proceeds from this loan were used for working capital requirements.

#### Interest Expense

On October 29, 2018, the Bankers Association of the Philippines launched the BVAL Reference Rates replacing the set of PDST Reference Rates (PDST-R1 & PDST-R2). Hence, starting the interest period January 31, 2019, the benchmark rate for the loans of STI ESG is the BVAL reference rate for one-year tenor.

Interest incurred on the loans amounted to ₱75.9 million, ₱86.8 million and ₱17.5 million for the years ended June 30, 2022 and 2021, and for the three-month period ended June 30, 2020, respectively.

---

## 19. Bonds Payable

This account consists of:

	<b>June 30, 2022</b>	June 30, 2021
Principal:		
Fixed-rate bonds due 2024	<b>₱2,180,000,000</b>	₱2,180,000,000
Fixed-rate bonds due 2027	<b>820,000,000</b>	820,000,000
	<b>3,000,000,000</b>	3,000,000,000
Less unamortized debt issuance costs	<b>19,484,936</b>	26,917,125
	<b>₱2,980,515,064</b>	₱2,973,082,875

On March 23, 2017, the Parent Company issued the first tranche of its ₱5,000.0 million fixed-rate bonds program under its 3-year shelf registration with the SEC which ended on March 9, 2020. The bonds, amounting to an aggregate of ₱3,000.0 million were listed through the PDEX, with interest payable quarterly and were issued with a fixed rate of 5.8085% for the 7-year series, due 2024, and 6.3756% for the 10-year series, due 2027. The bonds were rated 'PRS Aa' by PhilRatings in 2017. In January 2021, PhilRatings changed the Issue Credit Rating for STI ESG's outstanding bond issuance to PRS A plus, with a Negative Outlook, from PRS Aa, with a Stable Outlook. Obligations rated PRS A have favorable investment attributes and are considered as upper-medium grade obligations. Although these obligations are somewhat more susceptible to the adverse effects of changes in economic conditions,



STI ESG's capacity to meet its financial commitments on the obligation is still strong. A 'plus' or 'minus' sign may be added to further qualify ratings. A Negative Outlook, on the other hand, indicates that there is a potential for the present credit rating to be downgraded in the next twelve (12) months.

Proceeds of the issuance were used to finance the campus expansion projects, refinancing of the short-term loans incurred for the acquisition of land, and for other general corporate requirements of the Group.

The bonds include an embedded derivative in the form of an early redemption option that gives the Parent Company the option, but not the obligation, to redeem in whole (and not in part), the outstanding bonds before the relevant maturity date, based on a certain price depending on the fixed early redemption option dates. Management has assessed that the early redemption option is closely related to the bonds and would not require to be separated from the value of the bonds and accounted for as a derivative. Subsequent reassessment is required when there has been a change in the terms of the contract that significantly modifies the cash flows.

A summary of the terms of the Parent Company's issued bonds is as follows:

Year Issued	Interest Payable	Term	Interest Rate	Principal Amount	Carrying Value		Features
					June 30, 2022	June 30, 2021	
2017	Quarterly	7 years	5.8085%	₱2,180,000,000	<b>₱2,168,699,028</b>	₱2,162,693,089	Callable on the 3rd month after the 5th anniversary of Issue Date and on the 6th anniversary of Issue Date
2017	Quarterly	10 years	6.3756%	820,000,000	<b>811,816,036</b>	810,389,786	Callable from the 7th anniversary issue and every year thereafter until the 9th anniversary issue date
				<b>₱3,000,000,000</b>	<b>₱2,980,515,064</b>	₱2,973,082,875	

#### Covenants

The bonds provide certain restrictions and requirements with respect to, among others, change in majority ownership and management, merger or consolidation with other corporation resulting in loss of control over the overall resulting entity and sale, lease, transfer or otherwise disposal of all or substantially all of its assets. The Credit Facility Agreement also contains, among others, covenants regarding incurring additional debt and declaration of dividends. The Parent Company is required to maintain a debt-to-equity ratio of not more than 1.50:1.00 and debt service cover ratio of not less than 1.05:1.00 computed based on the consolidated financial statements.

The Group's D/E ratios and DSCRs as at June 30, 2022 and 2021 are as follows:

	June 30, 2022	June 30, 2021
Total liabilities <sup>(a)</sup>	<b>₱5,166,220,433</b>	₱5,441,261,355
Total equity	<b>5,892,251,942</b>	5,802,472,205
Debt-to-equity ratio	<b>0.88:1.00</b>	0.94:1.00

<sup>(a)</sup> Excluding unearned tuition and other school fees



	<b>June 30, 2022</b>	June 30, 2021
EBITDA (see Note 3) <sup>(b)</sup>	<b>₱868,421,984</b>	₱628,477,871
Total interest-bearing liabilities <sup>(c)</sup>	<b>483,122,324</b>	444,004,514
Debt service cover ratio	<b>1.80:1.00</b>	1.42:1.00

<sup>(b)</sup> EBITDA for the last twelve months

<sup>(c)</sup> Total principal and interests due in the next twelve months

STI ESG obtained the required consent of the holders of the Bonds (the “Record Bondholders”), which include among others, the waiver of the DSCR requirement up to June 30, 2023 (see Amendments to the Trust Agreement). As at June 30, 2022 and 2021, STI ESG has complied with the above covenants.

#### Amendments to the Trust Agreement

On July 20, 2020, STI ESG delivered to China Banking Corporation – Trust and Asset Management Group, in its capacity as trustee (the “Trustee”) for the Series 7Y Bonds due 2024 and the Series 10Y Bonds due 2027 (collectively, the “Bonds”) a Consent Solicitation Statement (the “Consent Solicitation Statement”) and the annexed Consent Form (the “Consent Form”) in connection with the proposed amendments to the Trust Agreement dated March 10, 2017 (the “Trust Agreement”) governing the Bonds issued by STI ESG. Pursuant to the Consent Solicitation Statement, STI ESG sought the consent of the Record Bondholders to certain proposed amendments to the Trust Agreement. The Proposed Amendments are (1) the waiver of Section 7.02(a) of the Trust Agreement which prohibits the Issuer from incurring or suffering to exist any Lien upon any assets or revenues, present and future, of the Issuer in relation to the requirement of LandBank to assign the sub-promissory notes to be executed by the parents or benefactors of the Issuer’s students in favor of LandBank as security for the ACADEME Lending Program; (2) the waiver of Section 7.02(b) of the Trust Agreement which prohibits the Issuer from incurring Indebtedness or entering into any loan facility agreement secured by or to be secured by a lien upon any assets and revenues, present and future, whether registered or unregistered, of the Issuer, unless the Issuer has made or will make effective provisions, satisfactory to the Record Bondholders in the latter’s absolute discretion, whereby the Lien thereby created will secure, on an equal first ranking and ratable basis, any and all obligations of the Issuer under the Trust Agreement and such other Indebtedness which the Lien purports to secure; (3) the waiver of Section 7.02(f) of the Trust Agreement which prohibits the Issuer from assigning, transferring or conveying its right to receive income or revenues insofar as such assignment relates to the requirement of LandBank to assign the subpromissory notes to be executed by the parents or benefactors of STI ESG’s students in favor of LandBank as security for the ACADEME Lending Program; and (4) the waiver of the DSCR up to June 30, 2023, as provided under Section 7.01(k) of the Trust Agreement. The Proposed Amendments will not alter the interest rate or maturity date of the Bonds, the Issuer’s obligation to make principal and interest payments on the Bonds, or the substantive effect of any other covenant or provision of the Bonds. The Trustee certified as of August 15, 2020, that it has obtained the required consent of the Record Bondholders holding or representing at least fifty percent (50.0%) plus one peso (Php1.00) of the aggregate principal amount of the Bonds to the Proposed Amendments to the Trust Agreement governing the Bonds. On August 19, 2020, pursuant to the Consent Solicitation Statement, STI ESG and the Trustee executed the Supplemental Trust Agreement incorporating the Proposed Amendments, as follows:

- Amendments Relating to Negative Covenants Waiver

Effective as of the Execution Date, the following amendments shall be deemed to have been made to Section 7.02 (Negative Covenants of the Issuer) of the Trust Agreement:

(a) Section 7.02(a) of the Trust Agreement is hereby amended to read as follows: “directly or indirectly, incur or suffer to exist, or permit any Subsidiary to directly or indirectly incur or suffer to exist, any Lien other than Permitted Liens upon any assets and revenues, present and future, of the Issuer and its Subsidiaries, as the case may be, except for the assignment by the Issuer to





LandBank of sub-promissory notes to be executed by the parents or benefactors of the Issuer’s students as security for the ACADEME Lending Program of LandBank”;

(b) Section 7.02(b) of the Trust Agreement is hereby amended to read as follows: “incur Indebtedness or enter into, or permit any Subsidiary to enter into, any loan facility agreement secured by or to be secured by a Lien upon any assets and revenues, present and future, whether registered or unregistered, of the Issuer or any Subsidiary, as the case may be, except for the assignment by the Issuer to LandBank of sub-promissory notes to be executed by the parents or benefactors of the Issuer’s students as security for the ACADEME Lending Program of LandBank”;

▪ Amendment Relating to DSCR Waiver

Effective as of the date stated in the Majority Bondholders’ Consent, the following amendment shall be deemed to have been made to Section 7.01(k) of the Trust Agreement:

(k) maintain and observe the following financial ratios:

- (i) DSCR of not less than 1.05:1:00, provided that this Debt Service Coverage Ratio requirement shall be waived up to June 30, 2023.

Bond Issuance Cost

The Parent Company incurred costs related to the issuance of the bonds in 2017 amounting to ₱53.9 million. These costs are capitalized and amortized using the effective interest rate method. The carrying value of the unamortized bond issuance costs amounted to ₱19.5 million and ₱26.9 million as at June 30, 2022 and 2021, respectively. Amortization of bond issuance costs amounting to ₱7.4 million, ₱7.0 million and ₱1.8 million for the years ended June 30, 2022 and 2021, and the three-month period ended June 30, 2020, respectively, were recognized as part of the “Interest expense” account in the consolidated statements of comprehensive income.

Interest Expense

Interest expense (including amortization of bond issuance costs), net of amount capitalized as property and equipment, associated with the bonds payable recognized in the consolidated statements of comprehensive income amounted to ₱186.3 million, ₱185.9 million and ₱46.6 million for the years ended June 30, 2022 and 2021, and the three-month period ended June 30, 2020, respectively.

---

**20. Other Noncurrent Liabilities**

	<b>June 30, 2022</b>	June 30, 2021
Advance rent - net of current portion (see Note 17)	<b>₱9,352,727</b>	₱360,645
Refundable deposit - net of current portion (see Notes 17 and 29)	<b>8,909,546</b>	4,178,826
Deferred lease liability	<b>1,295,273</b>	924,829
	<b>₱19,557,546</b>	₱5,464,300

Current portion of advance rent and refundable deposits are presented and disclosed in Note 17.

Advance rent pertains to amount received by the Group which will be earned and applied to future rentals for periods more than one year after the reporting date.



Refundable deposits are held by the Group throughout the term of the lease and are refunded in full to the lessee at the end of the lease term if the lessee has performed fully and observed all of the conditions and provisions in the lease. Refundable deposits are presented in the consolidated statements of financial position at amortized cost. The difference between the fair value at initial recognition and the notional amount of the refundable deposit is charged to “Deferred lease liability” and amortized on a straight-line basis over the respective lease term.

## 21. Equity

### Capital Stock

The details of the issued and outstanding number of common shares and amount as at June 30, 2022 and 2021 are as follows:

	No. of Shares	Amount (At Par)
Authorized - ₱1 par value	5,000,000,000	₱5,000,000,000
Issued and outstanding:		
Balance at beginning and end of year	3,087,829,443	3,087,829,443
Less: Treasury stocks	(5,952,273)	(5,952,273)
Issued and outstanding at end of year	3,081,877,170	₱3,081,877,170

### Treasury Stock

Treasury stock acquired as at June 30, 2022 and 2021 amounted to ₱10.8 million.

### Other Comprehensive Income and Other Equity Reserves associated with Noncurrent Asset Held for Sale

As at June 30, 2021, the cumulative balance of other comprehensive income associated with noncurrent asset held for sale was reclassified to retained earnings and other equity reserve amounting to ₱91.1 million and ₱0.8 million, respectively, following the disposal of STI ESG’s 20% share in the ownership of Maestro Holdings (see Note 10).

As at June 30, 2020, the cumulative balance of other comprehensive income and other equity reserves associated with noncurrent asset held for sale consists of:

Share in associate’s:		
Unrealized fair value adjustment on equity instruments designated at FVOCI		₱108,558,621
Remeasurement loss on life insurance reserves		(18,096,674)
Cumulative actuarial gain		685,850
Other equity reserve		728,649
		₱91,876,446

### Retained Earnings

On November 26, 2021, the Parent Company’s BOD approved the cash dividends amounting to ₱0.05 per share or an aggregate amount of ₱154.1 million in favor of all stockholders of record as at November 29, 2021. The dividends were paid on December 17, 2021.

On November 18, 2020, the Parent Company’s BOD approved the cash dividends declaration of ₱0.013 per share for a total amount of ₱40.0 million, in favor of the stockholders of record as at December 4, 2020. The dividends were paid on January 7, 2021.



Retained earnings include ₱63.3 million and ₱41.8 million as of June 30, 2022 and 2021, respectively, representing deferred income tax assets and undistributed earnings of ESG's subsidiaries, which are not available for dividend declaration.

STI ESG's retained earnings available for dividend declaration computed based on the guidelines provided in the SEC Memorandum Circular No. 11 of 2008 amounted to ₱2,137.7 million and ₱2,020.5 million as at June 30, 2022 and 2021, respectively.

*Policy on Dividend Declaration.* On September 19, 2017, the BOD of STI ESG adopted a policy on the declaration of dividends starting with Fiscal Year 2017-2018.

The BOD approved a dividend declaration policy equivalent to 25.0% to 40.0% of the core income of the Group from the previous fiscal year, subject to compliance with the requirements of applicable laws and regulations, statutory limitations and/or restrictions, terms and conditions which may be imposed on the Group by lenders or other financial institutions, and the Group's investment plans and financial condition.

Core income is defined as consolidated net income after tax derived from the Group's main business-which is education and other recurring income.

The amount of dividends will be reviewed periodically by the BOD in light of the earnings, financial conditions, cash flows, capital requirements and other considerations, while maintaining a level of capitalization that is commercially sound and sufficient to ensure that the Group can operate on a standalone basis.

Dividends shall be declared and paid out of the Parent Company's unrestricted retained earnings which shall be payable in cash, property or stock to all shareholders on the basis of outstanding stock held by them. Unless otherwise required by law, the BOD, at its sole discretion, shall determine the amount, type and date of payment of the dividends to the shareholders, taking into account various factors, including:

- the level of the Group's earnings, cash flow, return on equity and retained earnings;
- its results for and its financial condition at the end of the year in respect of which the dividend is to be paid and its expected financial performance;
- the projected levels of capital expenditures and other investment programs;
- restrictions on payments of dividends that may be imposed on it by any of its financing arrangements and current or prospective debt service requirements; and such other factors as the BOD deems appropriate.

#### Non-controlling Interests and Other Equity Reserve

On August 4, 2021, the minority shareholders of De Los Santos-STI College and STI ESG entered into deeds of absolute sale wherein STI ESG purchased shares aggregating 480,000, representing 48% of the issued and outstanding capital stock of De Los Santos-STI College, for a total consideration of ₱16.0 million. As a result, De Los Santos-STI College became a wholly owned subsidiary of the Parent Company effective August 4, 2021. Consequently, the carrying value of the equity attributable to non-controlling interests in De Los Santos-STI College amounting to ₱74.4 thousand was derecognized and other equity reserve amounting to ₱15.9 million, representing the difference between the consideration paid by STI ESG and the carrying value of non-controlling interest in De Los Santos-STI College, was recognized in the consolidated financial statements.



## 22. Revenues

### Disaggregated Revenue Information

The table below shows the disaggregation of revenues of the Group by type of service or goods for the years ended June 30, 2022 and 2021, and the three-month period ended June 30, 2020:

	<b>June 30, 2022</b> <b>(One Year)</b>	June 30, 2021 (One Year)	June 30, 2020 (Three Months - see Note 2)
Tuition and other school fees	<b>₱1,823,948,963</b>	₱1,410,236,021	₱82,174,375
Educational services	<b>125,387,103</b>	107,311,098	21,182,148
Royalty fees	<b>12,386,738</b>	10,560,747	1,963,548
Sale of educational materials and supplies	<b>29,217,458</b>	24,003,336	76,549
Other revenues	<b>89,048,506</b>	68,472,630	6,232,058
<b>Total consolidated revenues</b>	<b>₱2,079,988,768</b>	₱1,620,583,832	₱111,628,678

### Timing of revenue recognition

	<b>June 30, 2022</b> <b>(One Year)</b>	June 30, 2021 (One Year)	June 30, 2020 (Three Months - see Note 2)
Services transferred over time	<b>₱1,961,722,804</b>	₱1,528,107,866	₱105,320,071
Goods and services transferred at a point in time	<b>118,265,964</b>	92,475,966	6,308,607
<b>Total consolidated revenue</b>	<b>₱2,079,988,768</b>	₱1,620,583,832	₱111,628,678

### Contract Balances

The Group's receivables are disclosed in Note 6 while the contract liabilities are presented as "Unearned tuition and other school fees" in the consolidated statements of financial position. Significant changes in the contract liability include the conduct of online classes in May 2020 up to July 2020 to complete the SY 2019-2020 that extended collection of tuition and other school fees after June 30, 2020 and the shift in the school calendar of SHS and tertiary students from June 2019 to March 2020 and from July 2019 to April 2020, respectively, to September 2020 to June 2021 for SY 2020-2021 (see Note 2) that resulted to change in the timing of revenue recognition.

Revenue recognized from amounts included in the contract liabilities at the beginning of the period amounted to ₱48.7 million, ₱73.4 million and ₱66.7 million for the years ended June 30, 2022 and 2021, and for the three-month period ended June 30, 2020, respectively.

There was no revenue recognized from performance obligations satisfied in previous years for the years ended June 30, 2022 and 2021, and for the three-month period ended June 30, 2020.

### Performance Obligations

The performance obligations related to revenues from tuition and other school fees are satisfied over time since the students receive and consume the benefit provided by the Group upon performance of the services. The payment for these services is normally due within the related school term(s).

The performance obligations related to revenues from educational services and royalty fees are also satisfied over time since the franchised schools receive and consume the benefit provided by STI ESG upon performance of the services. The payment for these services is normally due within 30 days.



On the other hand, the performance obligations related to the sale of educational materials and supplies and other revenues are satisfied upon receipt by the customers since the control of the goods and products is transferred at this point. The payment for the sale of educational materials and supplies is generally due within 30 days from delivery.

As at June 30, 2022 and 2021, the transaction price allocated to the remaining performance obligations (unsatisfied or partially satisfied) amounted to ₱30.6 million and ₱48.7 million, respectively. This represents advance payment for tuition and other school fees for the school year commencing after the financial reporting date and will be recognized as tuition and other school fees within the related school term(s). On the other hand, the Group does not have any performance obligations that are expected to be satisfied in more than one year.

### 23. Interest Income and Interest Expense

Sources of interest income are as follows:

	<b>June 30, 2022</b>	June 30, 2021	June 30, 2020 (Three Months - see Notes 2 and 40)
	<b>(One Year)</b>	<b>(One Year)</b>	
Past due receivables (see Notes 6 and 16)	<b>₱34,952,813</b>	₱946,940	₱326,858
Cash and cash equivalents (see Note 5)	<b>2,576,453</b>	2,791,447	629,632
	<b>₱37,529,266</b>	₱3,738,387	₱956,490

Sources of interest expense are as follows:

	<b>June 30, 2022</b>	June 30, 2021	June 30, 2020 (Three Months - see Notes 2 and 39)
	<b>(One Year)</b>	<b>(One Year)</b>	
Bonds payable (see Note 19)	<b>₱186,337,411</b>	₱185,890,324	₱46,550,147
Interest-bearing loans and borrowings (see Note 18)	<b>75,929,406</b>	86,761,062	17,522,763
Lease liabilities (see Note 29)	<b>21,214,892</b>	24,312,531	6,483,346
Others	<b>5,789,040</b>	5,313,916	1,810,983
	<b>₱289,270,749</b>	₱302,277,833	₱72,367,239



## 24. Cost of Educational Services

This account consists of:

	June 30, 2022 (One Year)	June 30, 2021 (One Year)	June 30, 2020 (Three Months - see Notes 2 and 40)
Depreciation and amortization (see Note 11, 12 and 16)	<b>₱285,234,668</b>	₱288,820,144	₱71,329,323
Faculty salaries and benefits	<b>247,052,729</b>	192,210,718	31,471,978
Student activities, programs and other related expenses	<b>83,156,439</b>	54,602,102	5,783,178
Internet connectivity assistance	<b>69,967,107</b>	66,389,266	-
Rental (see Note 29)	<b>20,852,613</b>	23,451,213	5,917,068
Software maintenance	<b>11,389,142</b>	12,317,815	2,478,827
School materials and supplies	<b>5,024,170</b>	3,581,520	948,715
Courseware development costs	<b>997,224</b>	1,818,376	1,017,868
Others	<b>1,941,408</b>	1,921,674	161,390
	<b>₱725,615,500</b>	₱645,112,828	₱119,108,347

## 25. Cost of Educational Materials and Supplies Sold

This account consists of:

	June 30, 2022 (One Year)	June 30, 2021 (One Year)	June 30, 2020 (Three Months - see Notes 2 and 40)
Educational materials and supplies	<b>₱20,645,140</b>	₱17,457,239	₱33,251
Promotional materials	<b>3,172,469</b>	1,940,107	22,246
	<b>₱23,817,609</b>	₱19,397,346	₱55,497

## 26. General and Administrative Expenses

This account consists of:

	June 30, 2022 (One Year)	June 30, 2021 (One Year)	June 30, 2020 (Three Months - see Notes 2 and 40)
Salaries, wages and benefits	<b>₱220,125,311</b>	₱212,840,531	₱54,358,184
Depreciation and amortization (see Note 11, 12 and 16)	<b>195,932,495</b>	197,736,767	55,543,934
Provision for:			
ECL (see Note 6)	<b>114,426,424</b>	48,629,897	2,010,918
Impairment of goodwill (see Note 16)	<b>3,806,174</b>	-	-
Inventory obsolescence (see Note 7)	<b>2,018,596</b>	790,579	-

(Forward)



	June 30, 2022 (One Year)	June 30, 2021 (One Year)	June 30, 2020 (Three Months - see Notes 2 and 40)
Impairment of investments in and advances to associates and joint venture (see Note 13)	P-	P10,265,554	P-
Professional fees	77,405,574	77,776,942	17,243,411
Light and water	63,440,115	43,107,318	11,881,292
Outside services	58,855,722	52,461,596	13,445,748
Advertising and promotions	33,837,251	45,955,999	-
Taxes and licenses	28,248,990	29,420,494	7,011,092
Transportation	23,207,070	20,692,528	3,513,839
Repairs and maintenance	19,283,304	15,013,188	926,852
Insurance	14,706,199	15,331,800	3,189,077
Meetings and conferences	13,502,444	11,625,653	2,897,120
Entertainment, amusement and recreation	10,409,743	10,309,529	2,592,238
Rental (see Note 29)	8,934,108	10,055,101	2,604,485
Communication	5,273,853	5,415,415	1,711,869
Office supplies	4,823,049	4,125,780	1,255,917
Software maintenance	3,292,977	3,614,096	717,733
Association dues	806,086	346,630	86,658
Others	11,428,141	11,414,621	1,483,290
	<b>P913,763,626</b>	<b>P826,930,018</b>	<b>P182,473,657</b>

## 27. Personnel Cost

This account consists of:

	June 30, 2022 (One Year)	June 30, 2021 (One Year)	June 30, 2020 (Three Months - see Notes 2 and 40)
Salaries and wages	P408,181,039	P351,742,187	P74,297,341
Pension expense (see Note 28)	10,673,610	8,563,981	2,802,731
Other employee benefits	48,323,391	44,745,081	8,730,090
	<b>P467,178,040</b>	<b>P405,051,249</b>	<b>P85,830,162</b>

## 28. Pension Plans

### Defined Benefit Plans

The Group (except De Los Santos-STI College and STI QA) has a separate, funded, noncontributory, defined benefit pension plans covering substantially all of its faculty members and regular employees. The benefits are based on the employees' salaries and length of service.

Under the existing regulatory framework, RA No. 7641 (Retirement Pay Law) requires a provision for retirement pay to qualified private sector employees in the absence of any retirement plan in the entity, provided however that the employee's retirement benefits under any collective bargaining and other agreements shall not be less than those provided under the law. The law does not require minimum funding of the plan.



Retirement benefits are payable in the event of termination of employment due to: (i) early, normal, or late retirement; (ii) physical disability; (iii) voluntary resignation; or (iv) involuntary separation from service. For plan members retiring under normal, early or late terms, the retirement benefit is equal to a percentage of final monthly salary for every year of credited service.

In case of involuntary separation from service, the benefit is determined in accordance with the Termination Pay provision under the Philippine Labor Code or similar legislation on involuntary termination.

The funds are administered by a trustee bank under the supervision of the Board of Trustees of the plan. The Board of Trustees is responsible for the investment of the assets. It defines the investment strategy as often as necessary, at least annually, especially in the case of significant market developments or changes to the structure of the plan participants. When defining the investment strategy, it takes account of the plans' objectives, benefit obligations and risk capacity. The investment strategy is defined in the form of a long-term target structure (Investment policy). The Board of Trustees implements the Investment policy in accordance with the investment strategy, as well as various principles and objectives.

The following tables summarize the components of the Group's net pension expense recognized in the consolidated statements of comprehensive income and the pension asset/liability recognized in the consolidated statements of financial position as at June 30, 2022 and 2021 and for the years ended June 30, 2022 and 2021, and the three-month period ended June 30, 2020:

	<b>June 30, 2022</b>	June 30, 2021	June 30, 2020
	<b>(One Year)</b>	(One Year)	(Three Months - see Note 2)
Pension expense (recognized under the "Salaries, wages and benefits" account):			
Current service cost	<b>₱8,018,277</b>	₱6,848,889	₱2,289,756
Net interest cost	<b>2,655,332</b>	1,715,092	512,975
	<b>₱10,673,609</b>	₱8,563,981	₱2,802,731
	<b>June 30, 2022</b>	June 30, 2021	June 30, 2020
Present value of defined benefit obligations	<b>₱140,768,553</b>	₱140,963,986	₱157,334,855
Fair value of plan assets	<b>(77,386,521)</b>	(80,621,024)	(90,835,851)
	<b>₱63,382,032</b>	₱60,342,962	₱66,499,004

The Group offsets its pension assets and liabilities on a per company basis for presentation in the consolidated statements of financial position since pension assets are restricted for the settlement of pension liabilities only.

	<b>June 30, 2022</b>	June 30, 2021	June 30, 2020
Changes in the present value of defined benefit obligations:			
Balance at beginning of year	<b>₱140,963,986</b>	₱157,334,855	₱153,336,657
Current service cost	<b>8,018,277</b>	6,848,888	2,289,756

(Forward)





	June 30, 2022	June 30, 2021	June 30, 2020
Actuarial loss (gain) on pension obligation from change in:			
Financial assumptions	(₱10,029,428)	(₱4,866,850)	₱-
Deviations of experience from assumptions	2,253,289	(5,490,430)	-
Demographic assumptions	-	(383,636)	-
Benefits paid	(6,600,402)	(17,217,278)	-
Interest cost	6,162,831	5,288,263	1,708,442
Settlement gain	-	(549,826)	-
<b>Balance at end of year</b>	<b>₱140,768,553</b>	<b>₱140,963,986</b>	<b>₱157,334,855</b>
Changes in the fair value of plan assets:			
Balance at beginning of year	₱80,621,024	₱90,835,851	₱97,192,423
Benefits paid	(6,600,402)	(17,217,278)	-
Interest income	3,507,499	3,573,170	(6,356,572)
Actuarial gain (loss) on plan assets	(2,456,825)	3,152,218	-
Net transfer	2,315,225	-	-
Contributions	-	277,063	-
<b>Balance at end of year</b>	<b>₱77,386,521</b>	<b>₱80,621,024</b>	<b>₱90,835,851</b>
<b>Actual return (loss) on plan assets</b>	<b>(₱2,774,364)</b>	<b>₱368,816</b>	<b>(₱19,690,671)</b>

The principal assumptions used in determining pension liabilities are shown below:

	June 30, 2022	June 30, 2021	June 30, 2020
Discount rate	6.52%	4.36%	4.92%
Future salary increases	4.00%	3.00%	3.00%

The maximum economic benefit available is a combination of expected refunds from the plan and reductions in future contributions.

The major categories of the Group's total plan assets as a percentage of the fair value of the total plan assets are as follows:

	June 30, 2022	June 30, 2021
Cash and cash equivalents	8%	2%
Short-term fixed income	55%	58%
Investments in:		
Equity securities	31%	34%
Debt securities	6%	6%
	<b>100%</b>	<b>100%</b>

The plan assets of the Group are maintained by Union Bank of the Philippines and United Coconut Planters Bank.



Details of the Group's net assets available for plan benefits and their corresponding market values are as follows:

	<b>June 30, 2022</b>	June 30, 2021
Cash and cash equivalents	<b>₱6,371,560</b>	₱1,546,350
Short-term fixed income	<b>42,603,314</b>	46,858,898
Investments in:		
Equity securities	<b>23,887,726</b>	27,214,177
Debt securities	<b>4,523,921</b>	5,001,599
	<b>₱77,386,521</b>	₱80,621,024

*Short-term Fixed Income.* Short-term fixed income investment includes time deposits and special savings deposits.

*Investments in Equity Securities.* Investments in equity securities pertain to investment in shares of STI Holdings, the ultimate parent company, which has a fair value of ₱0.34 and ₱0.39 per share as at June 30, 2022 and 2021, respectively.

Total unrealized losses from investments in equity securities of related parties amounted to ₱11.2 million and ₱7.7 million as at June 30, 2022 and 2021, respectively.

*Investments in Government Securities.* Investments in government securities include treasury bills and fixed-term treasury notes with maturities ranging from one to thirteen years and bear interest rates ranging from 3.25% to 6.25%. These securities are fully guaranteed by the Government of the Republic of the Philippines.

The expected contribution of the Group in 2023 is ₱6.3 million.

Management performs an Asset-Liability Matching Study annually. The overall investment policy and strategy of the Group's defined benefit plans are guided by the objective of achieving an investment return which, together with contributions, ensures that there will be sufficient assets to pay pension benefits as they fall due while also mitigating the various risk of the plans.

The average duration of the defined benefit obligation as at June 30, 2022 is 7 years.

Shown below is the maturity analysis of the undiscounted benefit payments:

	<b>June 30, 2022</b>	June 30, 2021
Less than one year	<b>₱362,653</b>	₱37,324,378
More than one year to five years	<b>87,145,758</b>	47,507,826
More than five years to 10 years	<b>69,280,640</b>	58,418,459
More than 10 years to 15 years	<b>88,539,450</b>	82,140,793
More than 15 years to 20 years	<b>94,838,377</b>	70,232,365
More than 20 years	<b>128,838,477</b>	102,412,124



The sensitivity analysis below has been determined based on reasonably possible changes of each significant assumption on the defined benefit obligation as at the end of the reporting period, assuming all other assumptions are held constant:

	<b>Effect on Present Value of Defined Benefit Obligation</b>		
	<b>June 30, 2022</b>	June 30, 2021	June 30, 2020
Discount rates			
Increase by 1%	<b>(₱8,513,574)</b>	(₱9,800,092)	(₱9,901,659)
Decrease by 1%	<b>10,047,087</b>	11,609,608	11,627,329
Future salary increases			
Increase by 1%	<b>10,187,391</b>	11,674,106	11,807,506
Decrease by 1%	<b>(8,815,426)</b>	(10,213,284)	(10,402,124)
Employee turnover			
Increase by 10%	<b>1,466,354</b>	(1,335,047)	1,734,287
Decrease by 10%	<b>(1,466,354)</b>	1,335,047	(1,734,287)

#### Defined Contribution Plans

De Los Santos-STI College and STI QA have funded, noncontributory defined contribution plan (De Los Santos Plan) covering all regular and permanent employees and is a participating employer in CEAP Retirement Plan. The De Los Santos Plan has a defined contribution format wherein the obligation is limited to specified contributions to the De Los Santos Plan and the employee's contribution is optional.

De Los Santos-STI College and STI QA's contributions consist of future service cost and past service cost. The future service cost is equal to 4.00% of employee's monthly salary from the date an employee becomes a member of CEAP. Past service cost is equal to 5.00% of the employees' average monthly salary for a 12-month period, immediately preceding the date of De Los Santos-STI College and STI QA's participation in CEAP, multiplied by the number of years of past service amortized over 10 years. Future service refers to the periods of covered employment on or after the date of De Los Santos-STI College and STI QA's participation in CEAP. Past service refers to the continuous service of an employee from the date the employee met the requirements for membership in the retirement plan to the date of acceptance of De Los Santos-STI College and STI QA as a Participating Employer in CEAP Retirement Plan. In addition, De Los Santos-STI College and STI QA give the employee an option to make a personal contribution to the fund at an amount not to exceed 4.00% of his monthly salary. De Los Santos-STI College and STI QA then provide an additional contribution of 1.00% of the employee's contribution based on the latter's years of tenure. Although the De Los Santos Plan has a defined contribution format, the Group regularly monitors compliance with RA No. 7641. As at June 30, 2022 and 2021, the Group is in compliance with the requirements of RA No. 7641.

Philippine Interpretations Committee Q&A No. 2013-03 requires De Los Santos-STI College's defined contribution plan to be accounted for as a defined benefit plan due to the minimum retirement benefits mandated under RA No. 7641. Actuarial valuation of De Los Santos-STI College's pension is performed every year-end. Based on the latest actuarial valuation, the minimum retirement benefit provided under RA No. 7641 exceeded the accumulated contribution and earnings under the Plan, however, the amount is not significant.

As at June 30, 2021, De Los Santos-STI College and STI QA have excess contributions to CEAP amounting to ₱2.3 million. These excess contributions are classified as a prepaid expense. In May 2022, after settling the retirement obligations to its employees, the retirement funds from CEAP aggregating to ₱6.1 million have been transferred to the trustee bank that administers the retirement funds of the Group (see Note 8).



Total pension expense recognized in profit or loss follows:

	<b>June 30, 2022</b>	June 30, 2021	June 30, 2020 (Three Months - see Note 2)
	<b>(One Year)</b>	(One Year)	
Defined benefit plans	<b>₱10,673,609</b>	₱8,553,849	₱2,785,178
Defined contribution plans	-	10,132	17,554
	<b>₱10,673,609</b>	₱8,563,981	₱2,802,731

## 29. Leases

### As Lessor

The Group entered into several lease agreements, as lessors, on their buildings and condominium units under operating lease agreements with varying terms and periods. All leases are subject to annual repricing based on a pre-agreed rate.

The Group also earns rental income from occasional use of some of the Group's facilities and properties primarily used for school operations such as gymnasiums.

Total rental income amounted to ₱55.0 million, ₱90.7 million and ₱30.3 million for the years ended June 30, 2022 and 2021, and the three-month period ended June 30, 2020, respectively (see Notes 12 and 31).

The current and noncurrent portion of deposit liabilities are recorded under "Accounts payable and other current liabilities" and "Other noncurrent liabilities" accounts, respectively, in the consolidated statements of financial position. These pertain to the advances and refundable deposits made by the lessees to STI ESG (see Notes 17 and 20).

Future minimum rental receivable for the remaining lease terms follows:

	<b>June 30, 2022</b>	June 30, 2021
Within one year	<b>₱151,098,312</b>	₱41,124,083
After one year but not more than five years	<b>279,731,570</b>	55,934,528
	<b>₱430,829,882</b>	₱97,058,611

### As Lessee

The Group leases land and building spaces, where the corporate office and schools are located, under lease agreements with varying terms and periods ranging from 1 to 25 years. The lease rates are subject to annual repricing based on a pre-agreed rate. Certain transportation equipment were acquired under lease agreements with varying terms and periods ranging from 4 to 5 years.

The total rental expense charged to operations amounted to ₱29.8 million, ₱33.5 million and ₱8.5 million for the years ended June 30, 2022 and 2021, and the three-month period ended June 30, 2020, respectively (see Notes 24 and 26). Certain subsidiaries also paid their lessors rental deposits equivalent to several months of rental payments as security for its observance and faithful compliance with the terms and conditions of the agreement (see Note 16).



The following are the amounts recognized in consolidated statements of comprehensive income:

	<b>June 30, 2022</b> <b>(One Year)</b>	June 30, 2021 (One Year)	June 30, 2020 (Three Months - See Note 2)
Depreciation expense of ROU assets included in property and equipment (see Note 11)	<b>₱58,232,255</b>	₱60,594,162	₱16,805,041
Expenses relating to short-term leases (see Notes 24 and 26)	<b>28,413,013</b>	32,324,847	8,514,236
Interest expense on lease liabilities (see Note 23)	<b>21,214,892</b>	24,312,531	6,483,346
Variable lease payments (see Notes 24 and 26)	<b>1,373,708</b>	1,181,467	7,317
	<b>₱109,233,868</b>	₱118,413,007	₱31,809,940

As a consequence of the COVID-19 pandemic, some lessors of the Group provided rent concessions for the years ended June 30, 2022 and 2021 (none for the three-month period ended June 30, 2020) such as discounts ranging from 25% to 50% of rental payments, waiver of rent for a certain month, or deferral of rental over six to twelve months, among others. The Group applied the practical expedient provided by the amendments to PFRS 16 for rent concessions that meet the aforementioned criteria resulting in recognition of income from rent concessions aggregating to ₱6.1 million and ₱17.7 recognized under “Other income (expenses) - net” for the years ended June 30, 2022 and 2021 in the consolidated statements of comprehensive income.

The Group had negotiated several rent concessions with the lessors that affected payments and were accounted as lease modifications, as they were not eligible for the application of practical expedient. Lease modification amounted to ₱4.2 million during the year ended June 30, 2022.

For the year ended June 30, 2021, the Group exercised termination option for some operating leases resulting in the reversal of the ROU assets and lease liabilities amounting to ₱22.8 million and ₱24.0 million, respectively. The net effect of the reversal amounting to ₱1.2 million was recognized as other income under “Other income (expenses)” in the June 30, 2021 consolidated statement of comprehensive income.

The rollforward analyses of lease liabilities are as follows:

	<b>June 30, 2022</b>	June 30, 2021
Beginning balance	<b>₱335,166,946</b>	₱383,793,647
Payments	<b>(73,175,691)</b>	(65,611,278)
Additions (see Note 11)	<b>36,226,712</b>	34,994,849
Interest expense (see Note 23)	<b>21,214,892</b>	23,635,793
Income on rent concessions	<b>(6,054,606)</b>	(17,677,038)
Lease termination/modification	<b>4,236,109</b>	(23,969,027)
Ending balance	<b>317,614,362</b>	335,166,946
Less current portion	<b>53,289,586</b>	48,816,823
Noncurrent portion	<b>₱264,324,776</b>	₱286,350,123



Shown below is the maturity analysis of the undiscounted lease payments:

	<b>June 30, 2022</b>	June 30, 2021
Within one year	<b>₱69,391,969</b>	₱74,035,157
After one year but not more than five years	<b>169,721,399</b>	183,247,518
More than five years	<b>197,565,332</b>	226,503,534
	<b>₱436,678,700</b>	₱483,786,209

---

### 30. Income Tax

All domestic subsidiaries qualifying as private educational institutions are subject to tax under RA No. 8424, “An Act Amending the National Internal Revenue Code, as amended, and For Other Purposes” which was passed into law effective January 1, 1998. Title II Chapter IV - Tax on Corporations - Sec 27(B) of the said Act defines and provides that: a “Proprietary Educational Institution” is any private school maintained and administered by private individuals or groups with an issued permit to operate from DepEd, CHED, or TESDA, as the case may be, in accordance with the existing laws and regulations and shall pay a tax of ten percent (10.0%) on its taxable income.

President Rodrigo Duterte signed into law on March 26, 2021 the Corporate Recovery and Tax Incentives for Enterprises (CREATE) Act which seeks to develop the national economy towards global competitiveness by implementing tax policies such as lowering the corporate income tax rate and widening the tax base, and by rationalizing the current fiscal incentives by making them time-bound, targeted and performance-based. This was done in an attempt to revitalize the slowing economy, as it is predicted that the measures will attract more investments resulting in productivity enhancement, employment generation, countrywide development, and a more inclusive economic growth, while at the same time maintaining fiscal prudence and stability.

The following are the key changes to the Philippine tax law pursuant to the CREATE Act which have an impact to the Group:

- Preferential income tax rate for proprietary educational institutions which is reduced from 10.0% to 1.0% effective July 1, 2020 to June 30, 2023.
- Exemption from the determination of gain or loss from any exchange of property for stocks in corporations under certain conditions amending Section 40, Subsection C of the National Internal Revenue Code of 1997 which includes among others the merger and consolidation.
- Imposition of improperly accumulated earnings tax (IAET) is repealed.

Pursuant to the provisions of the CREATE Act, the Group adopted the 1.0% income tax rate effective on July 1, 2020.

On December 10, 2021, President Rodrigo R. Duterte signed into law RA No. 11635 entitled, “An Act Amending Section 27(B) of the National Internal Revenue Code (NIRC) of 1997, as amended, and for other purposes”. The law clarifies the entitlement of proprietary educational institutions to the preferential tax rate of 10.0% under the NIRC and the 1.0% income tax rate beginning July 1, 2020 until June 30, 2023, by virtue of the CREATE Act which was published on March 27, 2021 and took effect fifteen (15) days after its complete publication in the Official Gazette or in a newspaper of general circulation or April 11, 2021.



The enactment of the CREATE Act resulted in lower provision for current income tax of the Group by ₱18.0 million and ₱1.6 million for the years ended June 30, 2022 and 2021, respectively. The Group likewise remeasured its deferred tax assets and liabilities. This resulted in reduction of net deferred tax assets by ₱8.8 million and ₱20.5 million for the years ended June 30, 2022 and 2021, respectively.

The components of recognized net deferred tax assets are as follows:

	<b>June 30, 2022</b>	June 30, 2021
<b>Deferred tax assets:</b>		
Lease liabilities	<b>₱26,804,604</b>	₱25,106,116
Allowance for ECL	<b>10,131,135</b>	6,036,642
Pension liabilities	<b>4,911,096</b>	5,011,336
Excess of cost over net realizable value of inventories	<b>1,728,277</b>	1,649,612
Advance rent	<b>938,736</b>	107,609
NOLCO	<b>738,639</b>	13,219,028
Unearned tuition and other school fees	<b>523,989</b>	654,835
Impairment of noncurrent assets held for sale	<b>159,666</b>	-
Unamortized loan premium	<b>182,281</b>	430,114
	<b>46,118,423</b>	52,215,292
<b>Deferred tax liabilities:</b>		
Right-of-use assets	<b>(21,001,015)</b>	(19,666,364)
Intangible assets	<b>(2,762,187)</b>	(2,762,187)
Excess of fair value over derecognized STI		
Tanay receivables	<b>(2,565,139)</b>	-
Unamortized debt issue costs	<b>(573,694)</b>	(850,248)
Unrealized forex gain	<b>(445,618)</b>	(6,794)
Excess of rental under operating lease computed on a straight-line basis	<b>(341,267)</b>	(283,640)
	<b>(27,688,920)</b>	(23,569,233)
<b>Net deferred tax assets</b>	<b>₱18,429,503</b>	₱28,646,059

Certain deferred tax assets of the Group were not recognized as at June 30, 2022 and 2021 as it is not probable that future taxable profits will be sufficient against which these can be utilized.

The following are the deductible temporary differences and unused NOLCO for which no deferred tax assets were recognized:

	<b>June 30, 2022</b>	June 30, 2021
NOLCO	<b>₱218,027,113</b>	₱177,206,412
Allowance for impairment of advances to associate	<b>48,134,540</b>	48,134,540
	<b>₱266,161,653</b>	₱225,340,952

As at June 30, 2022 and 2021, the Group did not recognize any deferred tax asset on the provision for impairment on investment in an associate because management does not expect to generate enough capital gains against which these capital losses can be offset. The Group, likewise, did not recognize any deferred tax asset on the provision for impairment losses on advances to associates and joint venture since no deduction is expected to be claimed upon actual write-off of these advances in the future.



The Group has incurred NOLCO before the taxable year 2020 which can be claimed as deduction from the regular taxable income for the next three (3) consecutive taxable years as follows:

Period	Availment Period	Amount	Applied	Expired	Amount
2020	2021-2023	₱34,294,125	₱3,831,739	₱-	₱30,462,386
2019	2020-2022	34,979,451	-	34,979,451	-
		₱69,273,576	₱3,831,739	₱34,979,451	₱30,462,386

On September 30, 2020, the BIR issued Revenue Regulations No. 25-2020 implementing Section 4(bbbb) of “Bayanihan to Recover As One Act” which states that the NOLCO incurred for taxable years 2020 and 2021 can be carried over and claimed as a deduction from gross income for the next five (5) consecutive taxable years immediately following the year of such loss.

The Group has incurred NOLCO for the years ended June 30, 2022 and 2021 which can be claimed as deduction from the regular taxable income for the next five (5) consecutive taxable years pursuant to the Bayanihan to Recover As One Act, as follows:

Period	Availment Period	Amount	Addition	Applied	Expired	Amount
2022	2023-2027	₱-	₱87,488,931	₱-	₱-	₱87,488,931
2021	2022-2026	203,804,263	-	29,990,171	-	173,814,092
April-June 2020	2021-2025	144,612,679	-	144,612,679	-	-
		₱348,416,942	₱87,488,931	₱174,602,850	₱-	₱261,303,023

The reconciliation of the benefit from income tax on income (loss) before income tax computed at the effect of the applicable statutory income tax rate to the provision for (benefit from) income tax as shown in the consolidated statements of comprehensive income is summarized as follows:

	June 30, 2022	June 30, 2021	June 30, 2020
Provision for (benefit from) income tax at statutory income tax rate	<b>₱2,653,275</b>	(₱398,821)	(₱23,275,398)
Difference of income tax rate due to CREATE act	<b>8,800,751</b>	20,546,863	-
Unrecognized deferred tax assets	<b>812,411</b>	249,852	7,133,493
Royalty fees subjected to final tax	<b>(123,867)</b>	(105,607)	(196,355)
Equity in net (earnings) loss of associates and joint venture	<b>(120,015)</b>	(36,611)	178,312
Nondeductible expense pertaining to provision for impairment of goodwill and equity instruments	<b>39,062</b>	-	-
Interest income already subjected to final tax	<b>(25,765)</b>	(37,384)	(62,963)
Nondeductible expenses	<b>25,375</b>	5,535	481,365
Dividend income	<b>(11,993)</b>	(7,919)	-
Gain on sale of noncurrent asset held for sale	-	(154,608)	-
Others	<b>14,064</b>	112,192	(165,495)
Provision for (benefit from) income tax	<b>₱12,063,298</b>	₱20,173,492	(₱15,907,041)





### 31. Related Party Transactions

Parties are considered to be related if one party has the ability to control the other party or exercise significant influence over the other party in making financial and operating decisions. This includes: (a) enterprises or individuals owning, directly or indirectly through one or more intermediaries, control or are controlled by, or under common control with the Parent Company; (b) associates; and (c) enterprises or individuals owning, directly or indirectly, an interest in the voting power of the company that gives them significant influence over the Parent Company, key management personnel, including directors and officers of the Group and close members of the family of any such enterprise or individual.

The following are the Group's transactions with its related parties:

Related Party	Amount of Transactions During the Period			Outstanding Receivable ( )		Terms	Conditions
	June 30, 2022 (One Year)	June 30, 2021 (One Year)	June 30, 2020 (Three Months - see Note 2)	June 30, 2022	June 30, 2021		
<b>Associates</b>							
<b>STI Accent</b>							
Reimbursement for various expenses and other charges	₱-	₱10,265,554	₱-	₱48,134,540	₱48,134,540	30 days upon receipt of billings; noninterest-bearing	Unsecured; with provision for impairment
<b>GROW</b>							
Rental income and other charges	998,101	1,099,024	150,123	5,383,871	4,285,040	30 days upon receipt of billings	Unsecured; no impairment
Refundable deposits	-	-	-	(98,217)	(98,217)	Refundable upon end of contract	Unsecured
<b>STI Holdings</b>							
Advisory fees	14,400,000	14,400,000	3,600,000	-	-	30 days upon receipt of billings; noninterest-bearing	Unsecured; no impairment
Reimbursement for various expenses and other charges	27,879	16,938	-	-	-	30 days upon receipt of billings; noninterest-bearing	Unsecured; no impairment
Dividends payable	152,031,152	39,464,558	-	-	-	Due and demandable; noninterest-bearing	Unsecured
Dividend income	5,004,329	1,851,602	-	-	-	Due and demandable; noninterest-bearing	Unsecured; no impairment
<b>STI Alabang</b>							
Educational services and sale of educational materials and supplies	9,757,814	8,815,844	1,510,445	21,729,896	13,775,359	30 days upon receipt of billings; noninterest-bearing	Unsecured; no impairment
<b>STI Marikina</b>							
Educational services and sale of educational materials and supplies	7,733,087	7,883,912	1,333,914	280,544	230,760	30 days upon receipt of billings; noninterest-bearing	Unsecured; no impairment
<b>Affiliates*</b>							
<b>PhilCare</b>							
Rental income and other charges	12,534,962	10,754,273	3,280,752	1,350,614	1,352,281	30 days upon receipt of billings; noninterest-bearing	Unsecured; no impairment
HMO coverage	795,451	5,298,790	-	-	(760,690)	30 days upon receipt of billings; noninterest-bearing	Unsecured
Refundable deposits	129,496	-	-	(1,950,480)	(1,820,984)	Refundable upon end of contract	Unsecured
<b>Phil First Insurance Co., Inc.</b>							
Utilities and other charges	14,247	-	-	10,741	-	30 days upon receipt of billings; noninterest-bearing	Unsecured; no impairment
Insurance	13,868,078	16,133,210	32,102	(1,250)	(9,170)	30 days upon receipt of billings; noninterest-bearing	Unsecured
<b>Philippines First Condominium Corporation</b>							
Association dues, utilities and other charges	9,787,911	8,693,463	2,854,461	(268,641)	(3,454)	30 days upon receipt of billings; noninterest-bearing	Unsecured

(Forward)



Related Party	Amount of Transactions During the Period			Outstanding Receivable ( )		Terms	Conditions
	June 30, 2022	June 30, 2021	June 30, 2020	June 30, 2022	June 30, 2021		
	(One Year)	(One Year)	(Three Months - see Note 2)				
<b>PhilLife Insurance</b>	<b>₱558,035</b>	<b>₱395,232</b>	<b>₱-</b>	<b>(₱2,627)</b>	<b>₱-</b>	30 days upon receipt of billings; noninterest-bearing	Unsecured
Rental income and related charges	12,713,850	12,381,476	4,867,252	2,179,803	3,910,441	30 days upon receipt of billings; noninterest-bearing	Unsecured; no impairment
Refundable deposits	129,496	-	-	(1,950,480)	(1,820,984)	Refundable upon end of contract	Unsecured
<b>STI WNU</b>							
Educational services and sale of educational materials and supplies	17,663,297	12,766,209	108,219	9,515,642	9,422,783	30 days upon receipt of billings; noninterest-bearing	Unsecured; no impairment
Reimbursement for various expenses and other charges	5,332,698	4,843,315	817,061	2,513,039	1,523,522	30 days upon receipt of billings; noninterest-bearing	Unsecured; no impairment
<b>iACADEMY</b>							
Reimbursement for various expenses and other charges	1,846,352	-	-	-	-	30 days upon receipt of billings; noninterest-bearing	Unsecured; no impairment
<b>Officers and employees</b>							
Advances for various expenses	10,617,025	5,812,068	1,472,008	15,632,949	16,267,796	Liquidated within one month; noninterest-bearing	Unsecured; no impairment
<b>Others</b>							
Rental income and other charges	13,181	-	-	1,350,565	1,449,223	30 days upon receipt of billings; noninterest-bearing	Unsecured; no impairment
				<b>₱103,810,509</b>	<b>₱95,838,246</b>		

\*Affiliates are entities under common control of a majority Shareholder

Related party receivables and payables are generally settled in cash.

Outstanding receivables, before any allowance for impairment, and payables arising from these transactions are summarized below:

	June 30, 2022	June 30, 2021
Advances to associates and joint venture (see Note 13)	<b>₱48,134,540</b>	₱48,134,540
Educational services and sale of educational materials and supplies (Note 6)	<b>34,039,121</b>	24,952,424
Advances to officers and employees (see Note 6)	<b>15,632,949</b>	16,267,796
Rent, utilities and related receivables	<b>10,275,594</b>	10,996,985
Accounts payable (Note 17)	<b>(4,271,695)</b>	(4,513,499)
	<b>₱103,810,509</b>	₱95,838,246

Outstanding balances of the Parent Company's transactions with subsidiaries which were eliminated during consolidation are as follows:

Related Party	Amount of Transactions During the Period			Outstanding Receivable (Payable)		Terms	Conditions
	June 30, 2022	June 30, 2021	June 30, 2020	June 30, 2022	June 30, 2021		
	(One Year)	(One Year)	(Three months - see Note 2)				
<b>Subsidiaries</b>							
<b>STI Caloocan</b>							
Educational services, sale of educational materials and supplies, management fees, and other charges	<b>₱65,302,504</b>	₱60,447,249	₱5,911,498	<b>₱-</b>	<b>₱-</b>	30 days from billing or cut-off date; noninterest-bearing	Unsecured; no impairment

(Forward)



Related Party	Amount of Transactions During the Period			Outstanding Receivable (Payable)		Terms	Conditions
	June 30, 2022 (One Year)	June 30, 2021 (One Year)	June 30, 2020 (Three months – see Note 2)	June 30, 2022	June 30, 2021		
Reimbursement for various expenses	<b>₱2,895,877</b>	₱7,730,831	₱677,455	<b>(₱214,489,200)</b>	(₱205,366,632)	30 days from billing or cut-off date; noninterest-bearing	Unsecured
Rental income and other related charges	<b>50,289,600</b>	50,289,600	12,572,400	–	–	30 days from billing or cut-off date; noninterest-bearing	Unsecured; no impairment
<b>STI Novaliches</b>							
Educational services, sale of educational materials and supplies, management fees, and other charges	<b>25,485,280</b>	21,299,584	2,352,167	–	–	30 days from billing or cut-off date; noninterest-bearing	Unsecured; no impairment
Reimbursement for various expenses	<b>1,474,714</b>	3,591,087	2,172,512	<b>(67,486,050)</b>	(103,854,972)	30 days from billing or cut-off date; noninterest-bearing	Unsecured
Rental income and other related charges	<b>30,720,000</b>	30,720,000	7,680,000	–	–	30 days from billing or cut-off date; noninterest-bearing	Unsecured; no impairment
<b>STI Tuguegarao</b>							
Educational services, sale of educational materials and supplies, management fees, and other charges	–	118,896	18,425	<b>13,136,613</b>	13,136,613	30 days from billing or cut-off date; noninterest-bearing	Unsecured; with provision for impairment
Reimbursement for various expenses	–	1,306,168	282,331	<b>3,885,410</b>	4,050,137	30 days from billing or cut-off date; noninterest-bearing	Unsecured; with provision for impairment
<b>STI DLS College</b>							
Reimbursement for various expenses	<b>4,135,364</b>	43,337,347	–	<b>(47,472,711)</b>	(43,337,347)	30 days from billing or cut-off date; noninterest-bearing	Unsecured; with provision for impairment
<b>STI QA</b>							
Educational services, sale of educational materials and supplies, management fees, and other charges	–	1,172,928	389,075	<b>749,455</b>	749,455	30 days from billing or cut-off date; noninterest-bearing	Unsecured; with provision for impairment
Reimbursement for various expenses	–	8,051	–	<b>12,254,767</b>	14,259,668	30 days from billing or cut-off date; noninterest-bearing	Unsecured; with provision for impairment
<b>STI Batangas</b>							
Educational services, sale of educational materials and supplies, management fees and other charges	<b>25,564,609</b>	₱24,621,524	₱4,176,448	–	₱–	30 days from billing or cut-off date; noninterest-bearing	Unsecured; no impairment
Reimbursement for various expenses	<b>5,638,884</b>	974,081	376,369	<b>6,795,765</b>	9,842,330	30 days from billing or cut-off date; noninterest-bearing	Unsecured; no impairment
Rental income and other related charges	<b>14,968,800</b>	14,968,800	3,742,200	<b>28,740,046</b>	50,295,118	30 days from billing or cut-off date; noninterest-bearing	Unsecured; no impairment
<b>STI Iloilo</b>							
Educational services, sale of educational materials and supplies,	–	522,476	217,772	–	8,264,119	30 days from billing or cut-off date; noninterest-bearing	Unsecured; with provision for impairment
Reimbursement for various expenses	<b>8,566,437</b>	2,868,214	56,839	<b>19,772,058</b>	11,644,265	30 days from billing or cut-off date; noninterest-bearing	Unsecured; with provision for impairment
<b>STI Pagadian</b>							
Educational services, sale of educational materials and supplies,	–	90,067	179,001	<b>5,426,444</b>	5,426,444	30 days from billing or cut-off date; noninterest-bearing	Unsecured; with provision for impairment
Reimbursement for various expenses	<b>6,423</b>	1,447,781	252,230	<b>9,022,882</b>	9,020,959	30 days from billing or cut-off date; noninterest-bearing	Unsecured; with provision for impairment

(Forward)



Related Party	Amount of Transactions During the Period			Outstanding Receivable (Payable)		Terms	Conditions
	June 30, 2022 (One Year)	June 30, 2021 (One Year)	June 30, 2020 (Three months – see Note 2)	June 30, 2022	June 30, 2021		
<b>STI Tanauan</b>							
Educational services, sale of educational materials and supplies,	<b>₱9,330,096</b>	₱7,422,159	₱391,384	<b>₱–</b>	₱–	30 days from billing or cut-off date; noninterest-bearing	Unsecured; no impairment
Reimbursement for various expenses	<b>4,715,381</b>	406,356	113,585	<b>(17,823,639)</b>	(9,152,320)	30 days from billing or cut-off date; noninterest-bearing	Unsecured
<b>STI Lipa</b>							
Educational services, sale of educational materials and supplies,	<b>27,059,089</b>	21,574,006	3,157,379	–	–	30 days from billing or cut-off date; noninterest-bearing	Unsecured; no impairment
Reimbursement for various expenses	<b>1,451,341</b>	985,990	311,199	<b>1,928,771</b>	2,402,086	30 days from billing or cut-off date; noninterest-bearing	Unsecured; no impairment
Rental income and other related charges	<b>44,067,600</b>	44,067,600	11,016,900	<b>91,897,051</b>	83,671,099	30 days from billing or cut-off date; noninterest-bearing	Unsecured; no impairment
<b>STI Sta. Maria</b>							
Educational services, sale of educational materials and supplies,	<b>15,113,686</b>	11,794,423	1,157,571	–	–	30 days from billing or cut-off date; noninterest-bearing	Unsecured; no impairment
Reimbursement for various expenses	<b>603,490</b>	628,652	165,653	<b>49,795,032</b>	55,195,357	30 days upon receipt of billings; noninterest-bearing	Unsecured; no impairment
<b>STI Training Academy</b>							
Reimbursement for various expenses	<b>19,204,300</b>	8,388,535	–	<b>35,956,679</b>	16,752,378	30 days upon receipt of billings; noninterest-bearing	Unsecured; no impairment
Rental income and other related charges	<b>4,549,770</b>	–	–	<b>5,095,742</b>	–	30 days upon receipt of billings; noninterest-bearing	Unsecured; no impairment
<b>NAMEI Polytechnic Institute of Mandaluyong Inc.</b>							
Reimbursement for various expenses	<b>2,563,848</b>	₱2,853,359	₱458,306	–	(₱397,934)	30 days upon receipt of billings; noninterest-bearing	Unsecured; no impairment
Rental income and other related charges	<b>17,485,275</b>	5,940,754	1,166,928	<b>27,782,266</b>	11,055,943	30 days upon receipt of billings; noninterest-bearing	Unsecured; no impairment
<b>NAMEI Polytechnic Institute, Inc.</b>							
Reimbursement for various expenses	<b>9,526,578</b>	42,724,472	4,010,188	<b>62,689,628</b>	71,092,656	30 days upon receipt of billings; noninterest-bearing	Unsecured; no impairment
Rental income and other related charges	<b>24,647,829</b>	8,523,128	1,618,361	<b>33,620,791</b>	8,972,962	30 days upon receipt of billings; noninterest-bearing	Unsecured; no impairment

STI Holdings issued Surety Agreements in relation to Parent Company's loan facilities with LandBank (see Note 18).

#### Compensation and Benefits of Key Management Personnel

Compensation and benefits of key management personnel of the Group are as follows:

	June 30, 2022 (One Year)	June 30, 2021 (One Year)	June 30, 2020 (Three Months - see Note 2)
Short-term employee benefits	<b>₱41,319,996</b>	₱39,061,731	₱9,589,064
Post-employment benefits	<b>2,457,474</b>	1,777,626	585,651
	<b>₱43,777,470</b>	<b>₱40,839,357</b>	<b>₱10,174,715</b>



---

**32. Basic and Diluted Earnings (Loss) Per Share on Net Income (Loss) Attributable to Equity Holders of the Parent Company**

The table below shows the summary of net income (loss) and weighted average number of common shares outstanding used in the calculation of EPS:

	<b>June 30, 2022</b>	June 30, 2021	June 30, 2020
	<b>(One Year)</b>	(One Year)	(Three Months - see Note 2)
Net income (loss) attributable to equity holders of the Parent Company (a)	<b>₱254,674,709</b>	(₱56,914,526)	(₱214,665,165)
Common shares outstanding at beginning and end of period (b) (see Note 21)	<b>3,081,877,170</b>	3,081,877,170	3,081,877,170
Basic and diluted earnings (loss) per share on net income (loss) attributable to equity holders of the Parent Company (a)/(b)	<b>₱0.08</b>	(₱0.02)	(₱0.07)

The basic and diluted earnings (loss) per share are the same for the years ended June 30, 2022 and 2021, and the three-month period ended June 30, 2020 as there are no dilutive potential common shares.

---

**33. STI Gift of Knowledge Certificates (GOKs)**

On December 9, 2002, the BOD of the Parent Company approved the offer for sale and issue of up to ₱2.0 billion worth of GOKs.

The STI GOKs are noninterest-bearing certificates that entitle the holders or any designated scholars to redeem academic units in any member of the STI Group or equivalent academic units in any STI school on certain designated redemption dates or, to require STI Group to pay in cash the par value of the outstanding STI GOKs on designated graduation dates. The redemption dates range from the SY 2004-2005 to six years from date of issue of the STI GOKs. The graduation dates range from four to ten years from issue date. A total offer size of 2,409,600 academic units for the entire STI Group or its equivalent units in any STI school will be offered at serial redemption dates at their corresponding par values.

In 2003, the SEC issued an Order of Registration and a Certificate of Permit to Sell Securities for the said STI GOKs.

The Parent Company is planning to amend the terms of the GOKs to conform with future business strategies. As at October 10, 2022, there has been no sale nor issuance of GOKs. Hence, pursuant to Section 17.2 (a) of the Securities Regulation Code (SRC), STI ESG is not required to file the reports required under Section 17 of the SRC.



---

## 34. Contingencies and Commitments

### Contingencies

#### a. *Labor Cases*

- i. A former employee filed a Petition with the Supreme Court after the Court of Appeals affirmed the dismissal by the National Labor Relations Commission (“NLRC”) of the former employee’s claims of illegal dismissal against STI ESG (“illegal Dismissal Case”). On August 13, 2014, STI ESG received the Supreme Court’s Decision dated July 9, 2014 which (a) annulled the decision of the Court of Appeals and (b) ordered that STI ESG to reinstate the former employee to her former position, and pay (i) the exact salary, benefits, privileges, and emoluments which the current holder of the position was receiving, (ii) damages and (iii) backwages from the date of the former employee’s dismissal until fully paid, with legal interest (the “SC Decision”).

On November 17, 2014, the Supreme Court issued a resolution which denied with finality STI ESG’s Motion for Reconsideration.

The parties participated in the pre-execution conference of the said SC Decision before a Labor Arbiter in order to determine the total monetary judgment award in favor of the former employee. Both parties agreed that the former employee should receive separation pay in lieu of reinstatement. Consequently, the former employee would receive only a monetary award arising from the SC Decision.

Pursuant to STI ESG’s computation of said award, STI ESG paid the former employee a total amount of ₱4.2 million , exclusive of withholding taxes. Based on said payment, STI ESG moved for the Labor Arbiter to issue a resolution that STI ESG has fully paid the judgment award of the former employee.

The former employee maintains that the computation of STI ESG is incorrect because the latter deemed that the former’s alleged waiver of reinstatement pending appeal by STI ESG on the Illegal Dismissal Case in October 2006 interrupted the running of backwages until present day. The former employee refused to acknowledge that there was such valid waiver on reinstatement pending appeal and averred that she should receive the amount of ₱11.0 million, less payments already made by STI ESG.

On September 9, 2020, the Labor Arbiter issued the Order, wherein he affirmed that the former employee’s refusal to report to work in October 2006 interrupted the running of backwages. Consequently, the former employee was entitled to receive backwages from May 2004 until October 2006. The Labor Arbiter further determined that the attorney’s fees of 10% should be computed from the total monetary award of the former employee, including the separation pay in lieu of reinstatement.

Based on said findings, the Labor Arbiter determined that the former employee’s total monetary award amounted to around ₱4.4 million . Considering the prior payments made by STI ESG to the former employee, STI ESG is ordered to pay the former employee the balance of ₱0.2 million.

The former employee sought to appeal said findings by filing a Notice of Appeal with attached Memorandum instead of a Verified Petition under Rule XII of the NLRC Rules.



After STI ESG opposed said appeal on the ground of improper remedy, the Labor Arbiter issued an Order dated November 5, 2020. In the Order, the Labor Arbiter “noted without action” said appeal considering that the same is a prohibited pleading. The Labor Arbiter further stated that no other pleading and/or motion in relation to said appeal shall be entertained by the NLRC.

The former employee filed a Petition seeking for the NLRC to consider/allow her erroneous appeal as a Petition filed under Rule XII of the NLRC Rules in resolving the correct computation on the monetary award of the former employee.

After STI ESG filed its Comment to the Petition, the NLRC denied the Petition filed by the former employee. The NLRC affirmed that the former employee failed to comply with the required mode of appeal on an order for execution issued by the Labor Arbiter.

On May 14, 2021, STI ESG received a Petition for Certiorari filed by the former employee with the Court of Appeals.

Upon order of the Court of Appeals, STI ESG filed its Comment to the Petition for Certiorari on December 31, 2021. In the said Comment, STI ESG emphasized that the former employee not only failed to comply with the procedural rules in the NLRC but also did not follow the rules in filing a Petition for Certiorari before the Court of Appeals.

After the Court of Appeals required the parties to file their respective Memoranda, STI ESG filed its Memorandum on August 30, 2022.

The case is deemed submitted for resolution.

- ii.* A former IT Instructor who eventually became the IT Program Head of STI College Cagayan de Oro, a school owned by STI ESG, filed an illegal dismissal case against STI College Cagayan de Oro on the ground that she was constructively dismissed upon returning from preventive suspension. She, allegedly, no longer had any work to go back to because the STI ESG-owned company purportedly removed her workplace from the school premises. STI ESG countered the complainant’s claim that she was dismissed by presenting the complainant’s one-liner resignation letter.

The labor arbiter decided that there was neither an illegal dismissal nor resignation to speak of in this case, hence, the parties were ordered to return to status quo which meant reinstatement of complainant to her former position but without backwages, separation pay, or similar benefits. STI ESG was ordered to pay complainant the amount of ₱7.4 thousand representing her unpaid salary for the period March 10-30, 2014. However, the NLRC overturned the labor arbiter’s decision upon a dubious motion for partial reconsideration declaring complainant to have been illegally dismissed and ordering STI ESG not only to reinstate her but also to pay her full backwages computed from the time compensation was withheld up to the date of actual reinstatement. STI ESG moved to reconsider the NLRC’s decision but to no avail. STI ESG subsequently filed with the Court of Appeals a Petition for Certiorari questioning the decision of the NLRC.

On May 12, 2017, STI ESG received a copy of a Motion for Execution with Prayer for Payment of Separation Pay in Lieu of Reinstatement (“Motion for Execution”) filed by Complainant-Appellant seeking the issuance of a writ of execution for the implementation of the Resolution dated June 30, 2016 issued by the Honorable Eight Division, National Labor Relations Commission, Cagayan de Oro City. On May 22, 2017, STI ESG filed its Opposition to the Motion for Execution.



In the June 5, 2017 hearing on the motion for execution, STI ESG reiterated that it is amenable to reinstating complainant but as a Part-time Full Load faculty member. Complainant countered that she is not interested in reinstatement but would rather be paid her backwages and separation pay. STI ESG manifested that it already filed its opposition thereto and that there is still a need for the official computation of the backwages and separation pay. The complainant manifested that she will file her reply to STI ESG's opposition.

On June 2, 2017, STI ESG received a copy of the Minute Resolution of the Court of Appeals dated January 12, 2017 dismissing its Petition for Certiorari. STI ESG filed its Motion for Reconsideration on June 21, 2017.

Meanwhile, on July 12, 2017, STI ESG received an Order from the Office of the Labor Arbiter granting the Motion for Execution filed by Complainant. STI ESG also received on July 21, 2017 a copy of the Writ of Execution issued by Office of the Labor Arbiter directing the payment of ₱0.5 million to Complainant and her immediate reinstatement. In compliance with the Writ of Execution, Complainant was paid the amount of ₱0.5 million and was reinstated to her former position.

On September 25, 2017, the Court of Appeals resolved to grant STI ESG's motion for reconsideration and reinstated STI ESG's petition for certiorari. The complainant was then directed to file her comment to the petition while STI ESG was directed to file its reply to Complainant's comment.

On January 15, 2018, the Court of Appeals resolved that Complainant is deemed to have waived her filing of a comment to the petition for certiorari and directed the parties to file their respective memorandum. Consequently, with the filing of the parties' respective memorandum, the Court declared the petition submitted for decision.

On July 11, 2018, STI ESG received a copy of the Decision of the 21<sup>st</sup> Division, Court of Appeals, CDO, setting aside the resolution of the NLRC declaring complainant to have been illegally dismissed and awarding the payment of backwages. In the same decision, the Court of Appeals dismissed the charge of illegal dismissal for lack of merit. However, STI College CDO was directed to pay complainant the sum of ₱7.4 thousand representing her unpaid salary for the period March 10 to 30, 2014.

On September 5, 2018, STI ESG received a copy of the Motion for Reconsideration filed by the complainant with the Court of Appeals. STI ESG filed its Comment to the Motion for Reconsideration of the complainant on November 12, 2018.

On January 24, 2019, STI ESG received a copy of the Resolution of the Court of Appeals denying the Motion for Reconsideration filed by the complainant. On April 22, 2019, STI ESG received a copy of the Entry of Judgment of the Decision dated June 29, 2018.

On July 2, 2019, STI ESG sent a demand letter to recover the amount previously awarded to complainant.

As at October 10, 2022, STI ESG is preparing the necessary motion for the recovery of the ₱0.5 million.





- iii.* The case stemmed from a Complaint for illegal dismissal filed by former employees of STI Davao. They were formerly the Chief Executive Officer (CEO) and Chief Operating Officer (COO) of STI Davao, until they were separated from service effective June 23, 2009.

On September 3, 2009, STI Davao filed a Motion to Dismiss before the Labor Arbiter and prayed for the dismissal of the Complaint for illegal dismissal on the ground that the Labor Arbiter and the NLRC have no jurisdiction over the case. STI Davao argued that Complainants are not mere employees, but are rather corporate officers of STI Davao. As such, the controversy involving their removal involves an intra-corporate dispute which falls within the jurisdiction of the regular courts.

The Labor Arbiter issued an Order on December 16, 2009 which granted the Motion to Dismiss filed by STI Davao. The Labor Arbiter ruled that Complainants are corporate officers, and are not mere employees, of STI Davao whose removal from office is not within the ambit of the jurisdiction of the NLRC.

The Complainants filed an appeal before the NLRC. On September 30, 2010, the NLRC issued a Resolution affirming the Labor Arbiter's Order dated December 16, 2009. While they subsequently filed a Motion for Reconsideration, such motion was denied by the NLRC.

Complainants then elevated the case to the Court of Appeals via a Petition for Certiorari. On February 14, 2014, the Court of Appeals rendered a Decision annulling the assailed Resolutions of the NLRC and found that Complainants are not corporate officers, but are rather mere employees, of STI Davao. The case was thus ordered to be remanded to the Labor Arbiter for reception of evidence. While STI Davao filed a Motion for Reconsideration, such motion was denied by the Court of Appeals.

STI Davao eventually elevated the case to the Supreme Court via a Petition for Review on Certiorari. Through a Resolution dated August 19, 2015, the Supreme Court denied the Petition. STI Davao's Motion for Reconsideration was likewise denied by the Supreme Court.

In the September and October 2017 hearings with the Labor Arbiter, Complainants proposed for the amicable settlement of their claims the payment of their separation pay, backwages, monetary benefits, as well as damages with attorney's fees. The Complainants' said they are willing to accept the amicable settlement of the case with a total amount of ₱33.2 million.

No amicable settlement was reached by the parties, hence, they were directed to file their respective position papers. Consequently, STI ESG and the Complainants filed their position paper. On March 14, 2018, STI ESG received a copy of the Position Paper of complainants. On April 5, 2018, STI ESG filed its Reply to the Position Paper of complainants.

In a decision dated June 28, 2018, the Labor Arbiter dismissed the complaint for lack of merit. On August 2, 2018, STI ESG received a copy of the Memorandum of Appeal filed by complainants with the NLRC. STI ESG filed its Answer to Appeal with the Eighth Division of the NLRC in Cagayan De Oro City where it was emphasized that the complainants had failed to show that the Arbiter a quo committed grave abuse of discretion and/or serious errors in rendering the assailed Decision, particularly in declaring that the complainants were lawfully terminated on the ground of loss of trust and confidence.

In a Decision dated February 13, 2019, the Eighth Division of the NLRC in Cagayan De Oro City dismissed the Appeal filed by the complainants and hereby affirmed the earlier Decision of Labor Arbiter dated June 28, 2018. A motion for reconsideration dated March 4, 2019 was



filed by the complainants. On March 25, 2019, STI ESG filed its Opposition to the Motion for Reconsideration filed by the complainants. In a Resolution dated March 26, 2019, the Eighth Division of the NLRC in Cagayan De Oro City denied the Motion for Reconsideration filed by the complainants.

On June 10, 2019, STI ESG received a copy of the Petition for Certiorari filed by complainants with the Court of Appeals in Cagayan De Oro City. On July 4, 2019, STI ESG received a copy of the Resolution dated June 25, 2019 of the Court of Appeals in Cagayan De Oro City dismissing the Petition for Certiorari filed by complainants for failure to comply with the requirements for filing said petition.

A motion for reconsideration dated July 18, 2019 on the said resolution of the Court of Appeals in Cagayan De Oro City dismissing the Petition for Certiorari was filed by complainants. As at September 11, 2019, STI ESG filed its Comment to the motion for reconsideration of the complainants.

In a Resolution dated January 31, 2021, the Supreme Court dismissed the Petition for Certiorari filed by the complainants for being filed out of time.

On April 7, 2021, STI ESG received a copy of the Motion for Reconsideration filed by one of the complainants. On May 5, 2021, STI ESG filed its comment on the Motion for Reconsideration. In a Resolution dated July 12, 2021, the Special Second Division of the Supreme Court denied the Motion for Reconsideration filed by one of the complainants and directed the issuance of Entry of Final Judgement.

As at October 10, 2022, STI ESG is yet to receive the Entry of Final Judgement.

- iv. This is a case for constructive illegal dismissal filed by a former probationary faculty member of STI College Legazpi. In a decision dated July 18, 2020, the Labor Arbiter dismissed the complaint for lack of merit. However, the Labor Arbiter directed the payment of holiday pay covering complainant's period of employment, salary and other benefits covering the period of November 18, 2019 up to date of the decision as backwages during the period of preventive suspension beyond the 30-day period and 10% of the total monetary award as attorney's fees, amounting to a total of ₱0.2 million.

STI ESG filed a partial appeal of the decision of the Labor Arbiter with the NLRC and in the Decision dated 10 March 2021, the NLRC granted the partial appeal of STI ESG and modified the Decision of the Labor Arbiter by deleting the monetary award in the total amount of ₱0.2 million. Thereafter, complainant filed a petition for certiorari with the Court of Appeals.

In a Resolution dated July 29, 2022 received on August 17, 2022, the Court of Appeals directed STI ESG to file its Comment to the Petition for Certiorari of the complainant within ten (10) days from notice without necessarily giving due course to the said petition. On August 30, 2022, STI ESG filed its Comment to the Petition for Certiorari of complainant.

- b. *Specific Performance Case.* STI College Cebu, Inc. (STI Cebu) and STI ESG's Finance Officer were named defendants in a case filed by certain individuals for specific performance and damages. In their Complaint, the Plaintiffs sought the execution of Deed of Absolute Sale over a parcel of land situated in Cebu City on the bases of an alleged perfected contract to sell.



The Defendants filed the Consolidated Answer to the Amended Complaint on August 30, 2017. In the Consolidated Answer, Defendants asserted that there is no perfected contract to sell or of sale between STI ESG and the Plaintiffs considering that (a) there is no Board approval on the sale of the Subject Property; (b) lack of definite terms and conditions thereof; and (c) STI ESG's Finance Officer has no authority to bind STI ESG on the alleged contract to sell or sale of the Subject Property.

After the parties completed the presentation of evidence and filed their respective Memoranda, the Defendants received the Decision of the Trial Court on June 22, 2020.

In the Decision dated June 18, 2020, the Trial Court determined that there was no perfected contract to sell over the Property. The Trial Court affirmed that the Plaintiffs failed to obtain the consent of STI ESG. There was no evidence showing that STI ESG, through its Board of Directors, (a) gave its consent to the sale or (b) authorized Defendant Finance Officer to sell the Property in favor of the Plaintiffs.

However, the Trial Court determined that Defendant Finance Officer is liable to pay the Plaintiffs the total amount of ₱0.2 million representing temperate and exemplary damages ("Damages"). The Trial Court determined that the actions of STI ESG's Finance Officer insofar as (a) receipt of the earnest money, (b) lack of written authority from STI ESG during the negotiation and (c) continued assurances to the Plaintiffs in relation to the BIR ruling on the tax-free exchange and then sudden withdrawal from the transaction constitute bad faith.

Lastly, the Trial Court ordered STI ESG to return the amount of ₱0.3 million it received from the Plaintiffs as "earnest money" with interest rate of 6% per annum from receipt thereof on March 30, 2011 until latter's tender of the same to the Plaintiffs on July 2, 2015.

Both parties filed their respective Partial Motion for Reconsideration insofar as the (a) dismissal of the Complaint and (b) award of Damages.

On August 25, 2020, the Trial Court issued its Order, which modified the Decision only insofar as requiring STI ESG's Finance Officer to pay an additional ₱50.0 thousand as attorney's fees in favor of the Plaintiffs. The rest of the findings in the Decision is affirmed.

Both the Plaintiffs and the Finance Officer filed their respective Notice of Appeal.

On December 1, 2020, STI ESG and the Defendant Finance Officer received the Notice, which requires the Appellants (Plaintiffs and the Defendant Finance Officer) to file their respective Appellant's Brief within forty-five (45) days from receipt of the Notice.

On January 25, 2021, STI ESG received the Appellant's Brief filed by the Plaintiffs.

On March 11, 2021, STI ESG filed its Appellee's Brief.

On May 6, 2021, STI ESG received the Reply Brief filed by the Plaintiffs.

As at October 10, 2022, the appeal filed by the Plaintiffs is deemed submitted for resolution.



- c. *Complaint for Damages filed by GATE (formerly STI-College Santiago, Inc.).* Global Academy of Technology and Entrepreneurship, Inc. (GATE) filed a complaint for Damages against STI ESG for its non-renewal of the Licensing Agreement despite the former's alleged compliance with the latter's audit recommendations. On the basis of such alleged invalid non-renewal of the Licensing Agreement, GATE seeks for (a) moral damages in the amount of ₱0.5 million, (b) exemplary damages in the amount of ₱0.5 million and (c) attorney's fees in the amount of 15% of the amount to be awarded and ₱3.0 thousand per court appearance.

On June 9, 2017, STI ESG filed its Answer to the Complaint. In the Answer, STI ESG reiterated its position that GATE has no cause of action against it because its decision not to renew the Licensing Agreement is in accordance with contractual stipulations therein that its renewal is upon mutual agreement of both parties. Considering the effectivity period of the Licensing Agreement expired on March 31, 2016 without being renewed by both parties, GATE cannot claim any damages for STI ESG's lawful exercise of its rights under the Licensing Agreement.

After the parties completed the presentation of their respective evidence, STI ESG received the Decision of the Trial Court on February 4, 2020.

In the Decision dated January 16, 2020, the Trial Court dismissed the instant case because the Plaintiffs failed to establish that STI ESG acted in abuse of rights when it refused to renew the Licensing Agreement with the Plaintiffs. The Trial Court confirmed that said Agreement clearly provided that the same can only be renewed by mutual agreement of the parties.

The Trial Court also ordered the payment by the Plaintiffs of STI ESG's counterclaim in the amount of ₱0.3 million as attorney's fees plus cost of suit.

Despite filing a Motion for Reconsideration, the Trial Court affirmed its dismissal of the Plaintiff's claim and the award of litigation cost in favor of STI ESG in an Order dated July 6, 2020.

On August 3, 2020, STI ESG received the Notice of Appeal filed by the Plaintiff.

After the parties filed their respective briefs, the Court of Appeals promulgated its Decision on July 12, 2022. In the Decision, the Court of Appeals affirmed the order of the Trial Court.

After the Plaintiff filed its Motion for Reconsideration on the said Decision, STI ESG filed its Comment and Opposition on September 5, 2022.

Unless the parties required additional pleadings, said Motion for Reconsideration is deemed submitted for resolution.

- d. *Criminal Case.* A complaint for qualified theft was filed by STI ESG against its former school accounting supervisor and acting school accountant (former supervisor/accountant). In the complaint, STI ESG alleged that said former supervisor/accountant manipulated the payroll registers of STI College Global City by including the name of a former faculty member of STI College Global City in the payroll registers and placing a corresponding salary and 13<sup>th</sup> month pay beside said faculty member's name. The salary of said former faculty member was deposited in a bank account belonging to the former supervisor/accountant. The total amount deposited to the bank account of the former supervisor/accountant through this scheme amounted to ₱0.2 million.

The complaint for qualified theft was filed with Office of the City Prosecutor of Taguig City. Summons to the former supervisor/accountant was returned undelivered despite STI ESG providing additional addresses of the former supervisor/accountant where the summons could be served.



After the former supervisor/accountant failed to appear on two preliminary investigations, the complaint was submitted for resolution.

On September 8, 2016, STI ESG filed an Ex-Parte Motion for Early Resolution to resolve the case pointing out that more than 16 months have elapsed since the matter was submitted for resolution.

On August 4, 2022, the City Prosecutor of Taguig City issued the Resolution, which recommended the filing of Information against the former supervisor/accountant for qualified theft.

Unless a Motion for Reconsideration was filed and the filing of the Information was suspended pending the said Motion, a criminal case for qualified theft shall be filed with the appropriate Regional Trial Court of Taguig. A warrant of arrest can be issued against the former supervisor/accountant.

STI ESG and/or its representative shall receive the appropriate notice(s) of hearing for this criminal case.

- e. *Breach of Contract.* STI ESG engaged the services of Mobeelity Innovations, Inc. (MOBEELITY) to deploy its digital classroom pilot, also known as e-Learning Management System (eLMS) and MOBEELITY committed to provide the necessary applications suite of the intended learning management system of STI ESG.

MOBEELITY undertook to provide STI ESG with access to the EDU 2.0 LMS (now known as NEO) and iMEET virtual classroom. MOBEELITY committed to provide STI ESG with online and on-site technical support for the implementation of the EDU 2.0 LMS and iMEET virtual classroom. Furthermore, MOBEELITY committed to provide STI ESG with all updates and modifications to EDU 2.0 LMS and iMEET virtual classroom free of charge. Out of these 2 platforms, STI ESG was only able to avail of and utilize the EDU 2.0 LMS under the agreement.

MOBEELITY provided STI ESG access to the EDU 2.0 LMS. EDU 2.0 LMS is a product of Cypher Learning, and MOBEELITY was an authorized reseller of this product. In accordance with the terms of the Agreement, STI ESG paid MOBEELITY the sum of ₱3.3 million as downpayment for services to be rendered by MOBEELITY for the First Semester of SY 2016-2017 or from June to November 2016.

On June 12, 2016, it came to the attention of STI ESG that Cypher Learning had terminated its relationship with MOBEELITY due to the fraudulent acts committed by MOBEELITY against Cypher Learning.

Pursuant to the arbitration clause of the Memorandum dated September 8, 2014 (Memorandum) executed by STI ESG and MOBEELITY, STI ESG initiated the instant ad hoc arbitration to settle a dispute involving the reimbursement of ₱3.3 million by MOBEELITY due to a breach of its obligations under the Memorandum.

After due proceedings, the Arbitral Tribunal issued the arbitral award dated August 9, 2018 wherein MOBEELITY is required to pay STI ESG the amount of ₱3.3 million and arbitration cost of ₱0.9 million.

STI ESG, through counsel, will file the appropriate petition before the Regional Trial Court of Makati City for the execution of the aforesaid arbitral award as required by law. However, STI ESG needs to identify any assets of MOBEELITY in order for the motion for execution to be effective.



The total receivables of STI ESG from MOBEELITY amounted to ₱4.2 million. An equivalent allowance for estimated credit losses has been recognized as at June 30, 2022.

- f. *Syndicated Estafa*. This is a complaint filed against STI ESG and its director by the president of a franchisee of STI ESG with the Provincial Prosecution Office of Rizal.

In the complaint, said officer alleged that STI ESG illegally took over the operations of STI Tanay, and used the tuition fees it collected for its benefit. Based on his estimation, said alleged tuition fees was around ₱12.0 million.

On December 29, 2020, STI ESG, through its representative, filed its Counter-Affidavit and presented evidence/documents showing that STI ESG managed STI Tanay (a) when said officer initially allowed the same while there was an ongoing negotiation for the purchase of STI Tanay, and (b) the take-over provisions of the Licensing Agreement triggered by the violations committed by the franchisee on said agreement.

Moreover, STI ESG further asserted that the complaint should be dismissed because the aforesaid president failed to attach/present a written authority from STI Tanay, which allowed him to file the complaint, and represent said corporation in the proceedings.

Lastly, said president included as a respondent a director who was not involved in the operations and management of STI Tanay during the take-over of STI ESG.

On September 28, 2021, STI ESG received the Resolution dated February 4, 2021 which dismissed the complaint.

No Motion for Reconsideration was filed by the complainant.

Pursuant to the Memorandum of Agreement dated July 29, 2022 executed by the parties in a related case, this case is deemed terminated.

- g. *Extra-Judicial Foreclosure*

- i. STI ESG filed two (2) Petition(s) for Extra-Judicial Foreclosure of Real Estate Mortgage under Act No. 3135, as amended (Petitions) over properties located in (a) Pasig and (b) Tanay, Rizal.

On November 4, 2019, DBP and STI ESG executed a Deed of Assignment, wherein the latter acquired all rights and obligations arising from the following:

1. Term Loan Agreement dated February 10, 2014 between DBP and STI Tanay for a loan amounting to ₱51.0 million, which is supported by four (4) Promissory Notes (Subject Loan);
2. Term Loan Agreement dated April 5, 2016 between DBP and STI College Tanay, Inc. (STI Tanay) for a loan amounting to ₱24.5 million, which is supported by five (5) Promissory Notes (Subject Loan);
3. Credit Line Agreement dated June 7, 2018 wherein DBP extended a credit line to STI Tanay up to a maximum amount of ₱6.0 million (Credit Line);
4. Real Estate Mortgage dated May 5, 2014 executed by STI Tanay in favor of DBP over a parcel of land and improvements with an area of 5,502 sq.m. located in Tanay, Rizal, which contains a provision allowing the foreclosure of mortgage extrajudicially in accordance with Act No. 3135 (Mortgage); and



5. Additional Real Estate Mortgage dated April 8, 2016 executed by STI Tanay, and Alejandro J. Bernardo married to Loretta Jabson Bernardo (Third Party Mortgagor) in favor of DBP over a parcel of land with an area of 567 sq.m. located in Pasig City (Subject Property), which contains a provision allowing the foreclosure of mortgage extrajudicially in accordance with Act No. 3135 (Mortgage).

Said Deed of Assignment includes other loans obtained by STI Tanay from DBP (collectively, the “Loans”).

Due to STI Tanay’s failure to pay the Loans, STI ESG sent a Notice of Default dated February 14, 2020 to STI Tanay and Third Party Mortgagor. In the said Notice, STI ESG declared that the loans of STI Tanay amounting to ₱80.3 million as of December 31, 2019 to be immediately due and demandable, and STI ESG demanded full payment thereof.

Due to STI Tanay’s failure to pay said Loans, STI ESG filed the instant Petition to foreclose the property covered by the Mortgage for the satisfaction of the former’s outstanding obligation in the subject Loan and Credit Line amounting to ₱99.0 million as of November 30, 2020.

The Extrajudicial Foreclosure Sale for the property located in Pasig City was conducted on March 16, 2021 and declared STI ESG as the winning bidder. A Certificate of Sale was annotated on the title on August 5, 2021. Within the one (1) year redemption period, Mr. Alejandro Bernardo, through counsel, manifested his intention to redeem the Pasig Property. On November 17, 2021, STI ESG submitted the Statement of Account, which will be used to compute the redemption price for the Subject Property.

With respect to the Tanay, Property, the Extrajudicial Foreclosure Sale was conducted on March 15, 2022. At the conclusion of the Extrajudicial Foreclosure Sale, STI ESG was declared as the winning bidder. STI ESG obtained the Certificate of Sale covering the Tanay Property dated April 11, 2022. The said Certificate of Sale was annotated on the title by the Registry of Deeds of Rizal, Morong Branch on May 5, 2022.

Pursuant to the Memorandum of Agreement dated July 29, 2022 executed by the parties in the Complaint for annulment of Extrajudicial Foreclosure Proceedings, the Tanay Property was conveyed/assigned to STI ESG while the Pasig Property was redeemed by the Plaintiffs.

- ii. This is a Complaint for annulment of Extrajudicial Foreclosure Proceedings with application for 72-hour and 20-day Temporary Restraining Order (“TRO”) and/or Writ of Preliminary Injunction (Complaint) filed by STI Tanay and Spouses Alejandro J. Bernardo and Loretta Jabson Bernardo (Mortgagors) (collectively, the “Plaintiffs”) against the named Defendants.

On June 22, 2021, STI ESG received the Complaint. Based on the Complaint, the Plaintiffs alleged that STI ESG, as the assignee of the loan of STI Tanay with DBP, foreclosed on the Mortgagors’ parcel of land with an area of 567 sq.m. located in Pasig City (Subject Property).

While the Complaint did not allege any procedural and/or substantive defects on the foreclosure proceedings, the Plaintiffs attempted to use the alleged illegal take-over of the operations of STI Tanay to support the instant case.

Based on the said allegations in the Complaint, the Plaintiffs sought for the issuance of restraining orders to enjoin the registration of the Certificate of Sale and the alleged take-over of STI Tanay.



After the due proceedings on the TRO, the Trial Court denied the issuance of the TRO and/or Writ of Preliminary Injunction on July 12, 2021.

On November 12, 2021, STI ESG and a director defendant (Defendants) filed a Joint Answer Ad Cautelam. In the Joint Answer, the Defendants asserted the dismissal of the Complaint because of the Plaintiffs did not raise any valid grounds to annul the foreclosure of mortgage. Moreover, the Plaintiffs have manifested their intention to redeem the subject Property, which further affirms the validity of the foreclosure proceedings.

The pre-trial conference for the case was originally scheduled on January 18, 2022. However, the same was cancelled in light of the Supreme Court's directives to physically close all courts in areas under Alert Level 3 due to the surge of COVID-19 cases. The National Capital Region (NCR) and the province of Rizal were under Alert Level 3 until January 31, 2022.

After the pre-trial conference, the case was referred to Judicial Dispute Resolution upon motion by the parties.

After several negotiations for settlement, the parties entered into a Memorandum of Agreement on July 29, 2022. Based on the Memorandum of Agreement, the parties agreed to settle all liabilities by (a) assigning and conveyance of the Tanay Property and (b) redemption of the Pasig Property by the Plaintiffs. Other commercial terms and conditions were agreed upon by the party to terminate all pending cases and release of any other claims against each other.

Upon motion by the parties, the aforesaid Agreement was submitted for approval by the parties.

Considering the foregoing circumstances, the case is deemed terminated due to the amicable settlement by the parties.

- h. Due to the nature of the Parent Company's business, it is involved in various legal proceedings, both as plaintiff and defendant, from time to time. The majority of outstanding litigation involves illegal dismissal cases under which faculty members have brought claims against the Parent Company by reason of their faculty and/or employment contracts. Management and its legal counsels believe that the Parent Company has substantial legal and factual bases for its position and are of the opinion that losses arising from these legal actions and proceedings, if any, will not have a material adverse impact on the Group's consolidated financial statements.
- i. Other subsidiaries also stand as the defendant of various lawsuits and claims filed by their former employees. The complainants are seeking payment of damages such as backwages and attorney's fees. Management and its legal counsels believe that the subsidiaries have substantial legal and factual bases for their position and are of the opinion that losses arising from these legal actions and proceedings, if any, will not have a material adverse impact on the Group's consolidated financial statements.

### Commitments

#### a. Financial Commitments

The ₱250.0 million Term Loan/Rediscounting Line Facility approved for STI ESG is secured by a Comprehensive Surety issued by the Parent Company in favor of LandBank executed on September 16, 2020. As at June 30, 2021, STI ESG has drawn from its Term Loan/Rediscounting Line Facility an aggregate amount of ₱22.1 million, of which ₱9.5 million is due within the next twelve months. The term of the borrowing is coterminous with the promissory notes executed by the





parents/benefactors of the students. The first and second drawdowns amounting to ₱10.0 million and ₱12.1 million, respectively, are maturing in August 2022 and January 2023, respectively, for the 20-month tenor and August 2023 and January 2024, respectively, for the 30-month tenor.

The Parent Company has ₱115.0 million domestic bills purchase lines from various local banks as at June 30, 2022 and June 30, 2021, specifically for the purchase of local and regional clearing checks. Interest on drawdown from such facility is waived except when drawn against returned checks to which the interest shall be the prevailing lending rate of such local bank. This facility is on a clean basis.

b. Capital Commitments

As at June 30, 2022, STI ESG's contractual commitments include obligations for the renovation of office condominium units owned by STI ESG. The related contract costs aggregated to ₱88.0 million of which ₱34.2 million have been paid as at June 30, 2022.

STI ESG's contractual commitments also include obligation for the construction of the STI Training Academy Center and renovation works for STI Naga, STI Tanauan and STI Baguio with an aggregate project cost of ₱35.4 million of which ₱32.8 million and ₱13.4 million have been paid as at June 30, 2022 and 2021, respectively.

As at June 30, 2022 and 2021, STI ESG has contractual commitments and obligations for the construction of STI Legazpi with an aggregate project cost of ₱251.8 million of which ₱238.3 million have been paid as at June 30, 2022 and 2021.

c. Others

- i. On April 21, 2017, STI ESG, Mr. Tony Tan Caktiong (TTC), STI Tanauan, and Injap Investments, Inc. (Injap), referred collectively as the Joint Venture Parties, entered into an agreement to transform STI Tanauan into a Joint Venture Company which shall operate a farm-to-table school that offers courses ranging from farm production to food services.

The Joint Venture Parties also agreed to increase STI Tanauan's authorized capital stock to an amount that will be agreed by the Joint Venture Parties in a separate agreement. As agreed by the Joint Venture Parties, the increase in the authorized capital stock will be funded through STI Tanauan's declaration of stock dividends to STI ESG based on STI Tanauan's unrestricted retained earnings as at March 31, 2017 and cash payments by the Joint Venture Parties.

The equity sharing in the Joint Venture Company would be 60%, 25% and 15% for STI ESG, TTC and Injap, respectively.

On June 21, 2017, in separate meetings, the stockholders and the BOD of STI Tanauan approved the increase in the authorized capital stock of the corporation from ₱1.0 million divided into 10,000 shares with a par value of ₱100 to ₱75.0 million divided into 750,000 shares with a par value of ₱100. The increase will be funded through the declaration of stock dividends and cash subscriptions by the shareholders. In the same meeting, the stockholders and the BOD approved the declaration of 150,000 shares as stock dividends with an aggregate par value of ₱15.0 million to be distributed to stockholders of record as at March 31, 2017 based on the unrestricted retained earnings of STI Tanauan as shown in its audited financial statements as at March 31, 2017.



On January 24, 2018, STI ESG subscribed to and fully paid for 35,000 shares at a subscription price of ₱495 per share for a total of ₱17.3 million.

On February 26, 2018, STI Tanauan applied with the SEC to increase its authorized capital stock from ₱1.0 million to ₱75.0 million.

On March 2, 2018, the SEC approved the increase and issued the Certificate of Approval on Increase of Capital Stock.

On March 3, 2018, STI Tanauan issued to STI ESG stock dividends of 150,000 shares and 35,000 shares as subscribed by the latter.

Considering the pandemic and its effects on the economy, the parties decided to hold the project in abeyance. In the meantime, STI Tanauan remains a wholly-owned subsidiary of STI ESG and is continuing its operations.

- ii. On December 17, 2018, the CHED, Unified Student Financial Assistance System for Tertiary Education Board (UniFAST) and STI ESG signed a memorandum of agreement to avail of the Tertiary Education Subsidy (TES) and Student Loan Program (SLP) for its students under the “Universal Access to Quality Tertiary Education Act” (UAQTEA) and its Implementing Rules and Regulations (IRR). RA No. 10931 or the UAQTEA and its IRR provide among others, that to support the cost of tertiary education or any part or portion thereof, TES and SLP are established for all Filipino students who shall enroll in undergraduate and post-secondary programs of private HEIs. Accordingly, the TES and the SLP shall be administered by the UniFAST Board. The annual TES for students, subject to guidelines and implementing rules and regulations on the release of TES, enrolled in SUCs or CHED recognized LUCs is ₱40.0 thousand. Students enrolled in select private HEIs who are qualified to receive the TES, are entitled to ₱60.0 thousand. The TES sharing agreement states that ₱40.0 thousand shall go to the TES student grantee and ₱20.0 thousand to the private HEI. The subsidy is for Tuition and other related school fees and should cover the living allowance, books, supplies, transportation and miscellaneous expense. Additional benefits are likewise given to Persons with Disabilities (PWDs) and graduates of programs with licensure exams amounting to ₱30.0 thousand per annum and ₱10.0 thousand, respectively. Under the TES program, CHED pays directly the schools where these students enrolled.
- iii. On October 21, 2019, STI ESG, acting on its own and in behalf of NAMEI Polytechnic Institute Inc. (collectively referred to as “STI”) and Raft Shore People, Inc. (RAFT), entered into a Cooperation Agreement (the “Agreement”) to work together to ensure that the seafarers of the Philippines continue to be the preferred employees of international shipping companies. In summary, the parties agree as follows:
  1. Establish a culinary school offering modular culinary courses which shall prepare the students to work on board cruise vessels and to jointly oversee the preparation and implementation of modular culinary and catering courses.
  2. To jointly oversee the preparation and implementation of the curriculum for courses such as Bachelor of Science in Marine Transportation, Bachelor of Science in Marine Engineering, Senior High School Maritime track and Maritime Information Technology Programs. The parties likewise endeavor to enhance the curriculum with electives or additional modular courses in keeping with the requirements of the international shipping industry and the International Convention on Standards of Training, Certification and Watchkeeping for Seafarers (STCW).



3. To engage the Dean and other administrators as well as the members of the faculty who are professionals and are highly qualified to provide the students with the requisite education and training which will prepare them for work on board vessels.

The parties recognize that RAFT has already incurred expenses, including faculty costs in preparation for this cooperation agreement. As such, STI will reimburse RAFT US\$150,000, with 50% payable upon signing of the agreement while the remaining 50% will be payable within calendar year 2020. Additionally, and as compensation for jointly overseeing and providing academic governance, selection and management of faculty, as well as curriculum and courseware preparation and implementation for the courses agreed upon, STI shall pay RAFT the sum of US\$10,000 per month beginning January 2020. The parties also agreed that a variable compensation of 5% of the tuition fee shall be paid to RAFT when the student population reaches 2,000 plus an additional 1% variable compensation for every 1,000 enrollees while RAFT shall receive 5% of tuition fee for the culinary/hospitality programs upon reaching a student population of 2,000 plus 1% variable compensation for every 1,000 enrollees. Said variable compensation may be increased from year to year at the discretion of the governing board.

With the current developments in the economy and in the industry, STI ESG and RAFT have started discussing the terms of the agreement and updating the provisions to be aligned with the practices considering the adjustments made in the industry as a result of the pandemic.

---

### 35. Financial Risk Management Objectives and Policies

The principal financial instruments of the Group comprise cash and cash equivalents and interest-bearing loans and borrowings. The main purpose of these financial instruments is to raise working capital and major capital investment financing for the Group's school operations. The Group has various other financial assets and liabilities such as receivables, accounts payable and other current liabilities which arise directly from its operations.

The main risks arising from the Group's financial instruments are liquidity risk, credit risk and interest rate risk. The Parent Company's BOD and management reviews and agrees on the policies for managing each of these risks as summarized as follows.

#### Liquidity Risk

Liquidity risk arises from the possibility that the Group may encounter difficulties in raising funds to meet its currently maturing commitments. The Group's liquidity profile is managed to be able to finance its operations and capital expenditures and other financial obligations. To cover its financing requirements, the Group uses internally-generated funds and interest-bearing loans and borrowings. As part of its liquidity risk management program, the Group regularly evaluates the projected and actual cash flow information and continuously assesses conditions in the financial markets for opportunities to pursue fund-raising initiatives.

Any excess funds are primarily invested in short-dated and principal-protected bank products that provide the flexibility of withdrawing the funds anytime. The Group regularly evaluates available financial products and monitors market conditions for opportunities to enhance yields at acceptable risk levels.



The Group's current liabilities are mostly made up of trade liabilities with a 30 to 60-day payment terms, current portion of interest-bearing loans and borrowings that are expected to mature within one year after reporting date. On the other hand, the biggest components of the Group's current assets are cash and cash equivalents, receivables from students and franchisees and advances to subsidiaries, associates and joint venture with credit terms of thirty (30) days.

As at June 30, 2022 and 2021, the Group's current assets amounted to ₱1,936.2 million and ₱1,873.0 million respectively, while current liabilities amounted to ₱816.4 million and ₱831.3 million, respectively.

As part of the Group's liquidity risk management program, management regularly evaluates the projected and actual cash flow information.

In relation to the Group's interest-bearing loans and borrowings, the debt service coverage ratio, based on the consolidated financial statements of STI ESG and its subsidiaries, is also monitored on a regular basis. The debt service coverage ratio is equivalent to the EBITDA divided by total principal and interests due for the next twelve months. The Group monitors its debt service coverage ratio to keep it at a level acceptable to the Group, the lender bank and the STI ESG bondholders. The Group's policy is to keep the debt service coverage ratio not lower than 1.05:1.00. DSCR as at June 30, 2022 and 2021 is 1.80:1.00 and 1.42:1.00, respectively (see Notes 18 and 19).

The tables below summarize the maturity profile of the Group's financial assets held for liquidity purposes and other financial liabilities based on undiscounted contractual payments.

	June 30, 2022				Total
	On demand	Less than 3 Months	3 to 12 Months	More than 1 Year	
<b>Financial Assets</b>					
Loans and receivables at amortized cost:					
Cash and cash equivalents	₱ 1,242,529,465	₱-	₱-	₱-	₱1,242,529,465
Receivables*	221,338,327	12,971,616	81,088,643	114,094,643	429,493,229
Rental and utility deposits (included as part of the "Goodwill, intangible and other noncurrent assets" account)	-	-	-	26,697,421	26,697,421
Equity instruments at FVPL	9,610,000	-	-	-	9,610,000
Equity instruments at FVOCI	-	-	-	69,769,480	69,769,480
	<b>₱1,473,477,792</b>	<b>₱12,971,616</b>	<b>₱81,088,643</b>	<b>₱210,561,544</b>	<b>₱1,778,099,595</b>
<b>Financial Liabilities</b>					
Other financial liabilities:					
Bonds payable					
Principal	₱-	₱-	₱-	₱3,000,000,000	₱3,000,000,000
Interest	-	-	178,905,220	335,744,980	514,650,200
Interest-bearing loans and borrowings					
Principal	-	-	159,544,753	1,053,050,204	1,212,594,957
Interest	-	35,563,043	36,116,113	126,973,071	198,652,227
Accounts payable and other current liabilities**	510,148,628	6,052,855	32,737,583	2,134,158	551,073,224
Lease liabilities	-	30,109,423	39,282,545	367,286,732	436,678,700
Other noncurrent liabilities***	-	-	-	8,909,546	8,909,546
	<b>₱510,148,628</b>	<b>₱71,725,321</b>	<b>₱446,586,214</b>	<b>₱4,894,098,691</b>	<b>₱5,922,558,854</b>



	June 30, 2021				Total
	On demand	Less than 3 Months	3 to 12 Months	More than 1 Year	
<b>Financial Assets</b>					
Loans and receivables at amortized cost:					
Cash and cash equivalents	₱1,202,134,686	₱-	₱-	₱-	₱1,202,134,686
Receivables*	69,801,896	137,185,533	82,997,727	130,749,963	420,735,119
Rental and utility deposits (included as part of the "Goodwill, intangible and other noncurrent assets" account)	-	-	-	28,489,968	28,489,968
Equity instruments at FVOCI	-	-	-	68,624,687	68,624,687
	<b>₱1,271,936,582</b>	<b>₱137,185,533</b>	<b>₱82,997,727</b>	<b>₱227,864,618</b>	<b>₱1,719,984,460</b>
<b>Financial Liabilities</b>					
Other financial liabilities:					
Bonds payable					
Principal	₱-	₱-	₱-	₱3,000,000,000	₱3,000,000,000
Interest	-	-	178,905,220	514,650,200	693,555,420
Interest-bearing loans and borrowings					
Principal	-	-	129,544,753	1,332,594,957	1,462,139,710
Interest	-	41,062,520	42,016,018	196,250,481	279,329,019
Accounts payable and other current liabilities**	526,585,990	18,656,752	40,659,119	-	585,901,861
Lease liabilities	-	25,592,305	48,442,852	409,751,052	483,786,209
Other noncurrent liabilities***	-	-	-	4,178,826	4,178,826
	<b>₱526,585,990</b>	<b>₱85,311,577</b>	<b>₱439,567,962</b>	<b>₱5,457,425,516</b>	<b>₱6,508,891,045</b>

\*Excluding advances to officers and employees amounting to ₱15.6 million and ₱16.3 million as at June 30, 2022 and 2021, respectively.

\*\*Excluding government and other statutory liabilities amounting to ₱21.7 million and ₱18.3 million as at June 30, 2022 and 2021, respectively.

\*\*\*Excluding advance rent and deferred lease liability amounting to ₱10.0 million and ₱1.3 million as at June 30, 2022 and 2021, respectively.

The Group's current ratios are as follows:

	June 30, 2022	June 30, 2021
Current assets	<b>₱1,936,211,047</b>	₱1,872,975,538
Current liabilities	<b>816,378,766</b>	831,333,288
Current ratios	<b>2.37:1.00</b>	2.25:1.00

### Credit Risk

Credit risk is the risk that the Group will incur a loss arising from students, franchisees or other counterparties who fail to discharge their contractual obligations. The Group manages and controls credit risk by setting limits on the amount of risk that the Group is willing to accept for individual counterparties and by monitoring expenses in relation to such limits.

It is the Group's policy to require the students to pay all their tuition and other school fees before they can get their report cards and other credentials. In addition, receivable balances are monitored on an ongoing basis with the result that the Group's exposure to bad debts is not significant.

With respect to credit risk arising from the other financial assets of the Group, which comprise cash and cash equivalents, the Group's exposure to credit risk arises from the default of the counterparty, with a maximum exposure equal to the carrying amount of these instruments. As at June 30, 2021 and 2020, there is no significant concentration of credit risk.



*Credit Risk Exposures.* The table below shows the maximum exposure to credit risk for the components of the consolidated statements of financial position:

	June 30, 2022		June 30, 2021	
	Gross Maximum Exposure <sup>(1)</sup>	Net Maximum Exposure <sup>(2)</sup>	Gross Maximum Exposure <sup>(1)</sup>	Net Maximum Exposure <sup>(2)</sup>
<b>Financial Assets</b>				
Loans and receivables:				
Cash and cash equivalents (excluding cash on hand)	₱1,241,719,823	₱1,220,719,823	₱1,201,361,720	₱1,180,361,720
Receivables*	674,177,006	674,177,006	559,537,699	559,537,699
Rental deposits**	26,697,421	26,697,421	28,489,968	28,489,968
	<b>₱1,942,594,250</b>	<b>₱1,921,594,250</b>	<b>₱1,789,389,387</b>	<b>₱1,768,389,387</b>

\*Excluding advances to officers and employees amounting to ₱15.6 million and ₱16.3 million as at June 30, 2022 and 2021, respectively.

\*\*Included as part of "Goodwill, intangible and other noncurrent assets" account.

<sup>(1)</sup> Gross financial assets before taking into account any collateral held or other credit enhancements or offsetting arrangements.

<sup>(2)</sup> Gross financial assets after taking into account any collateral held or other credit enhancements or offsetting arrangements or insurance in case of bank deposits.

*Credit Quality per Class of Financial Asset.* The tables below show the credit quality by class of financial assets based on STI ESG's credit rating system as at June 30, 2022 and 2021:

	June 30, 2022			Total
	Stage 1 12-month ECL	Stage 2 Lifetime ECL	Stage 3 Credit Impaired	
	Class A	₱1,266,337,328	₱287,695,822	
Class B	-	144,621,144	-	144,621,144
Class C	-	228,560,935	16,188,663	244,749,598
Gross carrying amount	1,266,337,328	660,877,901	16,188,663	1,943,403,892
ECL	-	228,495,114	16,188,663	244,683,777
Carrying amount	₱1,266,337,328	₱432,382,787	₱-	₱1,698,720,115

	June 30, 2021			Total
	Stage 1 12-month ECL	Stage 2 Lifetime ECL	Stage 3 Credit Impaired	
	Class A	₱1,249,546,442	₱121,147,712	
Class B	-	296,436,394	-	296,436,394
Class C	-	116,662,322	6,369,483	123,031,805
Gross carrying amount	1,249,546,442	534,246,428	6,369,483	1,790,162,353
ECL	-	132,433,097	6,369,483	138,802,580
Carrying amount	₱1,249,546,442	₱401,813,331	₱-	₱1,651,359,773

The following credit quality categories of financial assets are managed by the Group as internal credit ratings. The credit quality of the financial assets was determined as follows:

- Class A - *Cash and cash equivalent* and *Rental and utility deposits* are classified as "Class A" based on the good credit standing or rating of the counterparty. *Receivables* classified as "Class A" are those with a high probability of collection and/or customer or counterparties who possess strong to very strong capacity to meet its obligations.
- Class B - these are *Receivables* from customers who settle their obligations within tolerable delays.



- Class C - these pertain to *Receivables* from customers with payment behavior normally extending beyond the credit terms and have a high probability of becoming impaired.

The table below shows the aging analysis of receivables from students on which the amount of allowance was based on lifetime expected credit losses:

	Current	Within the Semester	After the Semester but within the School Year	After the School Year	ECL	Total
June 30, 2022	₱196,475,535	₱49,404,829	₱838,730	₱227,722,205	(₱228,495,114)	₱245,946,185
June 30, 2021	₱161,527,989	₱42,777,433	₱632,769	₱116,662,322	(₱132,433,097)	189,167,416

*Interest Rate Risk.* Interest rate risk is the risk that the fair value or future cash flows of a financial instrument will fluctuate because of changes in market interest rates. Fixed-rate financial instruments are subject to fair value interest rate risk while floating rate financial instruments are subject to cash flow interest rate risk. The Group's interest rate risk management policy centers on reducing the overall interest expense and exposure to changes in interest rates. Changes in market interest rates relate primarily to the Group's interest-bearing loans and bonds. While the Group's long-term debt has a floating interest rate, the Group elected to have the interest rate repriced every year, thus minimizing the exposure to market changes in interest rates. The interest rates for the STI ESG bonds are, however, fixed for the 7-year bonds and the 10-year bonds.

The Group's exposure to interest rate risk also includes its cash and cash equivalents balance. Interest rates for the Group's cash deposits are at prevailing interest rates. Due to the magnitude of the deposits, a significant change in interest rate may also affect the consolidated statements of comprehensive income.

The following table demonstrates the sensitivity, to a reasonably possible change in interest rates, with all other variables held constant, of the consolidated statements of comprehensive income and consolidated statements of changes in equity for the years ended June 30, 2022 and 2021, and the three-month period ended June 30, 2020:

Increase/decrease in Basis Points (bps)	Effect on Income Before Income Tax		
	June 30, 2022 (One Year)	June 30, 2021 (One Year)	June 30, 2020 (Three Months - see Note 2)
+100 bps	(₱42,259,660)	(₱44,782,060)	(₱10,432,222)
-100 bps	42,259,660	44,782,060	10,432,222

#### Capital Risk Management Policy

The Group's objectives when managing capital are to provide returns for stockholders and benefits for other stakeholders and to maintain an optimal capital structure to reduce the cost of capital.

The Group manages its capital structure and makes adjustments to it in light of changes in economic conditions. The Group is not subject to externally imposed capital requirements.

The Group monitors capital using the debt-to-equity ratio which is computed as the total of current and noncurrent liabilities, net of unearned tuition and other school fees, divided by total equity. The Group monitors its debt-to-equity ratio to keep it at a level acceptable to the Group, the lender bank and STI ESG bondholders. The Group's policy is to keep the debt-to-equity ratio at a level not exceeding 1.50:1.00.



The Group considers its equity contributed by stockholders as capital.

	<b>June 30, 2022</b>	June 30, 2021
Capital stock	<b>₱3,087,829,443</b>	₱3,087,829,443
Additional paid-in capital	<b>386,916,479</b>	386,916,479
Retained earnings (see Note 21)	<b>2,452,343,935</b>	2,351,763,085
	<b>₱5,927,089,857</b>	₱5,826,509,007

The Group's debt-to-equity ratios are as follows:

	<b>June 30, 2022</b>	June 30, 2021
Total liabilities*	<b>₱5,166,220,433</b>	₱5,441,261,355
Total equity	<b>5,892,251,942</b>	5,802,472,205
Debt-to-equity ratio	<b>0.88:1.00</b>	0.94:1.00

\*Excluding unearned tuition and other school fees

The Group's asset-to-equity ratios are as follows:

	<b>June 30, 2022</b>	June 30, 2021
Total assets	<b>₱11,089,097,854</b>	₱11,292,403,976
Total equity	<b>5,892,251,942</b>	5,802,472,205
Asset-to-equity ratio	<b>1.88:1.00</b>	1.95:1.00

No changes were made in the objectives, policies or processes during the years ended June 30, 2022 and 2021, and the three-month period ended June 30, 2020.

### 36. Fair Value Information of Financial Instruments

The following tables set forth the carrying amounts and estimated fair values of financial assets and liabilities recognized as at June 30, 2022 and 2021. There are no material unrecognized financial assets and liabilities as at June 30, 2022 and 2021.

	June 30, 2022				
	Carrying Amount	Fair Value	Level 1	Level 2	Level 3
<b>Financial Assets</b>					
At amortized cost:					
Rental and utility deposits	₱26,697,421	₱26,697,421	₱-	₱-	₱26,697,421
Equity instruments at FVOCI	69,769,480	69,769,480	4,501,912	54,661,405	10,706,163
	<b>₱96,466,901</b>	<b>₱96,466,901</b>	<b>₱4,501,912</b>	<b>₱54,661,405</b>	<b>₱37,403,584</b>
<b>Financial Liabilities</b>					
Other financial liabilities at amortized cost:					
Refundable deposits	₱9,590,041	₱8,851,830	₱-	₱-	₱8,851,830
	<b>₱9,590,041</b>	<b>₱8,851,830</b>	<b>₱-</b>	<b>₱-</b>	<b>₱8,851,830</b>
	June 30, 2021				
	Carrying Amount	Fair Value	Level 1	Level 2	Level 3
<b>Financial Assets</b>					
At amortized cost:					
Rental and utility deposits	₱28,489,968	₱28,663,274	₱-	₱-	₱28,663,274
Equity instruments at FVOCI	68,624,687	68,624,687	4,783,024	53,488,420	10,353,243
	<b>₱97,114,655</b>	<b>₱97,114,655</b>	<b>₱4,783,024</b>	<b>₱53,488,420</b>	<b>₱39,016,517</b>
<b>Financial Liabilities</b>					
Other financial liabilities at amortized cost:					
Refundable deposits	₱7,452,766	₱7,733,023	₱-	₱-	₱7,733,023
	<b>₱7,452,766</b>	<b>₱7,733,023</b>	<b>₱-</b>	<b>₱-</b>	<b>₱7,733,023</b>





#### Fair Value of Financial Instruments

The following methods and assumptions were used to estimate the fair value of each class of financial instrument for which it is practicable to estimate such value:

*Cash and Cash Equivalents, Receivables and Accounts Payable and Other Current Liabilities.* Due to the short-term nature of transactions, the fair values of these instruments approximate the carrying amounts as at financial reporting date.

*Rental and Utility Deposits.* The fair values of these instruments are computed based on the present value of future cash flows discounted using the prevailing BVAL reference rates ranging from 1.43% to 6.68% and 1.61% to 4.97% as at June 30, 2022 and 2021, respectively, that are specific to the tenor of the instruments' cash flows at the end of the reporting period.

*Equity instruments at FVPL and FVOCI.* The fair values of publicly-traded equity instruments at FVPL and FVOCI, classified under Level 1, are determined by reference to market bid quotes as at financial reporting date. The fair values of unquoted shares are determined using valuation techniques with inputs and assumptions that are based on market observable data and conditions. Such techniques include using recent arm's-length market transactions; reference to the current market value of another instrument which is substantially the same.

*Interest-bearing Loans and Borrowings.* The estimated fair value is based on the discounted value of future cash flows using the prevailing credit adjusted risk-free rates that are adjusted for credit spread. Interest rates used in discounting cash flows was 5.79% and 5.68% as at June 30, 2022 and 2021, respectively.

*Refundable Deposits.* The fair values of the refundable deposits are computed based on the present value of future cash flows discounted using the prevailing BVAL reference rates ranging from 1.90% to 5.11% and 1.26% to 2.66% as at June 30, 2022 and 2021, respectively adjusted for 2% credit spread rate that are specific to the tenor of the instruments' cash flows at the end of the reporting period.

In June 30, 2022 and 2021, there were no transfers between Level 1 and 2 fair value measurements, and no transfers into and out of Level 3 fair value measurements.



**37. Changes in Liabilities Arising from Financing Activities**

	June 30, 2021	Cash Flows	Unamortized Loan Premium	Income on Rent Concessions	Interest Expense (see Note 23)	Capitalized Borrowing Costs (see Note 11)	Dividends Declared (see Note 21)	Reclassified as Current	Reclassified as Noncurrent	Effect of Lease Termination/ Modification (see Notes 11 and 29)	New Leases (see Note 29)	June 30, 2022
Current portion of interest-bearing loans and borrowings	₱129,544,753	(₱249,544,753)	₱-	₱-	₱-	₱-	₱-	₱279,544,753	₱-	₱-	₱-	₱159,544,753
Bonds payable	2,973,082,875	-	-	-	7,432,189	-	-	-	-	-	-	2,980,515,064
Interest-bearing loans and borrowings – net of current portion	1,333,358,223	-	-	-	(1,125,742)	-	-	(279,544,753)	-	-	-	1,052,687,728
Lease liabilities	335,166,946	(73,175,691)	-	(6,054,606)	21,214,892	-	-	-	-	4,236,109	36,226,712	317,614,362
Dividends payable	13,760,123	(153,667,156)	-	-	-	-	154,093,859	-	-	-	-	14,186,826
Interest payable	28,974,871	(266,791,362)	-	-	261,749,410	-	-	-	-	-	-	23,932,919
	<b>₱4,813,887,791</b>	<b>(₱743,178,962)</b>	<b>₱-</b>	<b>(₱6,054,606)</b>	<b>₱289,270,749</b>	<b>₱-</b>	<b>₱154,093,859</b>	<b>₱-</b>	<b>₱-</b>	<b>₱4,236,109</b>	<b>₱36,226,712</b>	<b>₱4,548,481,652</b>

	June 30, 2020	Cash Flows	Unamortized Loan Premium	Income on Rent Concessions	Interest Expense (see Note 23)	Capitalized Borrowing Costs (see Note 11)	Dividends Declared (see Note 21)	Reclassified as Current	Reclassified as Noncurrent	Effect of Lease Termination/ Modification (see Notes 11 and 29)	New Leases (see Note 29)	June 30, 2021
Current portion of interest-bearing loans and borrowings	₱240,000,000	(₱110,455,247)	₱-	₱-	₱-	₱-	₱-	₱240,000,000	(₱240,000,000)	₱-	₱-	₱129,544,753
Bonds payable	2,966,097,772	-	-	-	6,985,103	-	-	-	-	-	-	2,973,082,875
Interest-bearing loans and borrowings – net of current portion	914,693,192	409,426,874	8,298,501	-	(1,836,569)	2,776,225	-	(240,000,000)	240,000,000	-	-	1,333,358,223
Lease liabilities	383,793,647	(65,611,278)	-	(17,677,038)	23,635,793	-	-	-	-	(23,969,028)	34,994,850	335,166,946
Dividends payable	13,758,185	(39,998,062)	-	-	-	-	40,000,000	-	-	-	-	13,760,123
Interest payable	26,063,296	(270,581,931)	-	-	273,493,506	-	-	-	-	-	-	28,974,871
	<b>₱4,544,406,092</b>	<b>(₱77,219,644)</b>	<b>₱8,298,501</b>	<b>(₱17,677,038)</b>	<b>₱302,277,833</b>	<b>₱2,776,225</b>	<b>₱40,000,000</b>	<b>₱-</b>	<b>₱-</b>	<b>(₱23,969,028)</b>	<b>₱34,994,850</b>	<b>₱4,813,887,791</b>



	Noncash Movements										June 30, 2020	
	March 31, 2020	Cash Flows	Unamortized Loan Premium	Income on Rent Concessions	Interest Expense (see Note 22)	Capitalized Borrowing Costs (see Note 10)	Dividends Declared (see Note 20)	Reclassified as Current	Reclassified as Noncurrent	Lease Terminations (see Notes 2 and 10)		New Leases
Current portion of interest-bearing loans and borrowings	₱240,000,000	₱-	₱-	₱-	₱-	₱-	₱-	₱-	₱-	₱-	₱-	₱240,000,000
Bonds payable	2,964,418,162	-	-	-	1,679,610	-	-	-	-	-	-	2,966,097,772
Interest-bearing loans and borrowings – net of current portion	914,262,208	-	-	-	417,215	13,769	-	-	-	-	-	914,693,192
Lease liabilities	395,908,486	(18,598,185)	-	-	6,483,346	-	-	-	-	-	-	383,793,647
Dividends payable	13,758,185	-	-	-	-	-	-	-	-	-	-	13,758,185
Interest payable	8,957,748	(46,681,520)	-	-	63,787,068	-	-	-	-	-	-	26,063,296
Total liabilities from financing activities	₱4,537,304,789	(₱65,279,705)	₱-	₱-	₱72,367,239	₱13,769	₱-	₱-	₱-	₱-	₱-	₱4,544,406,092



---

### 38. Note to the Consolidated Statements of Cash Flows

The Group's material noncash investing and financing activities pertain to the following:

- a. Additions to ROU assets presented under "Property and equipment" amounted to ₱36.8 million, ₱34.0 million and nil for the years ended June 30, 2022 and 2021, and the three-month period ended June 30, 2020, respectively (see Note 11).
- b. Unpaid progress billing for construction-in-progress presented under "Property and equipment" amounted to ₱16.9 million and ₱0.1 million as at June 30, 2021 and June 30, 2020, respectively (nil as at June 30, 2022). Unpaid progress billing for construction-in-progress presented under "Investment properties" amounted to ₱52.4 million as at June 30, 2022 (nil as at June 30, 2021 and June 30, 2020) (see Notes 11 and 12).
- c. Additions to land and buildings under "Investment properties" upon foreclosure of mortgaged properties for STI Tanay receivables amounted to ₱164.9 million for the year ended June 30, 2022, (nil for the year ended June 30, 2021 and the three-month period ended June 30, 2020) (see Note 12).
- d. Reclassification from investment properties to noncurrent asset held for sale amounted to ₱53.3 million in view of the expected redemption upon actual receipt of the redemption price (see Notes 10 and 12).
- e. Reclassification from "Other noncurrent assets", pertaining to advances to suppliers, to "Property and equipment" amounting to ₱28.4 million during the year ended June 30, 2022.

---

### 39. Business Combinations

On December 3, 2020, STI ESG acquired the net assets of STI Calbayog and STI Dumaguete, which were owned and operated by the former franchisees, for ₱2.7 million and ₱2.3 million, respectively. The transactions were accounted for as business combinations. The purchase price consideration was allocated to the net assets based on provisional fair values at the date of acquisition resulting in excess of consideration aggregating to ₱1.9 million. The Group is likewise assessing the value of the intangible assets acquired.

The following are the identifiable assets and liabilities as at the date of acquisition:

#### STI Calbayog

<i>Assets</i>	
Receivables	₱589,782
Inventories	21,508
Property and equipment (see Note 11)	798,020
Other noncurrent asset	190,000
	1,599,310
 <i>Liabilities</i>	
Accounts payable and other current liabilities	₱225,031
Total identifiable net assets at provisional fair values	1,374,279
Purchase consideration transferred	2,700,000
Goodwill (see Note 16)	₱1,325,721



STI Dumaguete

<i>Assets</i>	
Receivables	₱1,482,130
Prepaid expenses	12,835
Inventories	38,891
Property and equipment (see Note 11)	264,872
	1,798,728
<i>Liabilities</i>	
Accounts payable and other current liabilities	₱102,965
Total identifiable net assets at provisional fair values	1,695,763
Purchase consideration transferred	2,300,000
Goodwill (see Note 16)	₱604,237
	₱604,237

---

**40. Voluntary Presentation of Comparative Statement of Comprehensive Income**

As discussed in Note 2, the amounts reflected in the June 30, 2020 consolidated statement of comprehensive income are for a three-month period only. Accordingly, they are not comparable with the amounts in the June 30, 2022 and 2021 consolidated statements of comprehensive income.

Set out below is a voluntary disclosure of consolidated statement of comprehensive income for the year ended June 30, 2020 for the purpose of comparability.

	<u>Amount</u>
<b>REVENUES</b>	
Sale of services:	
Tuition and other school fees	₱1,691,275,674
Educational services	121,820,529
Royalty fees	11,518,869
Others	55,798,203
Sale of goods -	
Sale of educational materials and supplies	64,594,709
	1,945,007,984
<b>COSTS AND EXPENSES</b>	
Cost of educational services <sup>(a)</sup>	695,666,579
Cost of educational materials and supplies sold	48,636,264
General and administrative expenses <sup>(b)</sup>	947,111,234
	1,691,414,077
<b>INCOME BEFORE OTHER INCOME</b>	
<b>(EXPENSES) AND INCOME TAX</b>	259,921,897
<b>OTHER INCOME (EXPENSES)</b>	
Provision for impairment of noncurrent asset held for sale	(297,470,664)
Interest expense	(282,747,142)
Rental income	121,510,994
Recovery of accounts written-off	6,327,990
<i>(Forward)</i>	



	Amount
Interest income	₱4,041,968
Equity in net earnings of associates and joint venture	3,984,681
Dividend income	1,769,510
	<u>(442,582,663)</u>
<b>LOSS BEFORE INCOME TAX</b>	<b>(188,988,756)</b>
<b>PROVISION FOR (BENEFIT FROM) INCOME TAX (Note 29)</b>	
Current	25,617,921
Deferred	(9,627,115)
	<u>15,990,806</u>
<b>NET LOSS</b>	<b>(204,979,562)</b>
<b>OTHER COMPREHENSIVE INCOME (LOSS)</b>	
Items not to be reclassified to profit or loss in subsequent years:	
Remeasurement loss in pension liability	(17,809,762)
Tax effect on remeasurement loss in pension liability	1,791,228
Unrealized fair value adjustment on equity instruments at FVOCI	7,651,760
Share in associates' remeasurement loss on pension liabilities	(64,788)
Share in associates' fair value adjustment on equity instruments at FVOCI	(2,558)
	<u>(8,434,120)</u>
<b>OTHER COMPREHENSIVE LOSS, NET OF TAX</b>	<b>(8,434,120)</b>
<b>TOTAL COMPREHENSIVE LOSS</b>	<b>(₱213,413,682)</b>
<b>Net Loss Attributable To</b>	
Equity holders of the Parent Company	(₱200,860,459)
Non-controlling interests	(4,119,103)
	<u>(₱204,979,562)</u>
<b>Total Comprehensive Loss Attributable To</b>	
Equity holders of the Parent Company	(₱209,294,579)
Non-controlling interests	(4,119,103)
	<u>(₱213,413,682)</u>
<b>Basic/Diluted Loss Per Share on Net Loss Attributable to Equity Holders of the Parent Company</b>	<b>(₱0.07)</b>



- (a) Cost of educational services account consists of:

	Amount
Depreciation and amortization	₱298,249,021
Faculty salaries and benefits	248,500,292
Student activities and programs and connectivity expenses	83,151,296
Rental	26,194,731
School materials and supplies	13,936,662
Software maintenance	12,355,194
Courseware development costs	11,223,921
Others	2,055,462
	₱695,666,579

- (b) General and administrative expenses account consists of:

	Amount
Salaries, wages and benefits	₱251,051,828
Depreciation and amortization	207,359,396
Light and water	94,804,362
Outside services	84,394,239
Professional fees	78,885,378
Provision for:	
ECL (see Note 6)	45,083,847
Inventory obsolescence	4,805,445
Taxes and licenses	33,266,209
Transportation	23,499,202
Advertising and promotions	18,137,333
Repairs and maintenance	17,702,388
Insurance	14,716,934
Entertainment, amusement and recreation	13,510,561
Rental	13,433,340
Meetings and conferences	13,417,186
Office supplies	8,586,141
Communication	7,009,881
Software maintenance	2,794,271
Association dues	317,721
Others	14,335,572
	₱947,111,234

#### 41. Events after Reporting Period and Other Matters

- a. On July 29, 2022, STI ESG received the full payment for the redemption price of the Pasig Property (see Note 10).
- b. On August 5, 2022, CHED approved the site transfer of STI QA to Tanay, Rizal subject to compliance to certain requirements. STI QA has resumed operations on its new site in Tanay, Rizal beginning SY 2022-2023. The permit from DepEd to conduct senior high school classes is still in process as of report date (see Note 1).
- c. On August 15, 2022, ChinaBank approved the request of STI ESG for waiver of the DSCR requirement for the periods ending June 30, 2023 and December 31, 2023 (see Note 18).



- d. In a letter dated August 25, 2022, the Maritime Industry Authority (MARINA) informed STI Training Academy that the latter's application for accreditation as a Maritime Training Institution (MTI) is granted. This will enable STI Training Academy to start offering training courses that are tailor-fit to certain shipping lines or industries (see Note 1).
- e. On October 1, 2022, STI ESG acquired two parcels of land located at Brgy. Saluysoy, Meycauayan, Bulacan for ₱55,000 per square meter or an aggregate cost of ₱135.2 million with a total area of 2,459 square meters. The location is intended to be the future site of STI Academic Center Meycauayan.
- f. In a move to contain the COVID-19 outbreak, on March 13, 2020, the Office of the President of the Philippines issued a Memorandum directive to impose stringent social distancing measures in the National Capital Region (NCR) effective March 15, 2020. On March 16, 2020, Presidential Proclamation No. 929 was issued, declaring a State of Calamity throughout the Philippines for a period of six (6) months and imposed ECQ throughout the island of Luzon starting March 17, 2020 until April 12, 2020, which was subsequently extended to May 15, 2020 in the NCR and other areas. The Office of the President issued several directives for the classification of cities and municipalities in different levels of community quarantine between March 13, 2020 to date.

These measures have caused disruptions to businesses and economic activities, and their impact on businesses continue to evolve. The Group has considered the impact of these disruptions on its financial position, performance and cash flows as at and for the year ended June 30, 2022. The Group has gradually started to implement limited face-to-face classes for schools in areas under Alert Level 1 for identified high-stake tertiary courses and SHS students beginning February 2022 and April 2022, respectively. Considering the evolving nature of this outbreak, the Group continues to monitor the situation and will take further actions as necessary and appropriate in response to these economic disruptions and other consequences.





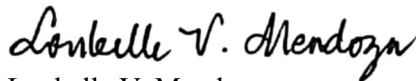
## INDEPENDENT AUDITOR'S REPORT

The Board of Directors and Stockholders  
STI Education Services Group, Inc.  
STI Academic Center Ortigas-Cainta  
Ortigas Avenue Extension  
Cainta, Rizal

We have audited the accompanying parent company financial statements of STI Education Services Group, Inc. (the Company) as at June 30, 2022 and for the year then ended, on which we have rendered the attached report dated October 10, 2022.

In compliance with the Revised Securities Regulation Code Rule 68, we are stating that the above Company has 48 stockholders owning more than 100 shares each.

SYCIP GORRES VELAYO & CO.



Loubelle V. Mendoza

Partner

CPA Certificate No. 115161

Tax Identification No. 301-422-247

BOA/PRC Reg. No. 0001, August 25, 2021, valid until April 15, 2024

SEC Partner Accreditation No. 115161-SEC (Group A)

Valid to cover audit of 2021 to 2025 financial statements of SEC covered institutions

SEC Firm Accreditation No. 0001-SEC (Group A)

Valid to cover audit of 2021 to 2025 financial statements of SEC covered institutions

BIR Accreditation No. 08-001998-145-2021, August 11, 2021, valid until August 10, 2024

PTR No. 8854336, January 3, 2022, Makati City

October 10, 2022

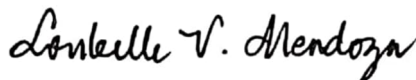


## **INDEPENDENT AUDITOR'S REPORT ON SUPPLEMENTARY SCHEDULES**

The Stockholders and the Board of Directors  
STI Education Services Group, Inc.  
STI Academic Center Ortigas - Cainta  
Ortigas Avenue Extension,  
Cainta, Rizal

We have audited in accordance with Philippine Standards on Auditing, the consolidated financial statements of STI Education Services Group, Inc. and its subsidiaries as at June 30, 2022 and 2021 and for the years ended June 30, 2022 and 2021 and the three-month period ended June 30, 2020, included in this Form 17-A, and have issued our report thereon dated October 10, 2022. Our audits were made for the purpose of forming an opinion on the basic financial statements taken as a whole. The schedules listed in the Index to Consolidated Financial Statements and Supplementary Schedules are the responsibility of the Company's management. These schedules are presented for purposes of complying with Revised Securities Regulation Code Rule 68, and are not part of the basic financial statements. These schedules have been subjected to the auditing procedures applied in the audit of the basic financial statements and, in our opinion, fairly state, in all material respects, the information required to be set forth therein in relation to the basic financial statements taken as a whole.

SYCIP GORRES VELAYO & CO.



Loubelle V. Mendoza

Partner

CPA Certificate No. 115161

Tax Identification No. 301-422-247

BOA/PRC Reg. No. 0001, August 25, 2021, valid until April 15, 2024

SEC Partner Accreditation No. 115161-SEC (Group A)

Valid to cover audit of 2021 to 2025 financial statements of SEC covered institutions

SEC Firm Accreditation No. 0001-SEC (Group A)

Valid to cover audit of 2021 to 2025 financial statements of SEC covered institutions

BIR Accreditation No. 08-001998-145-2021, August 11, 2021, valid until August 10, 2024

PTR No. 8854336, January 3, 2022, Makati City

October 10, 2022

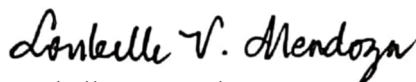


## **INDEPENDENT AUDITOR'S REPORT ON COMPONENTS OF FINANCIAL SOUNDNESS INDICATORS**

The Stockholders and the Board of Directors  
STI Education Services Group, Inc.  
STI Academic Center Ortigas - Cainta  
Ortigas Avenue Extension,  
Cainta, Rizal

We have audited in accordance with Philippine Standards on Auditing, the consolidated financial statements of STI Education Services Group, Inc. and its subsidiaries as at June 30, 2022 and 2022 and for the years ended June 30, 2022 and 2021 and the three-month period ended June 30, 2020, included in this Form 17-A, and have issued our report thereon dated October 10, 2022. Our audits were made for the purpose of forming an opinion on the basic financial statements taken as a whole. The Supplementary Schedule on Financial Soundness Indicators, including their definitions, formulas, calculation, and their appropriateness or usefulness to the intended users, are the responsibility of the Company's management. These financial soundness indicators are not measures of operating performance defined by Philippine Financial Reporting Standards (PFRS) and may not be comparable to similarly titled measures presented by other companies. This schedule is presented for the purpose of complying with the Revised Securities Regulation Code Rule 68 issued by the Securities and Exchange Commission, and is not a required part of the basic financial statements prepared in accordance with PFRSs. The components of these financial soundness indicators have been traced to the Company's consolidated financial statements as at June 30, 2022 and 2021 and for the years ended June 30, 2022 and 2021 and the three-month period ended June 30, 2020 and no material exceptions were noted.

SYCIP GORRES VELAYO & CO.



Loubelle V. Mendoza

Partner

CPA Certificate No. 115161

Tax Identification No. 301-422-247

BOA/PRC Reg. No. 0001, August 25, 2021, valid until April 15, 2024

SEC Partner Accreditation No. 115161-SEC (Group A)

Valid to cover audit of 2021 to 2025 financial statements of SEC covered institutions

SEC Firm Accreditation No. 0001-SEC (Group A)

Valid to cover audit of 2021 to 2025 financial statements of SEC covered institutions

BIR Accreditation No. 08-001998-145-2021, August 11, 2021, valid until August 10, 2024

PTR No. 8854336, January 3, 2022, Makati City

October 10, 2022



## **STI EDUCATION SERVICES GROUP, INC. AND SUBSIDIARIES**

### **INDEX TO THE CONSOLIDATED FINANCIAL STATEMENTS**

**June 30, 2022**

<b>Schedule</b>	<b>Content</b>
A	Financial Assets
B	Amounts Receivable from Directors, Officers, Employees, Related Parties and Principal Stockholders (Other than Related Parties)
C	Amounts Receivable from Related Parties which are Eliminated During the Consolidation of the Financial Statements
D	Long-Term Debt
E	Indebtedness to Related Parties (Long-Term Loans from Related Companies)
F	Guarantees of Securities of Other Issuers
G	Capital Stock
H	Reconciliation of Retained Earnings Available for Dividend Declaration
I	Map of Relationships Between and Among the Company and Its Ultimate Parent Company, Middle Parent, Subsidiaries or Co-Subsidiaries and Associates
J	Schedule of Financial Soundness Indicators

SCHEDULE A - FINANCIAL ASSETS

June 30, 2022

(Amount in Pesos)

**STI EDUCATION SERVICES GROUP, INC. AND SUBSIDIARIES**

STI Academic Center Ortigas-Cainta, Ortigas Avenue Extension,  
Cainta, Rizal

<b>Name of Issuing entity and association of each issue</b>	<b>Number of shares or principal amount of bonds and notes</b>	<b>Amount shown in the balance sheet</b>	<b>Valued based on market quotation at end of reporting period</b>	<b>Income received and accrued</b>
RL Commercial REIT, Inc.	1,550,000	9,610,000	9,610,000	388,275

SCHEDULE B – AMOUNTS RECEIVABLE FROM DIRECTORS, OFFICERS, EMPLOYEES,  
RELATED PARTIES, AND PRINCIPAL STOCKHOLDERS (Other than Related Parties)  
June 30, 2022  
(Amount in Pesos)

**STI EDUCATION SERVICES GROUP, INC. AND SUBSIDIARIES**

STI Academic Center Ortigas-Cainta, Ortigas Avenue Extension,  
Cainta, Rizal

<b>Name and Designation of debtor</b>	<b>Balance at beginning of period</b>	<b>Additions</b>	<b>Amounts collected</b>	<b>Amounts Written-off</b>	<b>Current</b>	<b>Not Current</b>	<b>Balance at end of period</b>
---------------------------------------	---	------------------	------------------------------	--------------------------------	----------------	--------------------	-------------------------------------

The Group does not have receivables from individual directors, officers, employees and principal stockholders aggregating above P1,000,000 or 1% of total assets, whichever is less, as at June 30, 2022

SCHEDULE C – AMOUNTS RECEIVABLE FROM RELATED PARTIES WHICH ARE  
ELIMINATED DURING THE CONSOLIDATION OF FINANCIAL STATEMENTS

June 30, 2022

(Amount in Pesos)

**STI EDUCATION SERVICES GROUP, INC. AND SUBSIDIARIES**

STI Academic Center Ortigas-Cainta, Ortigas Avenue Extension,  
Cainta, Rizal

Name and Designation of debtor	Balance at beginning of period	Additions	Amounts collected	Amounts written off	Current	Not Current	Balance at end of period
STI Batangas	₱ 60,137,448	₱ 46,172,293	-₱ 70,773,930	₱ -	-	₱ 35,535,811	₱ 35,535,811
STI Iloilo	19,908,384	8,566,437	- 8,702,763	-	-	19,772,058	19,772,058
STI Lipa	86,073,185	72,578,030	- 64,825,393	-	-	93,825,822	93,825,822
STI Pagadian	14,447,403	6,423	- 4,501	-	5,426,444	9,022,881	14,449,325
STI Quezon Avenue	15,009,123	-	- 2,004,901	-	749,455	12,254,767	13,004,222
STI Sta Maria	55,195,357	15,717,176	- 21,117,501	-	-	49,795,032	49,795,032
STI Tuguegarao	17,186,750	-	- 164,727	-	13,136,613	3,885,410	17,022,023
STI Namei HS	10,658,009	20,049,121	- 2,924,864	-	-	27,782,266	27,782,266
STI Namei College	80,065,618	34,174,406	- 17,929,606	-	-	96,310,418	96,310,418
STI Training Academy	16,752,378	23,754,071	-	-	-	41,052,422	41,052,422

SCHEDULE D – LONG-TERM DEBT

June 30, 2022

(Amount in Pesos)

**STI EDUCATION SERVICES GROUP, INC. AND SUBSIDIARIES**

STI Academic Center Ortigas-Cainta, Ortigas Avenue Extension,  
Cainta, Rizal

Title of Issue and type of obligation	Amount authorized by indenture	Amount shown under caption "Current portion of long-term debt" in related balance sheet	Amount shown under caption "Long-Term Debt" in related balance sheet
China Banking Corporation - Corporate notes facility	₱3,000,000,000	₱30,000,000	₱215,666,028
Maturity Date / Interest Rate July 31, 2021 / 4.75%*			
Fixed rate bonds series 7-year bond due 2024 and series 10-year bond due 2027/Interest rates are 5.8085% and 6.3756%, respectively**	5,000,000,000	-	2,980,515,064
China Banking Corporation - Term loan:			
Maturity Date / Interest Rate September 19, 2026 / 5.81% to 6.31% ***	1,200,000,000	120,000,000	834,027,880
LandBank ACADEME Program:			
Maturity Date / Interest Rate August 2022 and January 2023 / 3% ****	22,139,710	9,544,753	2,993,820

\*presented inclusive of unamortized premium on corporate notes of ₱5.7 million in the Statements of Financial Position

\*\*presented net of bond issue costs with carrying value of ₱19.5 million in the Statements of Financial Position

\*\*\*presented net of issuance costs with carrying value of ₱6.0 million in the Statements of Financial Position

\*\*\*\*presented net of issuance costs with carrying value of ₱0.1 million in the Statements of Financial Position



SCHEDULE E – INDEBTEDNESS TO RELATED PARTIES  
(LONG-TERM LOANS FROM RELATED COMPANIES)  
June 30, 2022  
(Amount in Pesos)

**STI EDUCATION SERVICES GROUP, INC. AND SUBSIDIARIES**  
STI Academic Center Ortigas-Cainta, Ortigas Avenue Extension,  
Cainta, Rizal

<b>Name of related party</b>	<b>Balance at beginning of period</b>	<b>Balance at end of period</b>
------------------------------	---	---------------------------------

The Group has no long-term loans from related parties as at June 30, 2022

SCHEDULE F - GUARANTEES OF SECURITIES OF OTHER ISSUERS

June 30, 2022

(Amount in Pesos)

**STI EDUCATION SERVICES GROUP, INC. AND SUBSIDIARIES**

STI Academic Center Ortigas-Cainta, Ortigas Avenue Extension,  
Cainta, Rizal

---

<b>Name of issuing entity of securities guaranteed by the company for which this statement is filed</b>	<b>Title of issue of each class of securities guaranteed</b>	<b>Total amount guaranteed and outstanding</b>	<b>Amount owned by person for which statement is filed</b>	<b>Nature of guarantee</b>
---	--	--	--	----------------------------

---

The Group does not have guarantees of securities of other issuing entities as at June 30, 2022

SCHEDULE G – CAPITAL STOCK

June 30, 2022  
(Amount in Pesos)

**STI EDUCATION SERVICES GROUP, INC. AND SUBSIDIARIES**

STI Academic Center Ortigas-Cainta, Ortigas Avenue Extension,  
Cainta, Rizal

Title of Issue	Number of Shares authorized	Number of shares issued and outstanding at balance sheet caption	Number of shares reserved for options, warrants, conversion and other rights	Number of shares held by related parties	Directors, officers and employees	Others
Common Stock	5,000,000,000	3,081,877,170	-	3,081,877,155	15	-
<i>Related Parties</i>						
STI EDUCATION SYSTEMS HOLDINGS, INC.	3,040,623,037	98.66%				
PRUDENT RESOURCES, INC.	13,382,275	0.43%				
GONZALES, FRANCISCO B. JR. (DECEASED)	8,873,692	0.29%				
ROSSI, PURIFICACION G.	7,841,118	0.25%				
PRUDENCIO, TOMAS J.	3,732,400	0.12%				
SANTOS, MARIA LOURDES	1,725,000	0.06%				
YOUNG, CAROLINA	1,651,828	0.05%				
RAMOS, DULCE	1,155,447	0.04%				
BUSTOS, FELIXBERTO	792,283	0.03%				
DOMINGO, EMERITA R.	303,466	0.01%				
VALERIO, MIKEL M.S.	241,279	0.01%				
ZARASPE, ANACLETA C.	214,038	0.01%				
MONES, REYNALDO A.	201,901	0.01%				
HEIRS OF EDGAR SARTE	148,622	0.00%				
RELLEVE, ALVIN K.	137,338	0.00%				
PUBLICO, EDGARDO	122,080	0.00%				
DUJUA, JOCELYN	115,532	0.00%				
GARCIA, NOEL B.	83,190	0.00%				
MADRIGAL, VICTORIA P.	63,384	0.00%				
LAO, ERIENE C.	63,384	0.00%				
PAULINO, MA. LUZ LOURDES M.	55,061	0.00%				
ANSALDO, LYDIA V.	53,876	0.00%				
CANTOS, LOLITA	53,185	0.00%				
LIMJOCO, ALEX	47,603	0.00%				
ZAPANTA, PRISCILLA D.	37,500	0.00%				
HERBOSA, ARTURO ALFONSO J.	36,219	0.00%				
NANO, ANA BELEN N.	35,288	0.00%				
YU, ANNIE	30,434	0.00%				
BRAVO, MELINDA C.	16,517	0.00%				
DE LEON, AURORA F.	7,923	0.00%				
GOPALAN, MA. LOURDES	6,155	0.00%				
CAPAROS, VILMA	6,155	0.00%				
PASCUA, ARNOLD F.	3,648	0.00%				
BALAN, ARIEL KELLY D.	3,169	0.00%				
PANTALEON, SERAFIN M.	2,117	0.00%				
BASA, VIRGILIO T.	1,857	0.00%				
GAMBOA, HERMAN T.	1,429	0.00%				
DE LEON, MA. LOIDA	1,367	0.00%				
DE LEON, ROSANO	1,367	0.00%				
VILLASEÑOR, CELSO A.	1,330	0.00%				
TOLENTINO, RUFINO (DECEASED)	738	0.00%				
MONSOD, CHRISTIAN S.	714	0.00%				
ZETA, BENJAMIN D.	688	0.00%				
BALAGOT, WILFRED P.	466	0.00%				
BARTOLOME, ARSENIO M., III	410	0.00%				
MACHICA, RAMON G.	399	0.00%				
ANGELES, BERNARD DAN F.	106	0.00%				
SUAREZ, ROLANDO A.	106	0.00%				
DAYCO, ROLANDO P.	30	0.00%				
ABAYA, RAMON C. (Trustee of E.H. Tanco)	1	0.00%				
ALFONSO, FELIPE B. (Trustee of E.H. Tanco)	1	0.00%				
QUINTOS JOAQUIN E. (Trustee of E.H. Tanco)	1	0.00%				
VILLA, JESUS S. (Trustee for AADC)	1	0.00%				
<b>TOTAL</b>	<b>3,081,877,155</b>					
						<b>15</b>

*Directors, officers and employees*

BORJA, RAINERIO M. (Trustee of E.H. Tanco)	2
JACOB, MONICO V. (Trustee of E.H. Tanco)	2
TANCO, JOSEPH AUGUSTIN L.	2
DE MESA, RAUL B.	2
TANCO, MARTIN K.	1
LAPUS, JESLI A.	1
TANCO, MA. VANESSA ROSE L.	1
TANCO, EUSEBIO H.	1
BAUTISTA, PAOLO MARTIN O.	1
FERNANDEZ, PETER K.	1
VERGARA, ROBERT G.	1
	<b>15</b>

SCHEDULE H – RECONCILIATION OF RETAINED EARNINGS AVAILABLE FOR DIVIDEND DECLARATION  
June 30, 2022  
(Amount in Pesos)

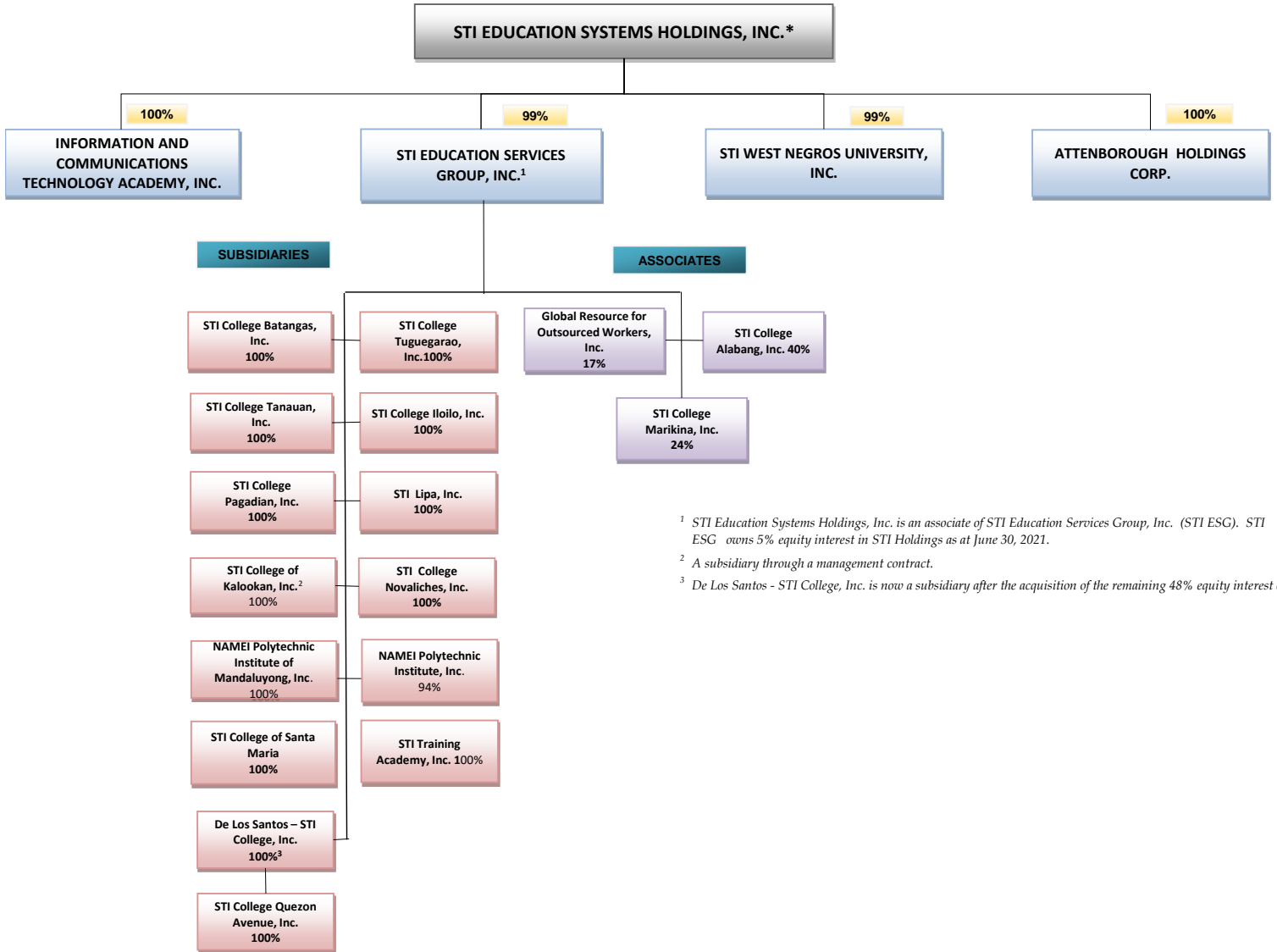
**STI EDUCATION SERVICES GROUP, INC. AND SUBSIDIARIES**

STI Academic Center Ortigas-Cainta, Ortigas Avenue Extension,  
Cainta, Rizal

Unappropriated Retained Earnings, beginning		₱2,062,318,334
Adjustments:		
Deferred tax assets, beginning		(48,317,277)
Unappropriated Retained Earnings, as adjusted, beginning		2,014,001,057
Net income during the period closed to Retained Earnings		292,795,339
Add (Less):		
Fair value loss on equity investment at FVPL		387,500
Movement of recognized deferred tax assets for the year		(4,514,123)
Net income actually realized during the year		288,668,716
Add (Less):		
Dividend declarations during the period	(₱154,093,859)	
Treasury shares	-10,833,137	(164,926,996)
Retained earnings available for dividend declaration, end		2,137,742,777
<b>Total RE, end available for dividend - Parent</b>		<b>₱2,137,742,777</b>

SCHEDULE I – MAP OF RELATIONSHIPS BETWEEN AND AMONG THE COMPANY AND ITS ULTIMATE PARENT COMPANY, MIDDLE PARENT, SUBSIDIARIES OR CO-SUBSIDIARIES, AND ASSOCIATES  
June 30, 2022

**STI EDUCATION SERVICES GROUP, INC. AND SUBSIDIARIES**  
STI Academic Center Ortigas-Cainta, Ortigas Avenue Extension,  
Cainta, Rizal



<sup>1</sup> STI Education Systems Holdings, Inc. is an associate of STI Education Services Group, Inc. (STI ESG). STI ESG owns 5% equity interest in STI Holdings as at June 30, 2021.

<sup>2</sup> A subsidiary through a management contract.

<sup>3</sup> De Los Santos - STI College, Inc. is now a subsidiary after the acquisition of the remaining 48% equity interest on

SCHEDULE J – SCHEDULE OF FINANCIAL SOUNDNESS INDICATORS

June 30, 2022

(Amount in Pesos)

**STI EDUCATION SERVICES GROUP, INC. AND SUBSIDIARIES**  
STI Academic Center Ortigas-Cainta, Ortigas Avenue Extension,  
Cainta, Rizal

	June 2022 (Audited)	June 2021 (Audited)	June 2022 vs June 2021 Inc (Dec)	%
<b>Liquidity Ratios</b>				
Current ratio <sup>(1)</sup>	2.37	2.25	0.12	5
Quick ratio <sup>(2)</sup>	2.08	1.97	0.11	6
Cash ratio <sup>(3)</sup>	1.52	1.45	0.07	5
<b>Solvency ratios</b>				
Debt to equity ratio <sup>(4)</sup>	0.88	0.94	(0.06)	(6)
Asset to equity ratio <sup>(5)</sup>	1.88	1.95	(0.07)	(4)
Debt service cover ratio <sup>(6)</sup>	1.83	1.42	0.41	29
Interest coverage ratio <sup>(7)</sup>	1.92	0.87	1.05	121
<b>Profitability ratios</b>				
EBITDA margin <sup>(8)</sup>	43%	39%	4%	10
Gross profit margin <sup>(9)</sup>	64%	59%	5%	8
Operating profit margin <sup>(10)</sup>	20%	8%	12%	150
Net income (loss) margin <sup>(11)</sup>	12%	-4%	16%	(400)
Return on equity (annualized) <sup>(12)</sup>	4%	-1%	5%	(500)
Return on assets <sup>(13)</sup>	2%	-1%	3%	(300)

<sup>(1)</sup> Current ratio is measured as current assets divided by current liabilities.

<sup>(2)</sup> Quick ratio is measured as current assets less inventories, prepayments and noncurrent asset held for sale divided by current liabilities.

<sup>(3)</sup> Cash ratio is measured as cash and cash equivalents divided by current liabilities.

<sup>(4)</sup> Debt-to-equity ratio is measured as total liabilities, net of unearned tuition and other school fees, divided by total equity.

<sup>(5)</sup> Asset to equity ratio is measured as total assets divided by total equity.

<sup>(6)</sup> Debt service cover ratio is measured as EBITDA for the last twelve months divided by total principal and interest due for the next twelve months.

<sup>(7)</sup> Interest coverage ratio is measured as net income (loss) before income tax and interest expense divided by interest expense.

<sup>(8)</sup> EBITDA margin is measured as EBITDA divided by total revenues.

<sup>(9)</sup> Gross profit margin is measured as gross profit divided by total revenues.

<sup>(10)</sup> Operating profit (loss) margin is measured as operating profit divided by total revenues.

<sup>(11)</sup> Net income (loss) margin is measured as net income (loss) after income tax divided by total revenues.

<sup>(12)</sup> Return on equity is measured as net income (loss) attributable to equity holders of the parent Company [annualized] divided by average equity attributable to equity holders of the parent company.

<sup>(13)</sup> Return on assets is measured as net income (loss) [annualized] divided by average total assets.

EBITDA is net income (loss) excluding provision for (benefit from) income tax, interest expense, interest income, depreciation and amortization, equity in net earnings (losses) of associates and joint ventures, provision for impairment of noncurrent asset held for sale, income from rent concessions, and nonrecurring gains/losses such as gain on foreign exchange differences, gain on settlement of STI Tanay receivable (net of loss on redemption), income on rent concessions, loss from investment through FVPL, gain on sale of noncurrent asset held for sale (net of capital gains tax) and loss on loan modification



SECURITIES AND EXCHANGE COMMISSION

SEC FORM 17-L

NOTIFICATION OF INABILITY TO FILE ALL OR ANY PORTION OF SEC FORM 17-A OR 17-Q

Check One:

Form 17-A [X] Form 17-Q [ ]

Period-Ended Date of required filing..... For the Fiscal Year Ended 30 June 2022/13 October 2022

Date of this report..... 5 October 2022

Nothing in this Form shall be construed to imply that the Commission has verified any information contained herein.

If this notification relates to a portion or portions of the filing checked above, identify the item(s) to which the notification relates:.....

1. SEC Identification Number .....113156 2. BIR Tax Identification No.....000-143-457-000

3. STI EDUCATION SERVICES GROUP, INC. Exact name of issuer as specified in its charter

4. Philippines Province, country or other jurisdiction of incorporation

5. Industry Classification Code: (SEC Use Only)

6. STI Academic Center Ortigas-Cainta, Ortigas Avenue Extension, Cainta, Rizal, 1900 Address of principal office Postal Code

7. (632) 8812-1784 Issuer's telephone number, including area code

8. Former name, former address, and former fiscal year, if changed since last report.

9. Are any of the issuer's securities listed on a Stock Exchange?

Yes [ ] No [X]

If yes, disclose the name of such Stock Exchange and the class of securities listed therein:

Philippine Stock Exchange

Common stock



### Part I - Representations

If the subject report could not be filed without unreasonable effort or expense and the issuer seeks relief pursuant to SRC Rule 17-1, the following should be completed. (Check box if appropriate)

(a) The reasons described in reasonable detail in Part II of this Form could not be estimated without unreasonable effort or expense.

(b) The subject annual report on SEC Form 17-A, or portion thereof, will be filed on or before the fifteenth calendar day following the prescribed due date; or the subject quarterly report on SEC Form 17-Q, or portion thereof, will be filed on or before the fifth day following the prescribed due date.

(c) The accountant's statement or other exhibit required by paragraph 3 of SRC Rule 17-1 has been attached if applicable.

### Part II - Narrative

State below in reasonable detail the reasons why SEC Form 17-A or SEC Form 17-Q, or portion thereof, could not be filed within the prescribed period. (Attach additional sheets if needed.)

**The preparation of the Financial Statements ("FS"), and timely completion of the statutory audit of the Company's Consolidated and Parent Company FS have been greatly affected by the following factors:**

- 1) **some key personnel from the Finance and Accounting Department were down with sickness due to the dengue outbreak and COVID-19 virus;**
- 2) **the surge in the number of COVID-19 cases in the early part of year 2022 due to the spread of Omicron variant affected the deliverables of personnel infected by Omicron variant; and**
- 3) **the inefficiency attributable to work-from-home arrangements during the audit of financial statements since documents still need to be examined and verified.**

**In view of the factors listed above, the prescribed deadline of October 13, 2022 was not sufficient for the Company to complete the preparation of its Consolidated and Parent Company FS and Annual Report (SEC Form 17-A) for Fiscal Year Ended June 30, 2022.**

**We would like to request for an additional period of fifteen (15) days or up to 28 October 2022 to file the Company's FS and SEC Form 17-A for the Fiscal Year Ended June 30, 2022.**

**Part III - Other Information**

(a) Name, address and telephone number, including area code, and position/title of person to contact in regard to this notification

**ARSENIO C. CABRERA, JR.**  
**Corporate Secretary and Corporate Information Officer**  
**5/F, SGV II Building, 6758 Ayala Avenue**  
**Makati City**  
**Telephone number : 8813-7111**  
**Fax number : 8813-7881**

(b) Have all other periodic reports required under Section 17 of the Code and under Sections 26 and 141 of the Corporation Code of the Philippines during the preceding 12 months, or for such shorter period that the issuer was required to file such report(s), been filed? If the answer is no, identify the report(s).

Yes  No  Reports: .....

(c) Is it anticipated that any significant change in results of operations from the corresponding period for the last fiscal year will be reflected by the earnings statements to be included in the subject report or portion thereof?

Yes  No

If so, attach an explanation of the anticipated change, both narratively and quantitatively, and, if appropriate, state the reasons why a reasonable estimate of the results cannot be made.

**SIGNATURE**

Pursuant to the requirements of the SRC Rule 17-1, the issuer has duly caused this report to be signed on its behalf by the undersigned hereunto duly authorized.

**STI EDUCATION SERVICES GROUP, INC.**  
Registrant's full name as contained in charter

**ARSENIO C. CABRERA, JR.**  
Corporate Secretary  
Signature and Title

Date: **5 October 2022**

## Arsenio C. Cabrera

---

**From:** ICTD Submission <ictdsubmission+canned.response@sec.gov.ph>  
**Sent:** Wednesday, 5 October 2022 4:30 PM  
**To:** Arsenio C. Cabrera  
**Subject:** Re: STI Education Services Group, Inc.\_SEC Form 17-L\_5October2022

Your report/document has been SUCCESSFULLY ACCEPTED by ICTD. (Subject to Verification and Review of the Quality of the Attached Document) Official copy of the submitted document/report with Barcode Page (Confirmation Receipt) will be made available after 15 days from receipt through the SEC Express System at the SEC website at [www.sec.gov.ph](http://www.sec.gov.ph)

---

### NOTICE

Please be informed that pursuant to SEC Memorandum Circular No. 3, series of 2021, scanned copies of the printed reports with wet signature and proper notarization shall be filed in PORTABLE DOCUMENT FORMAT (PDF) Secondary Reports such as: 17-A, 17-C, 17-L, 17-Q, ICASR, ICA-QR, ICA-AR, 23-A, 23-B, I-ACGR, ACGR, Monthly Reports, Quarterly Reports, Letters, OPC(ALTERNATE NOMINEE),GIS-G, 52-AR, IHAR,AMLA-CF,NPM,NPAM, BP-FCLC, CHINESEWALL, 39-AR,36-AR, PNFS, MCG, S10/SEC-NTCE-EXEMPT, through email at

[ictdsubmission@sec.gov.ph](mailto:ictdsubmission@sec.gov.ph)

Note: All submissions through this email are no longer required to submit the hard copy thru mail, eFAST or over- the- counter.

For those applications that require payment of filing fees, these still need to be filed and sent via email with the SEC RESPECTIVE OPERATING DEPARTMENT.

Further, note that other reports shall be filed thru the ELECTRONIC FILING AND SUBMISSION TOOL (eFAST) such as: AFS, GIS, GFFS, LCFS, LCIF, FCFS, FCIF, IHFS, BDFS, PHFS etc. ANO, ANHAM, FS-PARENT, FS-CONSOLIDATED, OPC\_AO, AFS WITH NSPO FORM 1,2,3 AND 4,5,6, AFS WITH NSPO FORM 1,2,3 (FOUNDATIONS)

FOR MC28, please go to SEC website:

<https://apps010.sec.gov.ph>

For your information and guidance.

Thank you and keep safe.

---

**From:** STI-ESG <STI-ESG@sti.edu>  
**Sent:** Tuesday, 8 November 2022 3:44 PM  
**To:** Baysic, Mary Jane C.  
**Subject:** FW: Your BIR AFS eSubmission uploads were received - Parent ESG

---

**From:** eafs@bir.gov.ph <eafs@bir.gov.ph>  
**Sent:** Friday, October 28, 2022 8:26 AM  
**To:** STI-ESG <STI-ESG@sti.edu>  
**Cc:** Sta. Ana, Mavirick D. <mavirick.staana@sti.edu>  
**Subject:** Your BIR AFS eSubmission uploads were received

Hi STI EDUCATION SERVICES GROUP, INC.,

**Valid files**

- EAFS000143457ITRTY062022.pdf
- EAFS000143457AFSTY062022.pdf
- EAFS000143457TCRTY062022-02.pdf
- EAFS000143457TCRTY062022-06.pdf
- EAFS000143457TCRTY062022-01.pdf
- EAFS000143457RPTTY062022.pdf

**Invalid file**

- <None>

Transaction Code: **AFS-0-67F85E9A0L7F9G8CMRTN4YVN0MQPXPRZT**  
Submission Date/Time: **Oct 28, 2022 08:25 AM**  
Company TIN: **000-143-457**

Please be reminded that you accepted the terms and conditions for the use of this portal and expressly agree, warrant and certify that:

- The submitted forms, documents and attachments are complete, truthful and correct based on the personal knowledge and the same are from authentic records;
- The submission is without prejudice to the right of the BIR to require additional document, if any, for completion and verification purposes;
- The hard copies of the documents submitted through this facility shall be submitted when required by the BIR in the event of audit/investigation and/or for any other legal purpose.

This is a system-generated e-mail. Please do not reply.

=====  
DISCLAIMER  
=====

This email and its attachments may be confidential and are intended solely for the use of the individual or entity to whom it is addressed.

If you are not the intended recipient of this email and its attachments, you must take no action based upon them, nor must you disseminate, distribute or copy this e-mail. Please contact the sender immediately if you believe you have received this email in error.

E-mail transmission cannot be guaranteed to be secure or error-free. The recipient should check this email and any attachments for the presence of viruses. The Bureau of Internal Revenue does not accept liability for any errors or omissions in the contents of this message which arise as a result of e-mail transmission.

For Encrypted Emails click [here](#) for instructions

=====**DISCLAIMER**===== This email and its attachments may be confidential and are intended solely for the use of the individual or entity to whom it is addressed. If you are not the intended recipient of this email and its attachments, you must take no action based upon them, nor must you disseminate, distribute or copy this e-mail. Please contact the sender immediately if you believe you have received this email in error. E-mail transmission cannot be guaranteed to be secure or error-free. The recipient should check this email and any attachments for the presence of viruses. The Bureau of Internal Revenue does not accept liability for any errors or omissions in the contents of this message which arise as a result of e-mail transmission.

## Arsenio C. Cabrera

---

**From:** ICTD Submission <ictdsubmission+canned.response@sec.gov.ph>  
**Sent:** Friday, 28 October 2022 2:49 PM  
**To:** Arsenio C. Cabrera  
**Subject:** Re: CGFD\_STI Education Services Group, Inc.\_SEC Form 17-A with Consolidated Audited Financial Statements For the FY Ended 30 June 2022\_28 October 2022

Your report/document has been SUCCESSFULLY ACCEPTED by ICTD. (Subject to Verification and Review of the Quality of the Attached Document) Official copy of the submitted document/report with Barcode Page (Confirmation Receipt) will be made available after 15 days from receipt through the SEC Express System at the SEC website at [www.sec.gov.ph](http://www.sec.gov.ph)

---

### NOTICE

Please be informed that pursuant to SEC Memorandum Circular No. 3, series of 2021, scanned copies of the printed reports with wet signature and proper notarization shall be filed in PORTABLE DOCUMENT FORMAT (PDF) Secondary Reports such as: 17-A, 17-C, 17-L, 17-Q, ICASR, ICA-QR, ICA-AR, 23-A, 23-B, I-ACGR, ACGR, Monthly Reports, Quarterly Reports, Letters, OPC(ALTERNATE NOMINEE),GIS-G, 52-AR, IHAR,AMLA-CF,NPM,NPAM, BP-FCLC, CHINESEWALL, 39-AR,36-AR, PNFS, MCG, S10/SEC-NTCE-EXEMPT, through email at

[ictdsubmission@sec.gov.ph](mailto:ictdsubmission@sec.gov.ph)

Note: All submissions through this email are no longer required to submit the hard copy thru mail, eFAST or over- the- counter.

For those applications that require payment of filing fees, these still need to be filed and sent via email with the SEC RESPECTIVE OPERATING DEPARTMENT.

Further, note that other reports shall be filed thru the ELECTRONIC FILING AND SUBMISSION TOOL (eFAST) such as: AFS, GIS, GFFS, LCFS, LCIF, FCFS, FCIF, IHFS, BDFS, PHFS etc. ANO, ANHAM, FS-PARENT, FS-CONSOLIDATED, OPC\_AO, AFS WITH NSPO FORM 1,2,3 AND 4,5,6, AFS WITH NSPO FORM 1,2,3 (FOUNDATIONS)

FOR MC28, please go to SEC website:

<https://apps010.sec.gov.ph>

For your information and guidance.

Thank you and keep safe.

# COVER SHEET

SEC Registration Number

0	0	0	0	0	1	1	3	1	5	6
---	---	---	---	---	---	---	---	---	---	---

S	T	I	E	D	U	C	A	T	I	O	N	S	E	R	V	I	C	E	S	G	R	O	U	P	,
I	N	C	.	(	A	P	r	i	v	a	t	e	E	d	u	c	a	t	i	o	n	a	l	I	n
s	t	i	t	u	t	i	o	n	)	a	n	d	S	U	B	S	I	D	I	A	R	I	E	S	

(Company's Full Name)

S	T	I	A	c	a	d	e	m	i	c	C	e	n	t	e	r	O	r	t	i	g	a	s	-	C	a
i	n	t	a	,	O	r	t	i	g	a	s	A	v	e	n	u	e	E	x	t	e	n	s	i	o	n
,	C	a	i	n	t	a	,	R	i	z	a	l														

(Business Address: No. Street City / Town / Province)

<b>ARSENIO C. CABRERA JR.</b>
-------------------------------

Contact Person

(	6	3	2)	8	8	1	3	7	1	1	1
---	---	---	----	---	---	---	---	---	---	---	---

Company Telephone Number

0	9	3	0
---	---	---	---

Month Day  
Fiscal Year

<b>SEC FORM 17-Q For the Three-month Period Ended 30 September 2022</b>
---

FORM TYPE

<b>1st Thursday of November</b>
---------------------------------

Month Day  
Annual Meeting

<b>N/A</b>
------------

Secondary License Type, If Applicable

<b>M</b>	<b>S</b>	<b>R</b>	<b>D</b>
----------	----------	----------	----------

Dept. Requiring this Doc.

<b>N/A</b>
------------

Amended Article Number/Section

						6	4
--	--	--	--	--	--	---	---

Total No. of Stockholders

Total Amount of Borrowings

<b>₱3 Billion bonds</b>
-------------------------

Domestic

<b>N/A</b>
------------

Foreign

To be accomplished by SEC Personnel concerned

--	--	--	--	--	--	--	--	--	--

File Number

LCU

--	--	--	--	--	--	--	--	--	--

Document ID

Cashier

**STAMPS**

SECURITIES AND EXCHANGE COMMISSION

SEC FORM 17-Q

QUARTERLY REPORT PURSUANT TO SECTION 17 OF THE SECURITIES  
REGULATION CODE AND SRC RULE 17(2)(b) THEREUNDER

1. For the three-month period ended September 30, 2022
2. SEC Identification Number 113156
3. BIR Tax Identification Number 000-143-457-000
4. Exact name of registrant as specified in its charter STI EDUCATION SERVICES GROUP, INC.
5. Province, country or other jurisdiction of incorporation or organization Metro Manila, Philippines
6. Industry Classification Code (SEC Use Only)
7. Address of Principal Office STI Academic Center Ortigas-Cainta  
Ortigas Avenue Extension,  
Cainta, Rizal
8. Registrant's telephone number (including area code) (632) 8812-17-84
9. Former name, former address, former fiscal year, if changed since last report N/A

10. Securities Registered pursuant to Sections 4 and 8 of the RSA.

Title of Each Class	Number of Shares of Common Stock Outstanding and Amount of Debt Outstanding
----- Common Stock	----- 3,081,877,170 shares Issued and Outstanding
Fixed Rate Bonds	₱3,000,000,000.00 Outstanding

11. Are any or all of these securities listed on a Stock Exchange?

Yes [ ] No [  ]

Name of Stock Exchange: N/A Class of Securities: N/A



Shares of Common Stock Issued and Outstanding are not listed in any stock exchange. Fixed Rate Bonds are listed in the Philippine Dealing & Exchange Corp. (PDEx).

12. Check whether the registrant:

- (a) has filed all reports required to be filed by Section 17 of the Securities Regulations Code (SRC) and SRC Rule 17 (a) - 1 there under and Sections 26 and 141 of the Corporation Code of the Philippines during the preceding 12 months (or for such shorter period that the registrant was required to file such reports);

Yes [  ]

No [  ]

- (b) has been subject to such filing requirements for the past 90 days.

Yes [  ]

No [  ]

### **PART I – FINANCIAL INFORMATION**

Item 1 – Financial Statements

Please refer to Annex “A”.

Item 2 – Management’s Discussion and Analysis of Financial Condition and Results of Operations

Please refer to Annex “B”.

### **PART II – OTHER INFORMATION**

Not applicable

## SIGNATURE PAGE

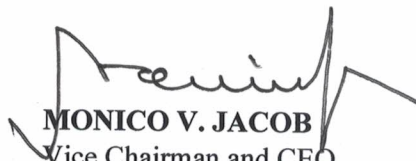
Pursuant to the requirements of Section 17 of the Securities Regulation Code, the issuer has duly caused this report to be signed on its behalf by the undersigned thereto duly authorized.

**STI EDUCATION SERVICES GROUP, INC.**

By:

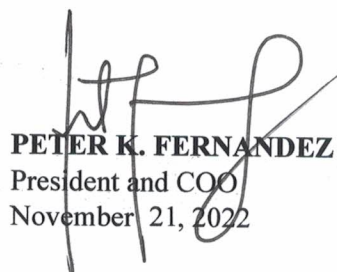
**Signature and Title**

**Date**

  
**MONICO V. JACOB**  
Vice Chairman and CEO  
November 21, 2022


**Signature and Title**

**Date**

  
**PETER K. FERNANDEZ**  
President and COO  
November 21, 2022

**Signature and Title**

**Date**

  
**YOLANDA M. BAUTISTA**  
Treasurer  
November 21, 2022

**STI EDUCATION SERVICES GROUP, INC.**  
**(A Private Educational Institution)**  
**AND SUBSIDIARIES**

**INTERIM CONDENSED CONSOLIDATED**  
**STATEMENTS OF FINANCIAL POSITION**  
**AS AT SEPTEMBER 30, 2022 AND JUNE 30, 2022**

	September 30, 2022 (Unaudited)	June 30, 2022 (Audited)
<b>ASSETS</b>		
<b>Current Assets</b>		
Cash and cash equivalents (Note 5)	₱1,440,716,095	₱1,242,529,465
Receivables (Note 6)	1,166,265,379	445,126,178
Inventories (Note 7)	120,142,864	153,713,231
Prepaid expenses and other current assets (Note 8)	60,331,910	66,232,173
Equity instruments at fair value through profit or loss (FVPL) (Note 9)	8,230,500	9,610,000
	<u>2,795,686,748</u>	<u>1,917,211,047</u>
Noncurrent asset held for sale (Note 10)	–	19,000,000
Total Current Assets	<u>2,795,686,748</u>	<u>1,936,211,047</u>
<b>Noncurrent Assets</b>		
Property and equipment (Note 11)	7,681,705,458	7,644,004,726
Investment properties (Note 12)	514,319,635	628,889,120
Investments in and advances to associates and joint venture (Note 13)	489,479,414	486,960,030
Equity instruments at fair value through other comprehensive income (FVOCI) (Note 14)	70,394,896	69,769,480
Deferred tax assets – net	23,650,145	18,429,503
Goodwill, intangible and other noncurrent assets (Note 15)	329,116,898	304,833,948
Total Noncurrent Assets	<u>9,108,666,446</u>	<u>9,152,886,807</u>
<b>TOTAL ASSETS</b>	<b>₱11,904,353,194</b>	<b>₱11,089,097,854</b>
<b>LIABILITIES AND EQUITY</b>		
<b>Current Liabilities</b>		
Accounts payable and other current liabilities (Note 16)	₱468,216,606	₱572,758,134
Current portion of interest-bearing loans and borrowings (Note 17)	67,628,328	159,544,753
Unearned tuition and other school fees (Note 21)	1,275,474,120	30,625,479
Current portion of lease liabilities	49,988,487	53,289,586
Income tax payable	–	160,814
Total Current Liabilities	<u>1,861,307,541</u>	<u>816,378,766</u>
<b>Noncurrent Liabilities</b>		
Interest-bearing loans and borrowings - net of current portion (Note 17)	900,273,799	1,052,687,728
Bonds payable (Note 18)	2,981,805,871	2,980,515,064
Lease liabilities - net of current portion	258,512,438	264,324,776
Pension liabilities – net	66,761,808	63,382,032
Other noncurrent liabilities (Note 19)	19,553,628	19,557,546
Total Noncurrent Liabilities	<u>4,226,907,544</u>	<u>4,380,467,146</u>
Total Liabilities (Carried Forward)	<u>6,088,215,085</u>	<u>5,196,845,912</u>

	September 30, 2022 (Unaudited)	June 30, 2022 (Audited)
Total Liabilities ( <i>Brought Forward</i> )	<b>₱6,088,215,085</b>	₱5,196,845,912
<b>Equity Attributable to Equity Holders of the Parent Company</b>		
Capital stock (Note 20)	<b>3,087,829,443</b>	3,087,829,443
Additional paid-in capital	<b>386,916,479</b>	386,916,479
Treasury stock (Note 20)	<b>(10,833,137)</b>	(10,833,137)
Cumulative actuarial gain	<b>8,832,133</b>	9,775,594
Unrealized fair value adjustment on equity instruments at FVOCI	<b>13,902,422</b>	13,277,006
Other equity reserve (Note 20)	<b>(46,104,556)</b>	(46,104,556)
Share in associates':		
Cumulative actuarial gain (Note 13)	<b>796,685</b>	796,685
Unrealized fair value loss on equity instruments at FVOCI (Note 13)	<b>(45,903)</b>	(45,903)
Retained earnings (Note 20)	<b>2,377,350,251</b>	2,452,343,935
Total Equity Attributable to Equity Holders of the Parent Company	<b>5,818,643,817</b>	5,893,955,546
<b>Equity Attributable to Non-controlling Interests</b>	<b>(2,505,708)</b>	(1,703,604)
Total Equity	<b>5,816,138,109</b>	5,892,251,942
<b>TOTAL LIABILITIES AND EQUITY</b>	<b>₱11,904,353,194</b>	₱11,089,097,854

*See accompanying Notes to the Unaudited Interim Condensed Consolidated Financial Statements.*

**STI EDUCATION SERVICES GROUP, INC.**  
**(A Private Educational Institution)**  
**AND SUBSIDIARIES**

**INTERIM CONDENSED CONSOLIDATED**  
**STATEMENTS OF COMPREHENSIVE INCOME**  
**FOR THE THREE MONTHS ENDED SEPTEMBER 30, 2022 AND 2021**

	<b>Three months ended September 30</b>	
	<b>2022</b>	<b>2021</b>
	<b>(Unaudited)</b>	<b>(Unaudited)</b>
<b>REVENUES (Note 21)</b>		
Sale of services:		
Tuition and other school fees	<b>₱227,651,035</b>	₱197,664,599
Educational services	<b>37,474,826</b>	32,788,772
Royalty fees	<b>3,945,007</b>	3,451,702
Others	<b>23,707,435</b>	20,811,186
Sale of goods -		
Sale of educational materials and supplies	<b>67,278,569</b>	12,931,882
	<b>360,056,872</b>	267,648,141
<b>COSTS AND EXPENSES</b>		
Cost of educational services (Note 22)	<b>127,710,441</b>	127,532,779
Cost of educational materials and supplies sold (Note 23)	<b>50,255,334</b>	10,705,135
General and administrative expenses (Note 24)	<b>255,442,589</b>	237,315,284
	<b>433,408,364</b>	375,553,198
<b>LOSS BEFORE OTHER INCOME</b>		
<b>(EXPENSES) AND INCOME TAX</b>	<b>(73,351,492)</b>	(107,905,057)
<b>OTHER INCOME (EXPENSES)</b>		
Interest expense (Notes 17 and 18)	<b>(72,596,805)</b>	(77,907,918)
Rental income (Note 25)	<b>27,827,747</b>	13,169,432
Foreign exchange gain - net (Note 5)	<b>26,776,600</b>	17,752,575
Interest income (Notes 5 and 6)	<b>2,731,300</b>	969,552
Recovery of accounts written off (Note 6)	<b>2,561,307</b>	2,235,694
Equity in net earnings of associates and joint venture (Note 13)	<b>2,519,384</b>	1,514,533
Fair value loss on equity instruments at FVPL (Note 9)	<b>(1,379,500)</b>	-
Dividend income (Notes 9 and 14)	<b>1,077,616</b>	-
Gain on sale of property and equipment	<b>49,943</b>	1,382,394
Other income – net	<b>4,547,432</b>	2,616,759
	<b>(5,884,976)</b>	(38,266,979)
<b>LOSS BEFORE INCOME TAX</b>	<b>(79,236,468)</b>	(146,172,036)
<b>PROVISION FOR (BENEFIT FROM) INCOME TAX</b>		
Current	<b>1,675,134</b>	35,835
Deferred	<b>(5,115,814)</b>	1,549,683
	<b>(3,440,680)</b>	1,585,518
<b>NET LOSS (Carried Forward)</b>	<b>(75,795,788)</b>	(147,757,554)

	<b>Three months ended September 30</b>	
	<b>2022</b>	<b>2021</b>
	<b>(Unaudited)</b>	<b>(Unaudited)</b>
<b>LOSS BEFORE INCOME TAX</b> <i>(Brought Forward)</i>	<b>(₱75,795,788)</b>	<b>(₱147,757,554)</b>
<b>OTHER COMPREHENSIVE INCOME (LOSS)</b>		
Items not to be reclassified to profit or loss in subsequent years:		
Remeasurement loss on pension liabilities	<b>(1,048,289)</b>	<b>(1,747,149)</b>
Tax effect on remeasurement loss on pension liabilities	<b>104,828</b>	<b>174,715</b>
Unrealized fair value adjustment on equity instruments at FVOCI	<b>625,416</b>	<b>(48,721)</b>
Share in associate's unrealized fair value adjustment on equity instruments at FVOCI (Note 13)	<b>–</b>	<b>(1,048)</b>
<b>OTHER COMPREHENSIVE LOSS, NET OF TAX</b>	<b>(318,045)</b>	<b>(1,622,203)</b>
<b>TOTAL COMPREHENSIVE LOSS</b>	<b>(₱76,113,833)</b>	<b>(₱149,379,757)</b>
<b>Net Loss Attributable To</b>		
Equity holders of the Parent Company	<b>(₱74,993,684)</b>	<b>(₱147,290,499)</b>
Non-controlling interests	<b>(802,104)</b>	<b>(467,055)</b>
	<b>(₱75,795,788)</b>	<b>(₱147,757,554)</b>
<b>Total Comprehensive Loss Attributable To</b>		
Equity holders of the Parent Company	<b>(₱75,311,729)</b>	<b>(₱148,912,702)</b>
Non-controlling interests	<b>(802,104)</b>	<b>(467,055)</b>
	<b>(₱76,113,833)</b>	<b>(₱149,379,757)</b>
<b>Basic/Diluted Loss Per Share on Loss Attributable to Equity Holders of the Parent Company</b> (Note 26)	<b>(₱0.02)</b>	<b>(₱0.05)</b>

*See accompanying Notes to the Unaudited Interim Condensed Consolidated Financial Statements.*

**STI EDUCATION SERVICES GROUP, INC.**  
**(A Private Educational Institution)**  
**AND SUBSIDIARIES**

**INTERIM CONDENSED CONSOLIDATED STATEMENTS OF CHANGES IN EQUITY**  
**FOR THE THREE MONTHS ENDED SEPTEMBER 30, 2022 AND 2021**

	Capital Stock (Notes 1 and 20)	Additional Paid-in Capital	Treasury Stock (Note 20)	Cumulative Actuarial Gain (Loss)	Unrealized Fair Value Adjustment on Equity Instruments at FVOCI (Note 14)	Other Equity Reserve (Note 20)	Share in Associates' Cumulative Actuarial Gain (Note 13)	Share in Associates' Unrealized Fair Value Loss on Equity Instruments at FVOCI (Note 13)	Retained Earnings (Note 20)	Total	Equity Attributable to Non-controlling Interests	Total Equity
Balance at July 1, 2022	₱3,087,829,443	₱386,916,479	(₱10,833,137)	₱9,775,594	₱13,277,006	(₱46,104,556)	₱796,685	(₱45,903)	₱2,452,343,935	₱5,893,955,546	(₱1,703,604)	₱5,892,251,942
Net loss	-	-	-	-	-	-	-	-	(74,993,684)	(74,933,684)	(802,104)	(75,795,788)
Other comprehensive income (loss)	-	-	-	(943,461)	625,416	-	-	-	-	(318,045)	-	(318,045)
Total comprehensive loss	-	-	-	(943,461)	625,416	-	-	-	(74,993,684)	(75,311,729)	(802,104)	(76,113,833)
Balance at September 30, 2022	₱3,087,829,443	₱386,916,479	(₱10,833,137)	₱8,832,133	₱13,902,422	(₱46,104,556)	₱796,685	(₱45,903)	₱2,377,350,251	₱5,818,643,817	(₱2,505,708)	₱5,816,138,109
Balance at July 1, 2021	₱3,087,829,443	₱386,916,479	(₱10,833,137)	₱4,605,708	₱12,032,214	(₱30,212,806)	₱630,627	(₱40,661)	₱2,351,763,085	₱5,802,690,952	(₱218,747)	₱5,802,472,205
Net loss	-	-	-	-	-	-	-	-	(147,290,499)	(147,290,499)	(467,055)	(147,757,554)
Other comprehensive loss	-	-	-	(1,572,434)	(48,721)	-	-	(1,048)	-	(1,622,203)	-	(1,622,203)
Total comprehensive loss	-	-	-	(1,572,434)	(48,721)	-	-	(1,048)	(147,290,499)	(148,912,702)	(467,055)	(149,379,757)
Acquisition of De Los Santos-STI College minority shares of stock	-	-	-	-	-	(15,891,750)	-	-	-	(15,891,750)	(74,378)	(15,966,128)
Balance at September 30, 2021	₱3,087,829,443	₱386,916,479	(₱10,833,137)	₱3,033,274	₱11,983,493	(₱46,104,556)	₱630,627	(₱41,709)	₱2,204,472,586	₱5,637,886,500	(₱760,180)	₱5,637,126,320

See accompanying Notes to the Unaudited Interim Condensed Consolidated Financial Statements.

**STI EDUCATION SERVICES GROUP, INC.**  
**(A Private Educational Institution)**  
**AND SUBSIDIARIES**

**INTERIM CONDENSED CONSOLIDATED STATEMENTS OF CASH FLOWS**  
**FOR THE THREE MONTHS ENDED SEPTEMBER 30, 2022 AND 2021**

	<b>Three months ended September 30</b>	
	<b>2022</b>	<b>2021</b>
	<b>(Unaudited)</b>	<b>(Unaudited)</b>
<b>CASH FLOWS FROM OPERATING ACTIVITIES</b>		
Loss before income tax	(₱79,236,468)	(₱146,172,036)
Adjustments to reconcile loss before income tax to net cash flows:		
Depreciation and amortization (Notes 11, 12, 15, 22 and 24)	119,762,499	119,640,687
Interest expense (Notes 17 and 18)	72,596,805	77,907,918
Unrealized foreign exchange gain - net (Note 5)	(26,776,433)	(17,510,246)
Interest income (Notes 5 and 6)	(2,731,300)	(969,552)
Equity in net earnings of associates and joint venture (Note 13)	(2,519,384)	(1,514,533)
Gain on sale of property and equipment	(49,943)	(1,382,394)
Movements in pension	2,331,486	2,590,704
Fair value loss on equity instruments at FVPL (Note 9)	1,379,500	-
Dividend income (Notes 9 and 14)	(1,077,616)	-
Income on rent concessions	-	(2,882,909)
Operating income before working capital changes	83,679,146	29,707,639
Decrease (increase) in:		
Receivables	299,373,004	48,734,201
Inventories	33,570,367	9,296,766
Prepaid expenses and other current assets	4,064,315	(5,773,406)
Increase (decrease) in:		
Accounts payable and other current liabilities	(86,094,941)	(124,821,439)
Unearned tuition and other school fees	225,007,429	294,396,982
Other noncurrent liabilities	(3,918)	3,512
Net cash generated from operations	559,595,402	251,544,255
Interest received	2,731,300	969,552
Income tax paid	-	(89,530)
Net cash provided by operating activities	562,326,702	252,424,277
<b>CASH FLOWS FROM INVESTING ACTIVITIES</b>		
Acquisitions of:		
Property and equipment (Notes 11 and 29)	(18,267,266)	(17,170,205)
Investment properties (Notes 12 and 29)	(7,780,093)	-
Equity instruments at FVPL (Note 9)	-	(9,997,500)
Decrease intangible assets and other noncurrent assets (Note 15)	(26,620,139)	(7,929,585)
Proceeds from:		
Sale of property and equipment (Note 11)	50,000	1,500,000
Redemption of noncurrent asset held for sale (Note 10)	19,000,000	-
Dividend received	1,077,616	791,884
Net cash used in investing activities	(32,539,882)	(32,805,406)
<b>CASH FLOWS FROM FINANCING ACTIVITIES</b>		
Payments of:		
Interests	(85,005,533)	(93,244,091)
Lease liabilities	(29,358,996)	(25,592,305)
Long-term loans (Note 17)	(244,012,094)	(240,000,000)
Net cash used in financing activities	(358,376,623)	(358,836,396)
<b>EFFECT OF EXCHANGE RATE CHANGES ON CASH AND CASH EQUIVALENTS</b>		
	26,776,433	17,510,246
<b>NET INCREASE (DECREASE) IN CASH AND CASH EQUIVALENTS</b>	<b>198,186,630</b>	<b>(121,707,277)</b>
<b>CASH AND CASH EQUIVALENTS AT BEGINNING OF PERIOD</b>	<b>1,242,529,465</b>	<b>1,202,134,686</b>
<b>CASH AND CASH EQUIVALENTS AT END OF PERIOD (Note 5)</b>	<b>₱1,440,716,095</b>	<b>₱1,080,427,409</b>

See accompanying Notes to the Unaudited Interim Condensed Consolidated Financial Statements.



# STI EDUCATION SERVICES GROUP, INC.

(A Private Educational Institution)

## AND SUBSIDIARIES

### NOTES TO THE UNAUDITED INTERIM CONDENSED CONSOLIDATED FINANCIAL STATEMENTS

#### 1. Corporate Information

##### a. General

STI Education Services Group, Inc. (STI ESG or the Parent Company) and its subsidiaries (hereafter collectively referred to as the “Group”) are all incorporated in the Philippines and registered with the Philippine Securities and Exchange Commission (SEC). The Parent Company was incorporated on June 2, 1983 and is involved in establishing, maintaining, and operating educational institutions to provide pre-elementary, elementary, secondary and tertiary as well as post-graduate courses, post-secondary and lower tertiary non-degree programs. The Group also develops, adopts and/or acquires, entirely or in part, such curricula or academic services as may be necessary in the pursuance of its main activities, relating but not limited to information technology services, information technology-enabled services, education, hotel and restaurant management, engineering and business studies. The Group is also offering Senior High School (SHS).

The registered office address of the Parent Company is STI Academic Center Ortigas-Cainta Ortigas Avenue Extension, Cainta, Rizal.

As at September 30, 2022 and June 30, 2022, the subsidiaries of the Parent Company, which are all incorporated in the Philippines, are as follows:

Subsidiaries	Principal Activities	Effective Percentage of Ownership	
		Direct	Indirect
STI College Tuguegarao, Inc. (STI Tuguegarao)	Educational Institution	100	–
STI College of Kalookan, Inc. (STI Caloocan) <sup>(a)</sup>	Educational Institution	100	–
STI College Batangas, Inc. (STI Batangas)	Educational Institution	100	–
STI College Iloilo, Inc. (STI Iloilo)	Educational Institution	100	–
STI College Tanauan, Inc. (STI Tanauan)	Educational Institution	100	–
STI Lipa, Inc. (STI Lipa)	Educational Institution	100	–
STI College Pagadian, Inc. (STI Pagadian)	Educational Institution	100	–
STI College Novaliches, Inc. (STI Novaliches)	Educational Institution	100	–
STI College of Santa Maria, Inc. (STI Sta. Maria)	Educational Institution	100	–
STI Training Academy, Inc. (STI Training Academy)	Educational Institution	100	–
NAMEI Polytechnic Institute of Mandaluyong, Inc.	Educational Institution	100	–
NAMEI Polytechnic Institute, Inc.	Educational Institution	94	–
De Los Santos-STI College, Inc. (De Los Santos-STI College) <sup>(b)</sup>	Educational Institution	100	–
STI College Quezon Avenue, Inc. (STI QA) <sup>(c)</sup>	Educational Institution	–	100

<sup>(a)</sup> A subsidiary through a management contract

<sup>(b)</sup> In June 2016, De Los Santos-STI College advised Commission of Higher Education (CHED) of the suspension of its operations for SYs 2016-2017 and 2017-2018 as a result of the implementation of the Government’s K to 12 program. De Los Santos-STI College became a wholly-owned subsidiary of the Parent Company effective August 4, 2021 (see Note 20). De Los Santos-STI College has not resumed its school operations as at November 21, 2022.

<sup>(c)</sup> A wholly-owned subsidiary of De Los Santos-STI College. In September 2020, STI QA suspended its operations for SY 2020-2021 and SY 2021-2022. On August 5, 2022, CHED approved the site transfer of STI QA to Tanay, Rizal subject to compliance to certain requirements. STI QA has resumed operations on its new site in Tanay, Rizal beginning SY 2022-2023. The permit to conduct Senior High School (SHS) classes in Tanay is still pending approval by the Department of Education (DepEd) as at November 21, 2022.

STI ESG is 98.66%-owned by STI Education Systems Holdings, Inc. (STI Holdings) which is the ultimate parent company of the Group. STI Holdings is a company incorporated in the Philippines and is listed in the Philippine Stock Exchange (PSE).

The Parent Company has investments in several entities which own and operate STI schools. STI schools may be operated either by: (a) the Parent Company; (b) its subsidiaries; or (c) independent entrepreneurs (referred to as “franchisees”) under the terms of licensing agreements with the Parent Company. Other features of the licensing agreements are as follows:

- Exclusive right to use proprietary marks and information such as but not limited to courseware programs, operational manuals, methods, standards, systems, that are used exclusively in the STI network of schools;
  - Continuing programs for faculty and personnel development, including evaluation and audit of pertinent staff;
  - Development and adoption of the enrollment and registration system;
  - Assistance on matters pertaining to financial and accounting procedures, faculty recruitment and selection, marketing and promotion, record keeping and others.
- b. Merger with several majority and wholly-owned subsidiaries

On December 9, 2010, STI ESG’s stockholders approved the following mergers:

- Phase 1: The merger of three (3) majority owned schools and fourteen (14) wholly-owned schools with STI ESG, with STI ESG as the surviving entity. The Phase 1 merger was approved by the CHED and the SEC on March 15, 2011 and May 6, 2011, respectively.
- Phase 2: The merger of one (1) majority owned school and eight (8) wholly-owned pre-operating schools with STI ESG, with STI ESG as the surviving entity. The Phase 2 merger was approved by the CHED and the SEC on July 18, 2011 and August 31, 2011, respectively.
- Phase 3: On August 30, 2017, the SEC approved the application for merger of STI College Taft, Inc. (STI Taft) and STI College Dagupan, Inc. (STI Dagupan) with STI ESG as the surviving entity.

On September 25, 2013, STI ESG’s Board of Directors (BOD) approved an amendment to the Phase 1 and 2 mergers whereby STI ESG would issue shares at par value, to the stockholders of the non-controlling interests. In 2014, STI ESG issued 1.9 million additional shares at par value to the stockholders of one of the merged schools. As at report date, the amendment is still pending approval by the SEC.

Also, STI ESG requested for confirmatory ruling on the tax-free mergers covered by Phase 1 and Phase 3, from the Bureau of Internal Revenue (BIR). As a response to the request made for the Phase 3 merger, the BIR informed STI ESG through a letter dated September 28, 2022, that Section 40 C.2 of the Tax Code, as amended by RA No. 11534 or the Corporate Recovery and Tax Incentives for Enterprises (CREATE) Act, has now mandated that for purposes of availing the tax exemption, prior BIR confirmatory ruling is no longer required. In this regard, STI ESG and the merged schools can implement the said transaction. The reply to the request for a confirmatory ruling for the Phase 1 merger is still pending from the BIR as at report date.

On September 5, 2019, the BOD of STI ESG approved the amendment of the following provisions to its By-Laws: (1) change of the principal address from Makati, Metro Manila to STI Academic Center Ortigas-Cainta, Ortigas Avenue Extension, Cainta, Rizal 1900; (2) change the Nominations Committee to Corporate Governance Committee; (3) change of the fiscal year from beginning April 1 of each year and ending on March 31 of the following year to beginning July 1 of each year and ending on June 30 of the following year; and, (4) change of the date of its annual stockholders’

meeting from every first Thursday of September of each year to every first Thursday of November of each year. The SEC approved the amendments on November 4, 2019. The BIR approved STI ESG's application for the change in accounting period on August 27, 2020.

On November 11, 2019, the SEC approved the incorporation of STI Training Academy with STI ESG owning 100.0% of the subscribed and issued capital stock. STI Training Academy is established to operate an assessment center and a training center which shall provide courses of study for seafarers, officers, cadets and other individuals involved or interested in maritime operations, subject to laws of the Philippines and various international regulations that regulate maritime operations, including training programs with Technical Education and Skills Development Authority (TESDA); and to provide other professional courses and training, such as tanker courses and their allied and security courses, stewarding and culinary courses. In a letter dated August 25, 2022, the Maritime Industry Authority (MARINA) informed STI Training Academy that the latter's application for accreditation as a Maritime Training Institution (MTI) is granted. This will enable STI Training Academy to start offering training courses that are tailor-fit to certain shipping lines or industries.

In September 2020, STI ESG announced the suspension of the operations of some of its owned schools namely: STI Cebu, STI Iloilo, STI QA and STI Tuguegarao and cessation of operations of STI Pagadian effective SY 2020-2021. Similarly, STI ESG announced the cessation of operations of some of its franchised schools namely: STI College Bohol, Inc. (STI Bohol), STI College Recto, Inc. (STI Recto), Sungold Technologies, Inc. (STI Zamboanga), STI College Pasay, Inc. (STI Pasay), STI College Dipolog, Inc. (STI Dipolog), STI College San Francisco, Inc. (STI San Francisco) and suspension of operations of STI College Parañaque, Inc. (STI Parañaque) effective SY 2020-2021. STI College San Fernando City, Inc. (STI La Union), a franchised school, informed CHED in June 2021, and the Department of Education (DepEd) and TESDA in July 2021 of its decision not to accept enrollees for SY 2021-2022. Further, STI Iloilo ceased to operate effective SY 2022-2023. The suspension and cessation of operations of the STI schools mentioned above did not have a material financial impact to the Group.

As at September 30, 2022, STI ESG's network of operating schools totals 63 schools with 36 owned schools and 27 franchised schools comprising 60 colleges and 3 education centers.

On August 5, 2022, CHED approved the site transfer of STI QA to Tanay, Rizal subject to compliance with certain requirements. STI QA has resumed operations on its new site in Tanay, Rizal beginning SY 2022-2023. The permit from DepEd to conduct senior high school classes is still in process as at report date.

The establishment, operation, administration and management of schools are subject to the existing laws, rules and regulations, policies, and standards of DepEd, TESDA and CHED pursuant to Batas Pambansa Bilang 232, otherwise known as the "Education Act of 1982," Republic Act (RA) No. 7796, otherwise known as the "TESDA Act of 1994," and RA No. 7722, otherwise known as the "Higher Education Act of 1994," respectively.

---

## 2. Basis of Preparation and Summary of the Group's Significant Accounting Policies

### Basis of Preparation

The accompanying unaudited interim condensed consolidated financial statements have been prepared on a historical cost basis, except for noncurrent asset held for sale which has been measured at fair value less costs to sell and equity instruments at FVOCI and equity instruments at FVPL which have been measured at fair value. The unaudited interim condensed consolidated financial statements are presented in Philippine Peso (₱), which is the Parent Company's functional and presentation currency, and all values are rounded to the nearest Peso, except when otherwise indicated.

### Statement of Compliance

The accompanying unaudited interim condensed consolidated financial statements of the Group have been prepared in accordance with Philippine Accounting Standards (PAS) 34, *Interim Financial Reporting*. Accordingly, the unaudited interim condensed consolidated financial statements as at and for the three-month periods ended September 30, 2022 and 2021 do not include all the information and disclosures required in the annual financial statements and should be read in conjunction with the audited annual consolidated financial statements of STI ESG as at and for the year ended June 30, 2022.

### Changes in Accounting Policies and Disclosures

The accounting policies adopted in the preparation of the unaudited interim condensed consolidated financial statements are consistent with those of the previous financial year, followed in the preparation of the annual consolidated financial statements of STI ESG for the year ended June 30, 2022, except for the adoption of new and amended standards effective July 1, 2022. The adoption of these new standards and amendments did not have any significant impact on the unaudited interim condensed consolidated financial statements except otherwise stated.

- Amendments to PFRS 3, *Reference to the Conceptual Framework*

The amendments are intended to replace a reference to the Framework for the Preparation and Presentation of Financial Statements, issued in 1989, with a reference to the Conceptual Framework for Financial Reporting issued in March 2018 without significantly changing its requirements. The amendments added an exception to the recognition principle of PFRS 3, *Business Combinations* to avoid the issue of potential 'day 2' gains or losses arising for liabilities and contingent liabilities that would be within the scope of PAS 37, *Provisions, Contingent Liabilities and Contingent Assets* or Philippine-IFRIC 21, *Levies*, if incurred separately.

At the same time, the amendments add a new paragraph to PFRS 3 to clarify that contingent assets do not qualify for recognition at the acquisition date.

The amendments are effective for annual reporting periods beginning on or after January 1, 2022 and must be applied prospectively.

- Amendments to PAS 16, *Plant and Equipment: Proceeds before Intended Use*

The amendments prohibit entities deducting from the cost of an item of property, plant and equipment, any proceeds from selling items produced while bringing that asset to the location and condition necessary for it to be capable of operating in the manner intended by management. Instead, an entity recognizes the proceeds from selling such items, and the costs of producing those items, in profit or loss.

The amendment is effective for annual reporting periods beginning on or after January 1, 2022 and must be applied retrospectively to items of property, plant and equipment made available for use

on or after the beginning of the earliest period presented when the entity first applies the amendment.

- Amendments to PAS 37, *Onerous Contracts – Costs of Fulfilling a Contract*

The amendments specify which costs an entity needs to include when assessing whether a contract is onerous or loss-making. The amendments apply a “directly related cost approach”. The costs that relate directly to a contract to provide goods or services include both incremental costs and an allocation of costs directly related to contract activities. General and administrative costs do not relate directly to a contract and are excluded unless they are explicitly chargeable to the counterparty under the contract.

The amendments are effective for annual reporting periods beginning on or after January 1, 2022. The Group will apply these amendments to contracts for which it has not yet fulfilled all its obligations at the beginning of the annual reporting period in which it first applies the amendments. The Group is currently assessing the impact of adopting the amendments to PAS 37.

#### Annual Improvements to PFRSs 2018-2020 Cycle

- Amendments to PFRS 1, *First-time Adoption of Philippines Financial Reporting Standards, Subsidiary as a first-time adopter*

The amendment permits a subsidiary that elects to apply paragraph D16(a) of PFRS 1 to measure cumulative translation differences using the amounts reported by the parent, based on the parent’s date of transition to PFRS. This amendment is also applied to an associate or joint venture that elects to apply paragraph D16(a) of PFRS 1.

The amendments is effective for annual reporting periods beginning on or after January 1, 2022 with earlier adoption permitted. The amendments have no impact on the Group since the Group’s subsidiaries, associates and joint venture are not first-time adopters of PFRSs.

- Amendments to PFRS 9, *Financial Instruments, Fees in the ‘10 per cent’ test for derecognition of financial liabilities*

The amendment clarifies the fees that an entity includes when assessing whether the terms of a new or modified financial liability are substantially different from the terms of the original financial liability. These fees include only those paid or received between the borrower and the lender, including fees paid or received by either the borrower or lender on the other’s behalf. An entity applies the amendment to financial liabilities that are modified or exchanged on or after the beginning of the annual reporting period in which the entity first applies the amendment.

The amendment is effective for annual reporting periods beginning on or after January 1, 2022 with earlier adoption permitted. The Group will apply the amendments to financial liabilities that are modified or exchanged on or after the beginning of the annual reporting period in which the entity first applies the amendment.

- Amendments to PAS 41, *Agriculture, Taxation in fair value measurements*

The amendment removes the requirement in paragraph 22 of PAS 41 that entities exclude cash flows for taxation when measuring the fair value of assets within the scope of PAS 41.

An entity applies the amendment prospectively to fair value measurements on or after the beginning of the first annual reporting period beginning on or after January 1, 2022 with earlier adoption permitted.

The amendments are not applicable to the Group since none of the entities within the Group have activities that are related with agriculture.

#### Standards Issued but Not Yet Effective

The standards and interpretations that are issued but not yet effective as at September 30, 2022 are listed below. The Group intends to adopt these standards when they become effective. The adoption of these standards and interpretations is not expected to have any significant impact on the unaudited interim condensed consolidated financial statements, except otherwise stated.

#### *Effective beginning on or after July 1, 2023*

- Amendments to PAS 1, *Classification of Liabilities as Current or Non-current*

The amendments clarify paragraphs 69 to 76 of PAS 1, *Presentation of Financial Statements*, to specify the requirements for classifying liabilities as current or non-current. The amendments clarify:

- What is meant by a right to defer settlement
- That a right to defer must exist at the end of the reporting period
- That classification is unaffected by the likelihood that an entity will exercise its deferral right
- That only if an embedded derivative in a convertible liability is itself an equity instrument would the terms of a liability not impact its classification

The amendments are effective for annual reporting periods beginning on or after January 1, 2023 and must be applied retrospectively.

- Amendments to PAS 8, *Definition of Accounting Estimates*

The amendments introduce a new definition of accounting estimates and clarify the distinction between changes in accounting estimates and changes in accounting policies and the correction of errors. Also, the amendments clarify that the effects on an accounting estimate of a change in an input or a change in a measurement technique are changes in accounting estimates if they do not result from the correction of prior period errors.

An entity applies the amendments to changes in accounting policies and changes in accounting estimates that occur on or after January 1, 2023 with earlier adoption permitted.

- Amendments to PAS 12, *Deferred Tax related to Assets and Liabilities arising from a Single Transaction*

The amendments narrow the scope of the initial recognition exception under PAS 12, so that it no longer applies to transactions that give rise to equal taxable and deductible temporary differences.

The amendments also clarify that where payments that settle a liability are deductible for tax purposes, it is a matter of judgment (having considered the applicable tax law) whether such deductions are attributable for tax purposes to the liability recognized in the financial statements (and interest expense) or to the related asset component (and interest expense).

An entity applies the amendments to transactions that occur on or after the beginning of the earliest comparative period presented for annual reporting periods on or after January 1, 2023. The Group is currently assessing the impact of adopting the amendments to PAS 12.

- Amendments to PAS 1 and PFRS Practice Statement 2, *Disclosure of Accounting Policies*

The amendments provide guidance and examples to help entities apply materiality judgements to accounting policy disclosures. The amendments aim to help entities provide accounting policy disclosures that are more useful by:

- Replacing the requirement for entities to disclose their 'significant' accounting policies with a requirement to disclose their 'material' accounting policies, and
- Adding guidance on how entities apply the concept of materiality in making decisions about accounting policy disclosures

The amendments to the Practice Statement provide non-mandatory guidance. Meanwhile, the amendments to PAS 1 are effective for annual periods beginning on or after July 1, 2023. Early application is permitted as long as this fact is disclosed.

*Effective for Fiscal Year 2025*

- Amendments to PAS 1, *Classification of Liabilities as Current or Non-current*

The amendments clarify paragraphs 69 to 76 of PAS 1, *Presentation of Financial Statements*, to specify the requirements for classifying liabilities as current or non-current. The amendments clarify:

- What is meant by a right to defer settlement
- That a right to defer must exist at the end of the reporting period
- That classification is unaffected by the likelihood that an entity will exercise its deferral right
- That only if an embedded derivative in a convertible liability is itself an equity instrument would the terms of a liability not impact its classification

The amendments are effective for annual reporting periods beginning on or after January 1, 2024 and must be applied retrospectively.

*Effective for Fiscal Year 2026*

- PFRS 17, *Insurance Contracts*

PFRS 17 is a comprehensive new accounting standard for insurance contracts covering recognition and measurement, presentation and disclosure. Once effective, PFRS 17 will replace PFRS 4, *Insurance Contracts*. This new standard on insurance contracts applies to all types of insurance contracts (i.e., life, non-life, direct insurance and re-insurance), regardless of the type of entities that issue them, as well as to certain guarantees and financial instruments with discretionary participation features. A few scope exceptions will apply.

The overall objective of PFRS 17 is to provide an accounting model for insurance contracts that is more useful and consistent for insurers. In contrast to the requirements in PFRS 4, which are largely based on grandfathering previous local accounting policies, PFRS 17 provides a comprehensive

model for insurance contracts, covering all relevant accounting aspects. The core of PFRS 17 is the general model, supplemented by:

- A specific adaptation for contracts with direct participation features (the variable fee approach)
- A simplified approach (the premium allocation approach) mainly for short-duration contracts

PFRS 17 is effective for reporting periods beginning on or after January 1, 2025, with comparative figures required. Early application is permitted.

The amendments are not applicable to the Group since none of the entities within the Group have activities that are predominantly connected with insurance or issuance of insurance contracts.

#### *Deferred effectivity*

- Amendments to PFRS 10, *Consolidated Financial Statements* and PAS 28, *Sale or Contribution of Assets between an Investor and its Associate or Joint Venture*

The amendments address the conflict between PFRS 10 and PAS 28 in dealing with the loss of control of a subsidiary that is sold or contributed to an associate or joint venture. The amendments clarify that a full gain or loss is recognized when a transfer to an associate or joint venture involves a business as defined in PFRS 3. Any gain or loss resulting from the sale or contribution of assets that does not constitute a business, however, is recognized only to the extent of unrelated investors' interests in the associate or joint venture.

On January 13, 2016, the Financial Reporting Standards Council (FRSC) deferred the original effective date of April 1, 2016 of the said amendments until the International Accounting Standards Board (IASB) has completed its broader review of the research project on equity accounting that may result in the simplification of accounting for such transactions and of other aspects of accounting for associates and joint ventures.

The Group has not early adopted the previously mentioned standards. The Group continues to assess the impact of the above new, amended and improved accounting standards and interpretations that are effective subsequent September 30, 2022 on its unaudited interim condensed consolidated financial statements in the period of initial application. Additional disclosures required by these amendments will be included in the unaudited interim condensed consolidated financial statements when these amendments are adopted.

---

### **3. Seasonality of Operations**

The Group's business is linked to the academic cycle. The academic cycle, which is one academic year, starts in September and ends in June of the following year. The Group transitioned to full remote learning with the imposition of the community quarantine restrictions around the country for SYs 2020-2021 and 2021-2022 (see Note 31).

STI ESG continues to implement the Online and Onsite Education at STI (ONE STI) Learning Model that was introduced in SY 2020-2021. The ONE STI Learning Model is an innovative approach in student development that uses digital tools and online technology combined with invaluable hands-on practice and onsite engagements to achieve the students' academic objectives through a responsive learning experience. The Group uses a world-class and award-winning learning management system that is being used by schools and universities across the globe. This cloud-based eLearning tool gives teachers and students a two-way platform where they can collaborate, assign and submit homework,



take assessments, and track learning progress, among others. The concept of online learning is not new to the Group, as the schools in the network have already implemented a blended learning model for the past six years in order that the students may continue their studies at home uninterrupted despite the physical classroom disruptions.

Onsite learning refers to school activities conducted on-campus. Onsite activities follow the latest regulations issued by the Inter-Agency Task Force for the Management of Emerging Infectious Diseases (IATF), DepEd for SHS, TESDA, and CHED for tertiary. Since onsite activities are prohibited by a government agency, activities or modules are delivered 100% online for SY 2020-2021. For most of SY 2021-2022, face-to-face classes remain suspended and thus the Group has continued to conduct classes online. The Group has gradually implementing limited face-to-face classes for schools in areas under Alert Level 1 for identified high-stake tertiary courses and SHS students beginning February 2022 and April 2022, respectively. High-stake tertiary courses refer to subjects or courses with laboratory components where the skills expected to be gained by the students are better acquired in a face-to-face class setup because actual demonstration and practice of competencies are significant in the learning process. For SY 2022-2023, STI implemented a flexible learning delivery modality. For tertiary courses, all professional and identified general education courses are now delivered onsite while other general education courses are delivered using blended modality, with a ratio of 50% onsite/face-to-face to 50% asynchronous. Classes for SHS are all conducted face-to-face since the opening of SY 2022-2023.

The Group is continuously ensuring adherence to the guidelines set by the IATF, CHED, DepEd, local government units (LGUs), and all pertinent agencies that have released information on the conduct of the limited face-to-face classes.

The revenues of the Group, which are mainly from tuition and other school fees, are recognized as income over the corresponding academic year to which they pertain. Accordingly, the revenue of the Group is expected to be lower during the first quarter of the fiscal year as compared to the other quarters if the number of enrollees remains constant. This information is provided to allow for a proper appreciation of the results of operations of the Group. However, management has concluded that the Group's operation is not highly seasonal.

---

#### 4. Segment Information

For management purposes, the Group is organized into business units based on the geographical location of the students and assets, and has five reportable segments as follows:

- a. Metro Manila
- b. Northern Luzon
- c. Southern Luzon
- d. Visayas
- e. Mindanao

Management monitors the operating results of its business segments separately for the purpose of making decisions about resource allocation and performance assessment. Segment performance is evaluated based on operating profit or loss and is measured consistently with profit and loss in the unaudited interim condensed consolidated financial statements.

On a consolidated basis, the Group's performance is evaluated based on net loss and EBITDA, defined as earnings (losses) before interest expense, interest income, provision for (benefit from) income tax, depreciation and amortization, equity in net earnings of associates and joint venture, and nonrecurring

losses (gains) such as gain on foreign exchange differences, donation income, fair value loss on equity instruments at FVPL, income on rent concessions. Depreciation and interest expenses for purposes of this computation exclude those related to ROU assets and lease liabilities, respectively.

The following table shows the reconciliation of the consolidated net loss to consolidated EBITDA:

	<b>September 30, 2022</b>	September 30, 2021
	<b>(Unaudited)</b>	(Unaudited)
Consolidated net loss	<b>(₱75,795,788)</b>	(₱147,757,554)
Depreciation and amortization*	<b>105,289,318</b>	106,516,473
Interest expense*	<b>67,445,280</b>	72,417,181
Foreign exchange gain - net	<b>(26,776,600)</b>	(17,752,575)
Donation income**	<b>(4,744,529)</b>	-
Provision for (benefit from) income tax	<b>(3,440,680)</b>	1,585,518
Interest income	<b>(2,731,300)</b>	(969,552)
Equity in net earnings of associates and joint venture	<b>(2,519,384)</b>	(1,514,533)
Fair value loss on equity instruments at FVPL	<b>1,379,500</b>	-
Income on rent concessions**	-	(2,882,909)
<b>Consolidated EBITDA</b>	<b>₱58,105,817</b>	<b>₱9,642,049</b>

\*Depreciation and interest expense exclude those related to ROU assets and lease liabilities, respectively.

\*\* Presented as part of "Other Income -net"

#### Inter-Segment Transactions

Segment revenue, segment expenses and operating results include transfers among geographical segments. The transfers are accounted for at market prices charged to unrelated customers for similar services. Such transfers are eliminated upon consolidation.

Geographical Segment Data

The following tables present revenue and income information regarding geographical segments for the three-month periods ended September 30, 2022 and 2021:

	For the three-month period ended September 30, 2022 (Unaudited)					
	Metro Manila	Northern Luzon	Southern Luzon	Visayas	Mindanao	Consolidated
<b>Revenues</b>						
External revenue	₱224,332,780	₱30,192,588	₱93,638,049	₱4,119,350	₱7,774,105	₱360,056,872
<b>Results</b>						
Income before other income (expenses) and income tax	(89,862,443)	(8,640,485)	₱32,905,215	(1,764,748)	(₱5,989,031)	(₱73,351,492)
Equity in net earnings of associates and joint venture	2,519,384	–	–	–	–	2,519,384
Interest expense	(69,302,731)	(824,507)	(1,421,567)	(440,665)	(607,335)	(72,596,805)
Interest income	2,689,819	3,679	34,025	2,122	1,655	2,731,300
Other income <sup>(a)</sup>	59,526,003	331,252	1,427,577	72,846	103,467	61,461,145
Benefit from income tax	2,055,527	1,049,500	335,653	–	–	3,440,680
<b>Net Income (Loss)</b>	<b>(₱92,374,441)</b>	<b>(₱8,080,561)</b>	<b>₱33,280,903</b>	<b>(₱2,130,445)</b>	<b>(₱6,491,244)</b>	<b>(₱75,795,788)</b>

**EBITDA**

**₱58,105,817**

	For the three-month period ended September 30, 2021 (Unaudited)					
	Metro Manila	Northern Luzon	Southern Luzon	Visayas	Mindanao	Consolidated
<b>Revenues</b>						
External revenue	₱159,905,762	₱20,794,178	₱76,054,765	₱3,618,784	₱7,274,652	₱267,648,141
<b>Results</b>						
Income (loss) before other income (expenses) and income tax	(₱125,598,027)	(₱10,367,682)	₱34,692,574	(₱975,472)	(₱5,656,450)	(₱107,905,057)
Equity in net earnings of associates and joint venture	1,514,533	–	–	–	–	1,514,533
Interest expense	(74,272,945)	(1,096,369)	(1,711,958)	(88,452)	(738,194)	(77,907,918)
Interest income	915,816	11,129	38,570	2,829	1,208	969,552
Other income <sup>(a)</sup>	35,308,081	836,140	811,657	73,792	127,184	37,156,854
Benefit from (provision for) income tax	(2,885,120)	(94,957)	1,394,231	328	–	(1,585,518)
<b>Net Income (Loss)</b>	<b>(₱165,017,662)</b>	<b>(₱10,711,739)</b>	<b>₱35,225,074</b>	<b>(₱986,975)</b>	<b>(₱6,266,252)</b>	<b>(₱147,757,554)</b>

**EBITDA**

**₱9,642,049**

The following tables present certain assets and liabilities information regarding geographical segments as at September 30, 2022 and June 30, 2022.

	As at September 30, 2022 (Unaudited)					
	Metro Manila	Northern Luzon	Southern Luzon	Visayas	Mindanao	Consolidated
<b>Assets and Liabilities</b>						
Segment assets <sup>(b)</sup>	₱8,420,608,819	₱836,615,768	₱1,651,983,155	₱89,670,983	₱164,470,789	₱11,163,349,514
Goodwill (see Note 15)	227,874,121	–	–	–	–	227,874,121
Investments in and advances to associates and joint venture (see Note 13)	489,479,414	–	–	–	–	489,479,414
Deferred tax assets – net (see Note 30)	13,015,860	3,582,298	5,284,011	112,410	1,655,566	23,650,145
<b>Total Assets</b>	<b>₱9,150,978,214</b>	<b>₱840,198,066</b>	<b>₱1,657,267,166</b>	<b>₱89,783,393</b>	<b>₱166,126,355</b>	<b>₱11,904,353,194</b>
<b>Segment liabilities<sup>(c)</sup></b>	<b>₱960,612,015</b>	<b>₱173,742,180</b>	<b>₱544,190,682</b>	<b>₱21,170,218</b>	<b>₱63,529,259</b>	<b>₱1,763,244,354</b>
Interest-bearing loans and borrowings (see Note 17)	967,902,127	–	–	–	–	967,902,127
Bonds payable (see Note 18)	2,981,805,871	–	–	–	–	2,981,805,871
Pension liabilities	46,546,561	5,668,248	11,798,047	802,633	1,946,319	66,761,808
Lease liabilities (see Note 28)	104,749,949	46,366,155	89,812,798	30,649,428	36,922,595	308,500,925
<b>Total Liabilities</b>	<b>₱5,061,616,523</b>	<b>₱225,776,583</b>	<b>₱645,801,527</b>	<b>₱52,622,279</b>	<b>₱102,398,173</b>	<b>₱6,088,215,085</b>
<b>Other Segment Information</b>						
Capital expenditures for property and equipment						₱20,492,174
Depreciation and amortization <sup>(d)</sup>						105,289,318
Noncash expenses other than depreciation and amortization						35,161,450

	As at June 30, 2022 (Audited)					
	Metro Manila	Northern Luzon	Southern Luzon	Visayas	Mindanao	Consolidated
<b>Assets and Liabilities</b>						
Segment assets <sup>(b)</sup>	₱7,975,920,952	₱770,907,221	₱1,379,938,195	₱67,782,364	₱142,285,468	₱10,336,834,200
Goodwill (see Note 15)	227,874,121	–	–	–	–	227,874,121
Investments in and advances to associates and joint venture (see Note 13)	486,960,030	–	–	–	–	486,960,030
Noncurrent asset held for sale (see Note 10)	19,000,000	–	–	–	–	19,000,000
Deferred tax assets – net	9,181,278	2,532,798	4,947,451	112,410	1,655,566	18,429,503
<b>Total Assets</b>	<b>₱8,718,936,381</b>	<b>₱773,440,019</b>	<b>₱1,384,885,646</b>	<b>₱67,894,774</b>	<b>₱143,941,034</b>	<b>₱11,089,097,854</b>
<b>Segment liabilities<sup>(c)</sup></b>	<b>410,265,882</b>	<b>53,439,704</b>	<b>115,992,079</b>	<b>6,519,684</b>	<b>36,884,624</b>	<b>623,101,973</b>
Interest-bearing loans and borrowings (see Note 17)	1,212,232,481	–	–	–	–	1,212,232,481
Bonds payable (see Note 18)	2,980,515,064	–	–	–	–	2,980,515,064
Pension liabilities	43,855,047	5,482,854	11,382,893	773,365	1,887,873	63,382,032
Lease liabilities (see Note 28)	112,293,935	51,663,460	95,496,288	18,479,857	39,680,822	317,614,362
<b>Total Liabilities</b>	<b>₱4,759,162,409</b>	<b>₱110,586,018</b>	<b>₱222,871,260</b>	<b>₱25,772,906</b>	<b>₱78,453,319</b>	<b>₱5,196,845,912</b>
<b>Other Segment Information</b>						
Capital expenditures for property and equipment						₱33,075,893
Depreciation and amortization <sup>(d)</sup>						105,478,059
Noncash expenses other than depreciation and amortization						36,290,312

(a) Other income (expenses) exclude equity in net losses of associates and joint venture, interest expense and interest income.

(b) Segment assets exclude goodwill, investments in and advances to associates and joint venture, noncurrent asset held for sale and net deferred tax assets.

(c) Segment liabilities exclude interest-bearing loans and borrowings, bonds payable, pension liabilities and lease liabilities.

(d) Depreciation and amortization exclude those related to ROU assets.

---

## 5. Cash and Cash Equivalents

This account consists of:

	<b>September 30, 2022</b>	June 30, 2022
	<b>(Unaudited)</b>	(Audited)
Cash on hand and in banks	<b>₱1,003,052,013</b>	₱832,691,411
Cash equivalents	<b>437,664,082</b>	409,838,054
	<b>₱1,440,716,095</b>	₱1,242,529,465

Cash in banks earn interest at their respective deposit rates. Cash equivalents are short-term investments, placed for varying periods of up to three months, depending on the immediate cash requirements of the Group, and earn interest at their respective short-term investment rates.

Interest earned from cash in banks and cash equivalents amounted to ₱1.2 million and ₱0.7 million for the three-month periods ended September 30, 2022 and 2021, respectively.

The Group recognized unrealized gain on foreign exchange differences in its dollar-denominated cash and cash equivalents amounting to ₱26.8 million and ₱17.5 million for the three-month periods ended September 30, 2022 and 2021, respectively. The Group also recognized realized net gain on foreign exchange differences in its dollar-denominated cash and cash equivalents amounting to ₱0.2 thousand and ₱0.2 million for the three-month periods ended September 30, 2022 and 2021, respectively.

---

## 6. Receivables

This account consists of:

	<b>September 30, 2022</b>	June 30, 2022
	<b>(Unaudited)</b>	(Audited)
Tuition and other school fees	<b>₱1,214,092,885</b>	₱528,848,458
Educational services	<b>144,001,953</b>	87,504,908
Rent, utilities and other related receivables	<b>47,561,491</b>	34,029,520
Advances to officers and employees (see Note 25)	<b>20,487,470</b>	15,632,949
Receivable from STI Tanay	-	6,758,041
Others	<b>17,125,556</b>	17,036,079
	<b>1,443,269,355</b>	689,809,955
Allowance for expected credit losses (ECL)	<b>277,003,976</b>	244,683,777
	<b>₱1,166,265,379</b>	₱445,126,178

The terms and conditions of the receivables are as follows:

- a. Tuition and other school fees include receivables from students, DepEd, CHED, and Development Bank of the Philippines (DBP).

On March 17, 2021, STI ESG executed a Memorandum of Agreement (MOA) with DBP for the implementation of the DBP Resources for Inclusive and Sustainable Education Program (DBP RISE). The program grants financial assistance to deserving students from the ranks of underprivileged Filipino families who aspire to pursue studies in DBP-accredited public and private tertiary schools. DBP RISE covers (1) the total cost of tuition fees for all year levels of the entire course or program based on the partner school's tuition fees structure which is determined at the beginning of the first term of the course or program starting SY 2020-2021,

and (2) student support fund which covers other school fees, miscellaneous fees, and living allowance that will be determined and set by DBP. STI ESG and DBP executed a similar MOA in November 2021 covering the implementation of DBP RISE for deserving students enrolled beginning SY 2021-2022.

These receivables are noninterest-bearing. Receivables from students are normally collected on or before the date of major examinations while receivables from DepEd, CHED and DBP are expected to be collected in full within the next fiscal year.

- b. Educational services pertain to receivables from franchisees arising from educational services, royalty fees, and other charges. These receivables are generally noninterest-bearing and are normally collected within 30 days. Interest is charged on past due accounts.

Interest earned from past due accounts amounted to ₱1.5 million and ₱0.3 million for the three-month periods ended September 30, 2022 and 2021, respectively.

- c. Rent, utilities, and other related receivables are normally collected within the year.
- d. Receivable from STI Tanay substantially represents the receivable for educational services rendered by STI ESG to the franchisee. As stated in the Memorandum of Agreement (the Agreement) dated July 29, 2022, between STI ESG and STI Tanay, the receivables of STI Tanay from DepEd arising from SHS vouchers which are unpaid as of the date of the Agreement are assigned in favor of STI ESG as payment of this outstanding receivable (see Note 10). Thus, this amount has been reclassified as part of Receivables-Tuition and other school fees as of September 30, 2022.
- e. Advances to officers and employees are normally liquidated within one month.
- f. Others mainly include receivables from a former franchisee, vendors, and Social Security System amounting to amounting to ₱1.6 million, ₱6.6 million and ₱4.3 million, respectively, as at September 30, 2022 and amounting to ₱1.6 million, ₱6.7 million and ₱4.0 million, respectively, as at June 30, 2022. These receivables are expected to be collected within the year.

Recovery of accounts written off amounted to ₱2.6 million and ₱2.2 million for the three-month periods ended September 30, 2022 and 2021, respectively.

---

## 7. Inventories

This account consists of:

	September 30, 2022 (Unaudited)	June 30, 2022 (Audited)
At cost:		
Educational materials:		
Uniforms	₱93,857,410	₱128,580,366
Textbooks and other education-related materials	10,347,095	10,459,842
	<b>104,204,505</b>	139,040,208

(forward)

	<b>September 30, 2022</b> <b>(Unaudited)</b>	June 30, 2022 (Audited)
Promotional materials:		
Proware materials	<b>12,749,821</b>	10,874,120
Marketing materials	<b>378,941</b>	387,296
	<b>13,128,762</b>	11,261,416
School materials and supplies	<b>2,809,597</b>	3,411,607
	<b>₱120,142,864</b>	₱153,713,231

Inventories recognized as obsolete, substantially composed of old tertiary uniforms and textbooks, are fully provided with allowance for inventory obsolescence. Hence, the carrying value of these inventories at net realizable value is nil as at September 30, 2022 and June 30, 2022. Allowance for inventory obsolescence amounted to ₱18.5 million as at September 30, 2022 and June 30, 2022. No provision was recognized for the three-month periods ended September 30, 2022 and 2021.

Inventories charged to cost of educational materials and supplies sold amounted to ₱50.2 million and ₱10.7 million for the three-month periods ended September 30, 2022 and 2021, respectively (see Note 23).

---

#### 8. Prepaid Expenses and Other Current Assets

This account consists of:

	<b>September 30, 2022</b> <b>(Unaudited)</b>	June 30, 2022 (Audited)
Prepaid taxes	<b>₱37,204,848</b>	₱40,051,103
Input VAT – net	<b>6,958,584</b>	9,872,870
Prepaid subscriptions and licenses	<b>4,739,743</b>	9,854,663
Prepaid insurance	<b>4,733,737</b>	563,395
Software maintenance cost	<b>4,312,581</b>	1,743,610
Prepaid internet cost	<b>125,871</b>	126,227
Others	<b>2,256,546</b>	4,020,305
	<b>₱60,331,910</b>	₱66,232,173

Prepaid taxes represent excess creditable withholding taxes over tax due which will be applied against income tax due on the following period. This account also includes prepayments for business and real property taxes which will be recognized as expense over the period covered.

Net input VAT represents the remaining balance after application against output VAT and is recoverable in the next fiscal year. Input VAT is primarily from the purchase of goods and services.

Prepaid subscriptions and licenses substantially pertain to Microsoft license, eLMS, and Adobe Acrobat subscriptions which have been renewed in preparation for SY 2022-2023. These subscriptions are normally renewed annually and are recognized as expense in accordance with the terms of the respective agreements.

Prepaid insurance primarily represents health and life insurance coverage of employees and car insurance which have been paid in advance and are recognized as expense over the period of coverage.

Software maintenance cost includes annual support and maintenance charges for the use of accounting and enrollment systems and are amortized in accordance with the terms of the agreements.

Prepaid internet cost represents the balance of the load wallet for data connectivity of the students. STI ESG partnered with Smart Communications, Inc. (Smart) and Globe Telecom, Inc. (Globe) to provide students with a 34GB Smart SIM and up to 20GB Globe data plan or load per month, respectively, in SY 2020-2021 and SY 2021-2022. Through this, students may access their eLMS, Microsoft Office 365 accounts, One STI Student Portal app, and other collaborative online learning tools anytime.

Other prepaid expenses as at September 30, 2022 mainly represent advance payments for job posting and promotional expenses. The balance as at June 30, 2022 substantially pertains to COVID-19 vaccine doses purchased by the Group in its continued commitment to the health and safety of its employees and in support of the government's national vaccination program.

---

#### 9. Equity Instruments at Fair Value through Profit or Loss (FVPL)

Equity instruments at FVPL represents the Group's investment in quoted equity shares of RL Commercial REIT, Inc. (RCR) held for trading amounting to ₱8.2 million and ₱9.6 million as at September 30, 2022 and June 30, 2022, respectively.

In September 2021, STI ESG acquired quoted equity shares of RCR amounting to ₱10.0 million for 1,550,000 shares at ₱6.45 per share. STI ESG recognized fair value loss on equity instruments at FVPL amounting to ₱1.4 million and nil for the three-month periods ended September 30, 2022 and 2021, respectively.

STI ESG recognized dividend income from RCR amounting to ₱0.2 million and nil for the three-month periods ended September 30, 2022 and 2021, respectively.

---

#### 10. Noncurrent Asset Held for Sale

##### Property Acquired through Extrajudicial Foreclosure

As at June 30, 2022, noncurrent asset held for sale of ₱19.0 million represents the carrying value of land and building located in Pasig City acquired by STI ESG through extrajudicial foreclosure.

As discussed in Note 12, the receivable from STI Tanay is secured by real estate mortgages over the following properties: (a) land and building where STI Tanay is situated, including all improvements thereon, and registered in the name of STI Tanay (Tanay Property); and (b) land and building including improvements thereon, located in Pasig City (Pasig Property). STI ESG started foreclosure proceedings after several demand/collection letters were sent to STI Tanay.

On March 16, 2021, the extrajudicial foreclosure sale for the Pasig Property was completed and STI ESG was declared as the winning bidder. On July 14, 2021, the Clerk of Court and Ex-Officio Sheriff of Pasig City issued the certificate of sale to STI ESG and the same was annotated on August 5, 2021. Consequently, STI ESG recognized the said property as part of land and building under "Investment properties" at appraised values amounting to ₱44.2 million and ₱9.7 million, respectively. The difference between the fair value and derecognized receivable from STI Tanay amounting to ₱19.0 million was recognized as part of "Gain on settlement of receivable" for the year ended June 30, 2022.



STI Tanay and the mortgagors were given a one-year redemption period from the date the certificate of sale was annotated. On June 30, 2022, STI Tanay and the mortgagors sought the redemption of the Pasig Property for ₱19.0 million. STI ESG executed the Certificate of Redemption and the release and cancellation of the third-party mortgage of the Pasig Property. Pending the actual tender of the redemption price, STI ESG did not recognize the redemption and accordingly reclassified the Pasig Property from “Investment properties” to “Noncurrent asset held for sale” as at June 30, 2022 in view of the expected redemption upon actual receipt of the redemption price (see Note 12).

With the classification of noncurrent asset held for sale, STI ESG ceased the accounting for the Pasig Property as investment properties and the property was carried at the lower of its carrying amount or fair value less costs to sell. Consequently, STI ESG recognized a provision for impairment on the Pasig Property amounting to ₱34.3 million to bring the carrying value to its redemption price. The gain on settlement of receivable and the provision for impairment of noncurrent asset held for sale were presented as part of “Gain on settlement of STI Tanay receivables, net of provision for impairment of noncurrent asset held for sale” in the 2022 consolidated statement of comprehensive income.

On July 29, 2022, STI Tanay, the mortgagors and STI ESG entered into a Memorandum of Agreement (the “Agreement”) for the settlement of the outstanding obligations of STI Tanay (including receivable for educational services rendered by STI ESG discussed in Note 6) through the following terms and conditions as set forth in the Agreement: (1) assignment and conveyance by STI Tanay of the Tanay property to STI ESG (see Note 12); (2) payment of the ₱19.0 million for the redemption of the Pasig property (discussed above); (3) assignment of STI Tanay’s rights to the unbilled or unclaimed DepEd SHS Vouchers for SYs 2019-2020, 2020-2021, and 2021-2022 to STI ESG; (4) assignment of STI Tanay’s rights to the use of the name of STI College Tanay”; and (5) change of corporate name of STI Tanay. On the same day, STI ESG received the full payment of ₱19.0 million for the redemption of the Pasig Property. Accordingly, STI ESG derecognized the noncurrent asset held for sale amounting to ₱19.0 million.

## 11. Property and Equipment

The rollforward analyses of this account are as follows:

	September 30, 2022 (Unaudited)												
	Land	Buildings	Office and School Equipment	Office Furniture and Fixtures	Leasehold Improvements	Transportation Equipment	Computer Equipment and Peripherals	Library Holdings	Construction-in-Progress	Right-of-use Asset - Land	Right-of-use Asset - Building	Right-of-use Asset - Transportation Equipment	Total
<b>Cost, Net of Accumulated Depreciation and Amortization</b>													
Balance at beginning of year	₱2,490,502,923	₱4,657,884,261	₱142,541,856	₱34,076,151	₱22,634,918	₱68,550	₱25,043,203	₱15,152,417	₱5,454,242	₱122,558,699	₱115,584,849	₱12,502,657	₱7,644,004,726
Additions	-	647,676	4,766,843	1,205,194	1,251,840	-	12,478,293	142,328	-	-	15,290,140	3,253,616	39,035,930
Lease termination/modification	-	-	-	-	-	-	-	-	-	-	(4,034,502)	-	(4,034,502)
Reclassification from investment property (see Note 12)	46,593,335	69,137,087	-	-	-	-	-	-	-	-	-	-	115,730,422
Disposal	-	-	(49)	(8)	-	-	-	-	-	-	-	-	(57)
Depreciation and amortization (see Notes 22 and 24)	-	(72,135,676)	(15,561,747)	(4,056,185)	(1,022,002)	(11,867)	(4,526,027)	(1,244,376)	-	(2,026,284)	(10,904,748)	(1,542,149)	(113,031,061)
<b>Balance at end of year</b>	<b>₱2,537,096,258</b>	<b>₱4,655,533,348</b>	<b>₱131,746,903</b>	<b>₱31,225,152</b>	<b>₱22,864,756</b>	<b>₱56,683</b>	<b>₱32,995,469</b>	<b>₱14,050,369</b>	<b>₱5,454,242</b>	<b>₱120,532,415</b>	<b>₱115,935,739</b>	<b>₱14,214,124</b>	<b>₱7,681,705,458</b>
<b>At September 30, 2022</b>													
Cost	₱2,537,096,258	₱6,589,515,581	₱761,353,392	₱322,368,199	₱211,699,566	₱6,856,161	₱410,787,478	₱132,431,905	₱5,454,242	₱148,147,809	₱262,506,180	₱58,564,098	₱11,446,780,869
Accumulated depreciation and amortization	-	1,933,982,233	629,606,489	291,143,047	188,834,810	6,799,478	377,792,009	118,381,536	-	27,615,394	146,570,441	44,349,974	3,765,075,411
<b>Net book value</b>	<b>₱2,537,096,258</b>	<b>₱4,655,533,348</b>	<b>₱131,746,903</b>	<b>₱31,225,152</b>	<b>₱22,864,756</b>	<b>₱56,683</b>	<b>₱32,995,469</b>	<b>₱14,050,369</b>	<b>₱5,454,242</b>	<b>₱120,532,415</b>	<b>₱115,935,739</b>	<b>₱14,214,124</b>	<b>₱7,681,705,458</b>
	June 30, 2022 (Audited)												
	Land	Buildings	Office and School Equipment	Office Furniture and Fixtures	Leasehold Improvements	Transportation Equipment	Computer Equipment and Peripherals	Library Holdings	Construction-in-Progress	Right-of-use Asset - Land	Right-of-use Asset - Building	Right-of-use Asset - Transportation Equipment	Total
<b>Cost, Net of Accumulated Depreciation and Amortization</b>													
Balance at beginning of year	₱2,488,984,252	₱4,590,611,250	₱176,877,629	₱47,968,478	₱39,171,002	₱116,024	₱25,594,125	₱16,703,495	₱288,328,328	₱124,820,876	₱131,861,240	₱11,264,000	₱7,942,300,699
Additions	1,518,671	51,526,758	30,810,718	4,506,078	2,440,323	-	20,754,284	3,176,226	-	-	29,634,249	7,179,591	151,546,898
Disposal	-	-	(15)	(2)	-	-	-	(543)	-	-	-	-	(560)
Reclassifications	-	282,874,086	-	-	-	-	-	-	(282,874,086)	-	-	-	-
Lease termination/modification	-	-	-	-	-	-	-	-	-	-	-	-	-
Depreciation and amortization (see Notes 22 and 24)	-	(267,127,833)	(65,146,476)	(18,398,403)	(18,976,407)	(47,474)	(21,305,206)	(4,726,761)	-	(8,105,137)	(44,303,789)	(5,823,329)	(453,960,815)
<b>Balance at end of year</b>	<b>₱2,490,502,923</b>	<b>₱4,657,884,261</b>	<b>₱142,541,856</b>	<b>₱34,076,151</b>	<b>₱22,634,918</b>	<b>₱68,550</b>	<b>₱25,043,203</b>	<b>₱15,152,417</b>	<b>₱5,454,242</b>	<b>₱122,558,699</b>	<b>₱115,584,849</b>	<b>₱12,502,657</b>	<b>₱7,644,004,726</b>
<b>At June 30, 2022</b>													
Cost	₱2,490,502,923	₱6,517,973,584	₱758,451,137	₱321,161,912	₱211,042,447	₱6,856,161	₱398,309,185	₱131,763,413	₱5,454,242	₱148,154,218	₱251,255,216	₱56,843,093	₱11,297,767,531
Accumulated depreciation and amortization	-	1,860,089,323	615,909,281	287,085,761	188,407,529	6,787,611	373,265,982	116,610,996	-	25,595,519	135,670,367	44,340,436	3,653,762,805
<b>Net book value</b>	<b>₱2,490,502,923</b>	<b>₱4,657,884,261</b>	<b>₱142,541,856</b>	<b>₱34,076,151</b>	<b>₱22,634,918</b>	<b>₱68,550</b>	<b>₱25,043,203</b>	<b>₱15,152,417</b>	<b>₱5,454,242</b>	<b>₱122,558,699</b>	<b>₱115,584,849</b>	<b>₱12,502,657</b>	<b>₱7,644,004,726</b>

The cost of fully depreciated property and equipment still used by the Group amounted to ₱1,345.1 million and ₱1,289.0 million as at September 30, 2022 and June 30, 2022, respectively. There were no idle property and equipment as at September 30, 2022 and June 30, 2022

Additions

*Property and Equipment under Construction.* As at September 30, 2022 and June 30, 2022, the remaining construction in progress amounting to ₱5.5 million pertains to the construction of a pedestrian overpass to ensure the safety of the students of STI Las Piñas. The related contract cost is ₱6.3 million. This project is expected to be completed in December 2022.

Collaterals

Transportation equipment, recognized as ROU assets, are pledged as security for the related lease liabilities as at September 30, 2022 and June 30, 2022. The net book value of these equipment amounted to ₱14.2 million and ₱12.5 million as at September 30, 2022 and June 30, 2022, respectively.

**12. Investment Properties**

The rollforward analyses of this account are as follows:

	September 30, 2022 (Unaudited)			
	Land	Condominium Units and Buildings	Construction- in-Progress	Total
<b>Cost:</b>				
Balance at beginning of the period	₱68,002,424	₱703,141,550	₱86,671,554	₱857,815,528
Additions	2,577,334	5,202,765	-	7,780,099
Reclassification to property and equipment (see Note 11)	(46,593,335)	(70,825,764)	-	(117,419,099)
Reclassification of completed project	-	86,671,554	(86,671,554)	-
Balance at end of the period	23,986,423	724,190,105	-	748,176,528
<b>Accumulated depreciation:</b>				
Balance at beginning of the period	-	228,926,408	-	228,926,408
Depreciation (see Notes 22 and 24)	-	6,619,162	-	6,619,162
Reclassification to property and equipment (see Note 11)	-	(1,688,677)	-	(1,688,677)
Balance at end of the period	-	233,856,893	-	233,856,893
<b>Net book value</b>	<b>₱23,986,423</b>	<b>₱490,333,212</b>	<b>₱-</b>	<b>₱514,319,635</b>

	June 30, 2022 (Audited)			
	Land	Condominium Units and Buildings	Construction- in- Progress	Total
<b>Cost:</b>				
Balance at beginning of the period	₱23,986,424	₱636,233,550	₱-	₱660,219,974
Additions	88,242,000	76,632,000	86,671,554	251,545,554
Reclassification to noncurrent asset held for sale (see Note 10)	(44,226,000)	(9,724,000)	-	(53,950,000)
Balance at end of the period	68,002,424	703,141,550	86,671,554	857,815,528
<b>Accumulated depreciation:</b>				
Balance at beginning of period	-	202,596,069	-	202,596,069
Depreciation (see Notes 22 and 24)	-	26,978,605	-	26,978,605
Reclassification to noncurrent asset held for sale (see Note 10)	-	(648,266)	-	(648,266)
Balance at end of the period	-	228,926,408	-	228,926,408
<b>Net book value</b>	<b>₱68,002,424</b>	<b>₱474,215,142</b>	<b>₱86,671,554</b>	<b>₱628,889,120</b>

As at September 30, 2022 and June 30, 2022, investment properties primarily include buildings and condominium units of the Group which are held for office or commercial lease.

*Land and Buildings Acquired through Extrajudicial Foreclosure.* As at September 30, 2022 and June 30, 2022, investment properties include land and building acquired through extrajudicial foreclosure.

In 2019, STI ESG and DBP executed a Deed of Assignment wherein DBP assigned, transferred, and conveyed, without recourse, to STI ESG, all its collectibles from STI Tanay for a consideration of ₱75.5 million. DBP likewise granted to STI ESG all the rights, title and interest in and to the loan, the Promissory Notes and the underlying collaterals and security covering the loan and Promissory Notes, as well as full power and authority to demand, collect and receive payment on the said loan and Promissory Notes.

The receivable from STI Tanay is secured by real estate mortgages over the following properties: (a) the land and building where STI Tanay is situated, including all improvements thereon, and registered in the name of STI Tanay (Tanay Property), and (b) a third-party mortgage over land and building including improvements thereon, located in Pasig City (Pasig Property). STI ESG started foreclosure proceedings after several demand/collection letters were sent to STI Tanay.

On March 15, 2022, the extrajudicial foreclosure sale for the Tanay Property was completed and STI ESG was declared as the winning bidder. On April 11, 2022, the Office of the Clerk of Court and Ex-Officio Sheriff of Morong, Rizal issued the certificate of sale and the same was annotated on May 5, 2022. Consequently, STI ESG recognized the said property as part of land and building, under “Investment properties” at appraised values amounting to ₱44.1 million and ₱66.9 million, respectively. The difference between the fair value and derecognized receivable from STI Tanay amounting to ₱26.1 million was recognized as part of “Gain on settlement of receivable” for the year ended June 30, 2022.

On March 16, 2021, the extrajudicial foreclosure sale for the Pasig Property was completed and STI ESG was declared as the winning bidder. On July 14, 2021, the Clerk of Court and Ex-Officio Sheriff of Pasig City issued the certificate of sale to STI ESG and the same was annotated on August 5, 2021. Consequently, STI ESG recognized the said property as part of land and building under “Investment properties” at appraised values amounting to ₱44.2 million and ₱9.7 million, respectively. The difference between the fair value and derecognized receivable from STI Tanay amounting to ₱19.0 million was recognized as part of “Gain on settlement of receivable” for the year ended June 30, 2022.

STI Tanay and the mortgagors were given a one-year redemption period from the date the certificate of sale was annotated. On June 30, 2022, STI Tanay and the mortgagors sought the redemption of the Pasig Property for ₱19.0 million. STI ESG executed the Certificate of Redemption and the release and cancellation of the third-party mortgage of the Pasig Property. Pending the actual tender of the redemption price, STI ESG did not recognize the redemption and accordingly reclassified the Pasig Property from “Investment properties” to “Noncurrent asset held for sale” as at June 30, 2022, in view of the expected redemption upon actual receipt of the redemption price (see Note 10).

On July 29, 2022, STI Tanay, the mortgagors and STI ESG entered into a Memorandum of Agreement (the “Agreement”) for the settlement of the outstanding obligations of STI Tanay (including receivable for educational services rendered by STI ESG discussed in Note 6) through the performance of the following terms and conditions as set forth in the Agreement: (1) assignment and conveyance by STI Tanay of the Tanay property to STI ESG (discussed above); (2) payment of the ₱19.0 million for the redemption of the Pasig property (see Note 10); (3) assignment of STI Tanay’s rights to the unbilled or unclaimed DepEd SHS Vouchers for SYs 2019-2020, 2020-2021, and 2021-2022 to STI; (4)

assignment of STI Tanay's rights to the use of the name of STI College Tanay; and (5) change of corporate name of STI Tanay.

On August 1, 2022, STI Tanay and STI ESG executed a Deed of Dacion En Pago to transfer, convey and assign, the mortgaged property located in Tanay, Rizal, free from all liens, encumbrances, claims and occupants. STI ESG released and discharged STI Tanay and the mortgagors of their obligations to the extent of the Dacion Price amounting to ₱81.2 million. With the transfer of the operations of STI QA to Tanay in September 2022, STI ESG has reclassified this property to Property and Equipment as of September 30, 2022.

*Investment Property under Construction.* As at June 30, 2022, the construction-in-progress account pertains substantially to the renovation of office condominium units owned by STI ESG. This includes mechanical and electrical set-up costs, structured cabling, plumbing, interior fit-out, and management services. The related contract costs amounted to ₱88.0 million, inclusive of materials, cost of labor and overhead and all other costs necessary for the completion of the project. This project is intended to complete the office fit-out requirements for a new lease agreement. The renovation works for the said office condominium units were completed in August 2022.

### 13. Investments in and Advances to Associates and Joint Venture

The details and movements of this account are as follows:

	September 30, 2022 (Unaudited)	June 30, 2022 (Audited)
<b>Investments</b>		
Acquisition costs	₱549,867,252	₱549,867,252
Accumulated equity in net losses:		
Balance at beginning of the period	(63,658,004)	(46,652,187)
Equity in net earnings (losses) of associates and joint venture	2,519,384	(12,001,488)
Dividends received	-	(5,004,329)
Balance at end of the period	(61,138,620)	(63,658,004)
Accumulated share in associates' other comprehensive income:		
Balance at beginning of the period	750,782	589,966
Remeasurement gain on pension liability	-	166,058
Unrealized fair value adjustment on equity instruments designated at FVOCI	-	(5,242)
Balance at end of the period	750,782	750,782
	489,479,414	486,960,030
<b>Advances</b> (see Note 25)	48,134,540	48,134,540
Less allowance for impairment loss	48,134,540	48,134,540
	-	-
	₱489,479,414	₱486,960,030

There is no movement in the allowance for impairment of investments in and advances to associates and joint ventures. The carrying values of the Group's investments in and advances to associates and joint venture are as follows:

	<b>September 30, 2022</b> <b>(Unaudited)</b>	June 30, 2022 <b>(Audited)</b>
Associates (see Note 25):		
STI Holdings	<b>₱470,150,553</b>	₱468,469,152
Accent Healthcare/STI Banawe, Inc (STI Accent)*	<b>48,134,540</b>	48,134,540
Global Resource for Outsourced Workers, Inc. (GROW)	<b>15,074,054</b>	14,289,422
Joint venture:		
Philippine Healthcare Educators, Inc.	<b>4,254,807</b>	4,201,456
	<b>537,613,954</b>	535,094,570
Allowance for impairment loss	<b>48,134,540</b>	48,134,540
	<b>₱489,479,414</b>	₱486,960,030

*\*The share in equity of this associate as at September 30, 2022 and June 30, 2022 is not material to the unaudited interim condensed consolidated financial statements.*

#### 14. Equity Instruments at Fair Value through Other Comprehensive Income (FVOCI)

This account consists of:

	<b>September 30, 2022</b> <b>(Unaudited)</b>	June 30, 2022 <b>(Audited)</b>
Quoted equity shares	<b>₱5,027,328</b>	₱4,401,912
Unquoted equity shares	<b>65,367,568</b>	65,367,568
	<b>₱70,394,896</b>	₱69,769,480

a. Quoted Equity Shares

Quoted equity shares pertain to shares listed in the PSE, as well as traded club shares. These are carried at fair value with the cumulative changes in fair values presented as a separate component of equity under the "Unrealized fair value adjustment on equity instruments at FVOCI" account in the unaudited interim condensed consolidated statements of financial position. The fair values of these shares are based on the quoted market price as at the financial reporting date.

b. Unquoted Equity Shares

Unquoted equity shares pertain to shares that are not listed in a stock exchange.

STI ESG owns 57,971 shares of De Los Santos Medical Center, Inc. (DLSMC). The carrying value of the investment in DLSMC amounted to ₱30.5 million as at September 30, 2022 and June 30, 2022.

STI ESG recognized dividend income from unquoted equity shares at FVOCI amounting to ₱0.9 million and nil for the three-month periods ended September 30, 2022 and 2021, respectively.

---

## 15. Goodwill, Intangible and Other Noncurrent Assets

---

This account consists of:

	<b>September 30, 2022</b>	June 30, 2022
	<b>(Unaudited)</b>	(Audited)
Goodwill	<b>₱227,874,121</b>	₱227,874,121
Advances to suppliers	<b>38,787,011</b>	14,312,618
Intangible assets	<b>33,014,397</b>	33,126,676
Rental and utility deposits	<b>26,618,257</b>	26,697,421
Others	<b>2,823,112</b>	2,823,112
	<b>₱329,116,898</b>	₱304,833,948

---

### Goodwill

As at September 30, 2022 and June 30, 2022, the Group's goodwill acquired through business combinations have been allocated to select schools which are considered as separate Cash-Generating Units (CGUs). Management performs its impairment test at the end of each annual reporting period for all the CGUs.

### Advances to Suppliers

Advances to suppliers substantially pertain to advance payments made in relation to the acquisition of capital assets and various expenditures for ongoing projects of the schools. These will be reclassified primarily to "Property and equipment" when the goods are received or the services are rendered.

### Intangible Assets

Intangible assets substantially pertain to the license to operate a maritime school which the Group identified as intangible assets for purposes of estimating the fair value of the net assets acquired. Such intangible assets with indefinite useful life representing the fair value of the license and agreements amounted to ₱27.6 million as at September 30, 2022 and June 30, 2022.

### Rental and Utility Deposits

This account includes security deposits paid to utility companies and for school and office space rentals in accordance with the respective lease agreements.

---

## 16. Accounts Payable and Other Current Liabilities

---

This account consists of:

	<b>September 30, 2022</b>	June 30, 2022
	<b>(Unaudited)</b>	(Audited)
Accounts payable	<b>₱262,888,675</b>	₱348,131,163
Accrued expenses:		
Contracted services	<b>41,638,758</b>	34,640,877
School activities, programs and other related expenses	<b>25,126,751</b>	45,401,384
<i>(forward)</i>		

	September 30, 2022 (Unaudited)	June 30, 2022 (Audited)
Salaries, wages and benefits	25,075,357	25,591,550
Utilities	16,370,617	8,298,818
Interest	5,486,334	23,932,919
Advertising and promotion	3,620,440	7,527,460
Rent	1,635,028	4,637,426
Others	3,169,669	2,929,080
Network events fund	23,728,897	15,135,650
Statutory payables	23,260,718	21,684,910
Student organization fund	17,691,212	14,012,993
Dividend payable	14,186,826	14,186,826
Current portion of refundable deposits (see Note 19)	689,477	680,495
Current portion of advance rent (see Note 19)	74,400	346,370
Others	3,573,447	5,620,213
	<b>₱468,216,606</b>	<b>₱572,758,134</b>

The terms and conditions of the liabilities are as follows:

- a. Accounts payable are noninterest-bearing and are normally settled within a 30 to 60-day term.
- b. Accrued expenses, network events fund, student organization fund, and other payables are expected to be settled within the year.
- c. Statutory payables primarily include taxes and other payables to government agencies which are normally settled within 30 days.
- d. Dividend payable pertains to dividend declared which are unclaimed as at report date and are due on demand.
- e. Refundable deposits pertain to security deposits received from existing lease agreements and are expected to be settled within the next financial year.
- f. Advance rent pertains to amount received by the Group which will be earned and applied within the next financial year.
- g. Terms and conditions of payables to related parties (recorded under “Accounts payable”) are disclosed in Note 25 to the unaudited interim condensed consolidated financial statements.



## 17. Interest-bearing Loans and Borrowings

This account consists of:

	September 30, 2022 (Unaudited)	June 30, 2022 (Audited)
Term loans <sup>(a)</sup>	₱714,244,945	₱954,027,880
Corporate notes <sup>(b)</sup>	245,111,171	245,666,028
Landbank ACADEME Program <sup>(c)</sup>	8,546,011	12,538,573
	<b>967,902,127</b>	1,212,232,481
Less current portion	<b>67,628,328</b>	159,544,753
Noncurrent portion	<b>₱900,273,799</b>	<b>₱1,052,687,728</b>

<sup>(a)</sup>Net of unamortized debt issuance costs of ₱5.8 million and ₱6.0 million as at September 30, 2022 and June 30, 2022, respectively.

<sup>(b)</sup>Inclusive of unamortized premium on corporate notes of ₱5.1 million and ₱5.7 million as at September 30, 2022 and June 30, 2022, respectively.

<sup>(c)</sup>Net of unamortized debt issuance costs of ₱0.04 million and ₱0.1 million as at September 30, 2022 and June 30, 2022, respectively.

### Term Loan Agreement

On May 7, 2019, STI ESG and China Banking Corporation (China Bank) entered into a seven-year term loan agreement up to the amount of ₱1,200.0 million. The credit facility is unsecured and is available for a period of one year from May 7, 2019, the date of signing of the loan agreement. The proceeds of this loan could be used for the (i) financing of campus expansion projects (ii) acquisition of schools (iii) refinancing of short-term loans incurred for projects and (iv) other general corporate purposes. The agreement provides for a grace period in principal repayments of two (2) years from the initial drawdown date. Principal repayments shall be made in ten (10) equal semi-annual installments beginning six (6) months from the end of the grace period.

As stated in the Term Loan Agreement, STI ESG has elected to fix the interest on each drawdown on a per annum basis based on the higher of 1-year PHP Bloomberg Valuation Services (BVAL) rate plus an interest spread of 1.5% per annum divided by the Applicable Interest Premium Factor, or the agreed Floor rate, divided by the Applicable Interest Premium Factor. On the Initial Interest Rate Resetting Date, the applicable interest rate per annum for all drawdowns would be collectively reset based on the higher of 1-year BVAL rate plus an interest spread of 1.5% per annum divided by the Applicable Interest Premium Factor, or the agreed Floor rate divided by the Applicable Interest Premium Factor.

STI ESG may, on any Interest Resetting Date and upon serving a written notice, elect to fix the interest rate for the remaining period of the loan based on the higher of applicable BVAL rate plus an interest spread of 1.5% per annum divided by the Applicable Interest Premium Factor, or the agreed Floor rate, divided by the Applicable Interest Premium Factor.

On July 3, 2020, STI ESG and China Bank executed the Amendment to the Term Loan Agreement dated May 7, 2019 to amend the availability period of the Term Loan Facility. The Term Loan Facility was made available to the Borrower on any business day for the period beginning on the date of the Term Loan Agreement and ending on the earliest of: (a) July 31, 2020; (b) the date the Term Loan Facility was fully drawn; or (c) the date the Lender's commitment to extend the Term Loan Facility to the Borrower is canceled or terminated in accordance with the Term Loan Agreement. At various dates during the year ended March 31, 2020, STI ESG availed of loans aggregating to ₱800.0 million subject to interest rates ranging from 5.81% to 6.31% per annum. In July 2020, STI ESG availed of loans

aggregating to ₱400.0 million subject to an interest rate of 5.81% per annum. As at July 31, 2020, the Term Loan Facility was fully drawn at ₱1,200.0 million. The proceeds from these loans were used for capital expenditures and working capital requirements. Interest rates for all drawdowns from the Term Loan Facility were repriced at a rate of 5.7895% per annum effective September 20, 2021.

The Agreement prescribes that the following financial covenants shall be observed and computed based on STI ESG's unaudited interim condensed consolidated financial statements as at and for the period ending December 31 of each year and based on the audited consolidated financial statements as at and for the year ending June 30 of each year:

1. Debt-to-equity (D/E) ratio of not more than 1.5x, computed by dividing Total Liabilities by Total Equity. For purposes of this computation, Total Liabilities shall exclude Unearned Tuition and Other School Fees, and
2. Debt Service Cover Ratio (DSCR) of a minimum of 1.05x, which is the ratio of EBITDA to Debt Service.

The D/E ratios of STI ESG are 0.83x and 0.88x as at September 30, 2022 and June 30, 2022, respectively.

DSCR as at September 30, 2022 and June 30, 2021 are 2.33x and 1.80x, respectively. As at September 30, 2022 and June 30, 2022, STI ESG has complied with the said covenants.

Breakdown of the Group's Term Loan are as follows:

	<b>September 30, 2022</b> <b>(Unaudited)</b>	June 30, 2022 (Audited)
Balance at beginning of the period	<b>₱960,000,000</b>	₱1,200,000,000
Repayments	<b>(240,000,000)</b>	(240,000,000)
Balance at end of period	<b>720,000,000</b>	960,000,000
Deferred finance cost	<b>(5,755,055)</b>	(5,972,120)
Balance at end of period	<b>714,244,945</b>	954,027,880
Less current portion	-	120,000,000
<b>Balance classified as noncurrent</b>	<b>₱714,244,945</b>	<b>₱834,027,880</b>

These loans are unsecured and are due based on the following original schedule:

Fiscal Year	Amount
2022	₱120,000,000
2023	240,000,000
2024	240,000,000
2025	240,000,000
2026	240,000,000
2027	120,000,000
	<b>₱1,200,000,000</b>

On September 16, 2021, China Bank approved STI ESG's request to allow a principal prepayment in the amount of ₱240.0 million. Further, China Bank reduced the prepayment penalty from 3% to 1.5% based on the amount to be prepaid. On September 20, 2021, STI ESG made a prepayment aggregating to ₱243.9 million, inclusive of the 1.5% prepayment penalty. The prepayment was applied in the direct

order of maturity and as such, applied on amortizations due on March 19, 2022, and September 19, 2022.

The revised repayment schedule, after the application of the principal prepayment in September 2021, are as follows:

<u>Fiscal Year</u>	<u>Amount</u>
2023	₱120,000,000
2024	240,000,000
2025	240,000,000
2026	240,000,000
2027	120,000,000
	<u>₱960,000,000</u>

On September 23, 2022, China Bank approved STI ESG's request to allow a principal prepayment in the amount of ₱240.0 million. On the same day, STI ESG made a prepayment aggregating to ₱244.5 million, inclusive of interests on the outstanding term loan facility covering September 19-23, 2022 and 1.5% prepayment penalty. The prepayment was applied in the direct order of maturity and as such, applied on amortizations due on March 19, 2023 and September 19, 2023.

The revised repayment schedule, after the application of the principal prepayment in September 2022, are as follows:

<u>Fiscal Year</u>	<u>Amount</u>
2023	₱-
2024	120,000,000
2025	240,000,000
2026	240,000,000
2027	120,000,000
	<u>₱720,000,000</u>

#### Corporate Notes Facility

On March 20, 2014, STI ESG entered into a Corporate Notes Facility Agreement (Credit Facility Agreement) with China Bank granting STI ESG a credit facility amounting to ₱3,000.0 million with a term of either 5 or 7 years. The facility is available in two tranches of ₱1,500.0 million each. The net proceeds from the issuance of the notes were used for capital expenditures and other general corporate purposes.

On May 9, 2014, the first drawdown date, STI ESG elected to have a 7-year term loan with floating interest based on the 1-year PDST-F plus a margin of two percent (2.00%) per annum, which interest rate shall in no case be lower than the BSP overnight rate plus a margin of three-fourths percent (0.75%) per annum, which is subject to repricing.

An Accession Agreement to the Credit Facility Agreement was executed on December 16, 2014 among STI ESG, STI West Negros University, Inc. (STI WNU), a company under common control of STI Holdings, and China Bank whereby STI WNU acceded to the Credit Facility entered into by STI ESG with China Bank in March 2014. In addition, an Amendment and Supplemental Agreement was also executed by the parties on the same date. The Amendment and Supplemental Agreement allowed STI WNU to draw up to ₱300.0 million from the facility.

On December 19, 2014, STI ESG advised China Bank that it will not be availing of tranche 2 of the Credit Facility Agreement thus limiting the facility available to STI ESG to ₱1,500.0 million.

In 2015, the Parent Company availed a total of ₱1,200.0 million loans with interest ranging from 4.34% to 4.75%. The interest rate for the outstanding balance of Corporate Notes Facility amounting to ₱240.0 million was repriced at 5.5556% and 5.7895%, per annum, effective February 1, 2021 and September 20, 2021, respectively.

The Credit Facility Agreement, together with the Accession Agreement, contains, among others, covenants regarding incurring additional debt and declaration of dividends to the extent that such will result in a breach of the required debt-to-equity and DSCR ratios. The Parent Company was required to maintain a debt-to-equity ratio of not more than 1.00:1.00 and debt service cover ratio of not less than 1.10:1.00.

On January 19, 2017, STI ESG and China Bank executed a Second Amendment and Supplemental Agreement to the Corporate Notes Facility Agreement. Significant amendments are as follows:

- a) change in interest rate of either (1) the 1-year Benchmark Rate (PDST-R2) plus a margin of 1.5% per annum which interest rate shall in no case be lower than 3.75% per annum or (2) the 3-month Benchmark Rate plus a margin of 1.50% per annum which interest rate shall in no case be lower than 3.50% per annum.
- b) amendments on the required financial ratios, whereby STI ESG shall maintain the following ratios which shall be computed based on the unaudited interim condensed consolidated financial statements:
  - (1) Debt-to-equity ratio of not more than 1.50x, computed by dividing total debt by total equity. For the purpose of this computation, total debt shall exclude unearned tuition and other school fees;
  - (2) Debt service cover ratio of a minimum of 1.05x.

As at September 30, 2022 and June 30, 2022, STI ESG has complied with the above covenants.

On January 29, 2021, STI ESG and China Bank executed a Third Amendment and Supplemental Agreement to the Corporate Notes Facility Agreement with an outstanding balance of ₱240.0 million. Significant changes to the terms and conditions of the Corporate Notes Facility of STI ESG are as follows:

- a) amendment of the maturity date from July 31, 2021 to September 19, 2026, where semi-annual amortization of ₱30.0 million shall be every March 19 and September 19 of each year to commence from March 19, 2023;
- b) amendment of the interest rate repricing date for the interest period commencing on January 31, 2021 while all succeeding interest rate repricing dates shall be on the interest payment date of the interest period ending on September 19 of every year, thereafter;
- c) amendment of the interest period commencing on January 31, 2021 and each successive period of six months commencing from September 19, 2021 and ending on the relevant maturity date; and
- d) amendment of the 1-year Benchmark Rate plus a margin of 1.50% per annum which interest rate shall in no case be lower than 5.50% per annum for the interest period covering

January 31, 2021 to September 18, 2021 and 6.25% per annum for each succeeding interest period thereafter.

The above modification of terms and conditions resulted in the recognition of premium on corporate notes facility amounting to ₱8.3 million. The premium on the interest-bearing loans and borrowings will be amortized and presented as a reduction of future interest expense. The impact of the loss on loan modification and loan premium amortization will be fully offset at the end of the loan period. The carrying value of the unamortized premium on corporate notes amounted to ₱5.1 million and ₱5.7 million as at September 30, 2022 and June 30, 2022, respectively. Amortization of loan premium amounting to ₱0.6 million and ₱0.4 million for the three-month periods ended September 30, 2022 and 2021 respectively, were recognized as a reduction of interest expense in the unaudited interim condensed consolidated statements of comprehensive income.

Breakdown of the Group's Credit Facility follows:

	<b>September 30, 2022</b> <b>(Unaudited)</b>	June 30, 2022 (Audited)
Balance at beginning and end of period	<b>₱240,000,000</b>	₱240,000,000
Add: Unamortized premium on corporate notes	<b>5,111,171</b>	5,666,028
Balance at end of year	<b>245,111,171</b>	245,666,028
Less current portion	<b>60,000,000</b>	30,000,000
Noncurrent portion	<b>₱185,111,171</b>	₱215,666,028

These loans are unsecured and are due based on the following schedule (with the January 29, 2021 amendments):

Fiscal Year	Amount
2023	₱30,000,000
2024	60,000,000
2025	60,000,000
2026	60,000,000
2027	30,000,000
	<b>₱240,000,000</b>

#### *Waivers of Certain Covenants*

- a. On June 23, 2020, STI ESG requested China Bank for waivers of certain covenants in its Term Loan Agreement and Corporate Notes Facility Agreement in connection with STI ESG's availment of the Land Bank of the Philippines (LandBank) ACcess to Academic Development to Empower the Masses towards Endless Opportunities (ACADEME) Program.
- b. On July 23, 2020, China Bank approved the waiver of the following covenants:
  - Assignment of revenues/income. The Borrower/Issuer shall not assign, transfer or otherwise convey any right to receive any of its income or revenues except when such assignment, transfer, or conveyance: (i) is made on an arm's length basis under normal commercial terms; or (ii) is required by Law; and, in either case, does not result in a Material Adverse Effect and provided that the Borrower/Issuer shall notify the Lender/Note Holder in the event that any of the above transactions are entered into with related parties or any of the Subsidiaries or Affiliates of the Borrower/Issuer;
  - Encumbrances. The Borrower/Issuer shall not permit any Indebtedness to be secured by or to benefit from any Lien, in favor of any creditor or class of creditors on, or in respect of,

any present or future assets or revenues of the Issuer or the right of the Issuer in receiving income; and

- Ranking of Notes. The Borrower/Issuer shall ensure that for so long as any Note is outstanding, the Issuer shall not incur or permit to arise any Indebtedness which ranks ahead of the Notes whether it be by virtue of being evidenced by a public instrument as provided by Article 2244, paragraph 14 of the Civil Code of the Philippines, as the same may be amended from time to time, or otherwise.
- c. On July 23, 2020, China Bank approved the temporary waiver of the DSCR requirement on both the Term Loan and the Corporate Notes Facility Agreements with STI ESG covering the period ended March 31, 2021. On December 18, 2020, China Bank approved the temporary waiver of the DSCR requirement covering the period ended December 31, 2020 and the period ended June 30, 2021.
- d. On August 15, 2022, China Bank approved the request of STI ESG for waiver of the DSCR requirement for the periods ending June 30, 2023 and December 31, 2023.

#### LandBank ACADEME Program

On July 22, 2020, LandBank approved a ₱250.0 million Term Loan/Rediscounting Line Facility under its ACADEME Lending Program in favor of STI ESG to finance the ‘study now, pay later’ program of the government for students amid the financial difficulties facing families due to the COVID-19 pandemic. The LandBank ACADEME Program is a refinancing/rediscounting facility for Promissory Notes issued by the parents or benefactors of students to enable said students to enroll, continue and complete their studies. The school can borrow up to 70% of the amount stated in the Promissory Note issued by the parents/benefactors of the students. This loan from LandBank is subject to 3% interest per annum. Interest and principal are payable annually in arrears. The term of the borrowing is coterminous with the promissory note to be issued by the parents/benefactors of the students, which in no case shall exceed three (3) years. The loans covered by these promissory notes to be issued by the parents/benefactors/students are interest-free.

The ₱250.0 million Term Loan/Rediscounting Line Facility approved for STI ESG is secured by a Comprehensive Surety issued by STI Holdings.

On September 16, 2020, the Rediscounting Agreement with LandBank was executed by STI ESG in relation to this loan arrangement. Further, on the same date, the Comprehensive Surety Agreement was executed by STI Holdings in favor of LandBank. As at June 30, 2021, STI ESG has drawn from its Term Loan/Rediscounting Line Facility an aggregate amount of ₱22.1 million, of which ₱9.5 million is due within the next twelve months. The term of the borrowing is coterminous with the promissory notes executed by the parents/benefactors of the students. The first and second drawdowns amounting to ₱10.0 million and ₱12.1 million, respectively, are maturing in August 2022 and January 2023, respectively, for the 20-month tenor and August 2023 and January 2024, respectively, for the 30-month tenor.

#### Interest Expense

On October 29, 2018, the Bankers Association of the Philippines launched the BVAL Reference Rates replacing the set of PDST Reference Rates (PDST-R1 & PDST-R2). Hence, starting the interest period January 31, 2019, the benchmark rate for the loans of STI ESG is the BVAL reference rate for one-year tenor.

Interest incurred on the loans amounted to ₱21.4 million and ₱23.9 million for the three-month periods ended September 30, 2022 and 2021, respectively.

## 18. Bonds Payable

This account consists of:

	September 30, 2022 (Unaudited)	June 30, 2022 (Audited)
Principal:		
Fixed-rate bonds due 2024	₱2,180,000,000	₱2,180,000,000
Fixed-rate bonds due 2027	820,000,000	820,000,000
	<b>3,000,000,000</b>	3,000,000,000
Less unamortized debt issuance costs	18,194,129	19,484,936
	<b>₱2,981,805,871</b>	<b>₱2,980,515,064</b>

On March 23, 2017, the Parent Company issued the first tranche of its ₱5,000.0 million fixed-rate bonds program under its 3-year shelf registration with the SEC which ended on March 9, 2020. The bonds, amounting to an aggregate of ₱3,000.0 million were listed through the PDEX, with interest payable quarterly and were issued with a fixed rate of 5.8085% for the 7-year series, due 2024, and 6.3756% for the 10-year series, due 2027. The bonds were rated 'PRS Aa' by PhilRatings in 2017. In January 2021, PhilRatings changed the Issue Credit Rating for STI ESG's outstanding bond issuance to PRS A plus, with a Negative Outlook, from PRS Aa, with a Stable Outlook. Obligations rated PRS A have favorable investment attributes and are considered as upper-medium grade obligations. Although these obligations are somewhat more susceptible to the adverse effects of changes in economic conditions, STI ESG's capacity to meet its financial commitments on the obligation is still strong. A 'plus' or 'minus' sign may be added to further qualify ratings. A Negative Outlook, on the other hand, indicates that there is a potential for the present credit rating to be downgraded in the next twelve (12) months.

Proceeds of the issuance were used to finance the campus expansion projects, refinancing of the short-term loans incurred for the acquisition of land, and for other general corporate requirements of the Group.

The bonds include an embedded derivative in the form of an early redemption option that gives the Parent Company the option, but not the obligation, to redeem in whole (and not in part), the outstanding bonds before the relevant maturity date, based on a certain price depending on the fixed early redemption option dates. Management has assessed that the early redemption option is closely related to the bonds and would not require to be separated from the value of the bonds and accounted for as a derivative. Subsequent reassessment is required when there has been a change in the terms of the contract that significantly modifies the cash flows.

A summary of the terms of the Parent Company's issued bonds is as follows:

Year Issued	Interest Payable	Term	Interest Rate	Principal Amount	Carrying Value		Features
					September 30, 2022 (Unaudited)	June 30, 2022 (Audited)	
2017	Quarterly	7 years	5.8085%	₱2,180,000,000	₱2,169,741,472	₱2,168,699,028	Callable on the 3rd month after the 5th anniversary of Issue Date and on the 6th anniversary of Issue Date
2017	Quarterly	10 years	6.3756%	820,000,000	812,064,399	811,816,036	Callable from the 7th anniversary issue and every year thereafter until the 9th anniversary issue date
				₱3,000,000,000	<b>₱2,981,805,871</b>	<b>₱2,980,515,064</b>	

Covenants

The bonds provide certain restrictions and requirements with respect to, among others, change in majority ownership and management, merger or consolidation with other corporation resulting in loss of control over the overall resulting entity and sale, lease, transfer or otherwise disposal of all or substantially all of its assets. The Credit Facility Agreement also contains, among others, covenants regarding incurring additional debt and declaration of dividends. The Parent Company is required to maintain a debt-to-equity ratio of not more than 1.50:1.00 and debt service cover ratio of not less than 1.05:1.00 computed based on the unaudited interim condensed consolidated financial statements.

The Group’s D/E ratios and DSCRs as at September 30, 2022 and June 30, 2022 are as follows:

	<b>September 30, 2022</b> <b>(Unaudited)</b>	June 30, 2022 <b>(Audited)</b>
Total liabilities <sup>(a)</sup>	<b>₱4,812,740,965</b>	₱5,166,220,433
Total equity	<b>5,816,138,109</b>	5,892,251,942
Debt-to-equity ratio	<b>0.83:1.00</b>	0.88:1.00

<sup>(a)</sup> Excluding unearned tuition and other school fees

	<b>September 30, 2022</b> <b>(Unaudited)</b>	June 30, 2022 <b>(Audited)</b>
EBITDA (see Note 3) <sup>(b)</sup>	<b>₱916,885,752</b>	₱ 868,421,984
Total interest-bearing liabilities <sup>(c)</sup>	<b>394,102,929</b>	483,122,324
Debt service cover ratio	<b>2.33:1.00</b>	1.80:1.00

<sup>(b)</sup> EBITDA for the last twelve months

<sup>(c)</sup> Total principal and interests due in the next twelve months

STI ESG obtained the required consent of the holders of the Bonds (the “Record Bondholders”), which include among others, the waiver of the DSCR requirement up to June 30, 2023 (see Amendments to the Trust Agreement). As at September 30, 2022 and June 30, 2022, STI ESG has complied with the above covenants.

Amendments to the Trust Agreement

On July 20, 2020, STI ESG delivered to China Banking Corporation – Trust and Asset Management Group, in its capacity as trustee (the “Trustee”) for the Series 7Y Bonds due 2024 and the Series 10Y Bonds due 2027 (collectively, the “Bonds”) a Consent Solicitation Statement (the “Consent Solicitation Statement”) and the annexed Consent Form (the “Consent Form”) in connection with the proposed amendments to the Trust Agreement dated March 10, 2017 (the “Trust Agreement”) governing the Bonds issued by STI ESG. Pursuant to the Consent Solicitation Statement, STI ESG sought the consent of the Record Bondholders to certain proposed amendments to the Trust Agreement. The Proposed Amendments are (1) the waiver of Section 7.02(a) of the Trust Agreement which prohibits the Issuer from incurring or suffering to exist any Lien upon any assets or revenues, present and future, of the Issuer in relation to the requirement of LandBank to assign the sub-promissory notes to be executed by the parents or benefactors of the Issuer’s students in favor of LandBank as security for the ACADEME Lending Program; (2) the waiver of Section 7.02(b) of the Trust Agreement which prohibits the Issuer from incurring Indebtedness or entering into any loan facility agreement secured by or to be secured by a lien upon any assets and revenues, present and future, whether registered or unregistered, of the Issuer, unless the Issuer has made or will make effective provisions, satisfactory to the Record Bondholders in the latter’s absolute discretion, whereby the Lien thereby created will secure, on an equal first ranking and ratable basis, any and all obligations of the Issuer under the Trust Agreement and such other Indebtedness which the Lien purports to secure; (3) the waiver of Section 7.02(f) of the Trust Agreement which prohibits the Issuer from assigning, transferring or conveying its right to receive income or revenues insofar as such assignment relates to the requirement of LandBank to assign the



subpromissory notes to be executed by the parents or benefactors of STI ESG's students in favor of LandBank as security for the ACADEME Lending Program; and (4) the waiver of the DSCR up to June 30, 2023, as provided under Section 7.01(k) of the Trust Agreement. The Proposed Amendments will not alter the interest rate or maturity date of the Bonds, the Issuer's obligation to make principal and interest payments on the Bonds, or the substantive effect of any other covenant or provision of the Bonds. The Trustee certified as of August 15, 2020, that it has obtained the required consent of the Record Bondholders holding or representing at least fifty percent (50.0%) plus one peso (Php1.00) of the aggregate principal amount of the Bonds to the Proposed Amendments to the Trust Agreement governing the Bonds. On August 19, 2020, pursuant to the Consent Solicitation Statement, STI ESG and the Trustee executed the Supplemental Trust Agreement incorporating the Proposed Amendments, as follows:

- Amendments Relating to Negative Covenants Waiver

Effective as of the Execution Date, the following amendments shall be deemed to have been made to Section 7.02 (Negative Covenants of the Issuer) of the Trust Agreement:

(a) Section 7.02(a) of the Trust Agreement is hereby amended to read as follows: "directly or indirectly, incur or suffer to exist, or permit any Subsidiary to directly or indirectly incur or suffer to exist, any Lien other than Permitted Liens upon any assets and revenues, present and future, of the Issuer and its Subsidiaries, as the case may be, except for the assignment by the Issuer to LandBank of sub-promissory notes to be executed by the parents or benefactors of the Issuer's students as security for the ACADEME Lending Program of LandBank";

(b) Section 7.02(b) of the Trust Agreement is hereby amended to read as follows: "incur Indebtedness or enter into, or permit any Subsidiary to enter into, any loan facility agreement secured by or to be secured by a Lien upon any assets and revenues, present and future, whether registered or unregistered, of the Issuer or any Subsidiary, as the case may be, except for the assignment by the Issuer to LandBank of sub-promissory notes to be executed by the parents or benefactors of the Issuer's students as security for the ACADEME Lending Program of LandBank";

- Amendment Relating to DSCR Waiver

Effective as of the date stated in the Majority Bondholders' Consent, the following amendment shall be deemed to have been made to Section 7.01(k) of the Trust Agreement:

(k) maintain and observe the following financial ratios:

- (i) DSCR of not less than 1.05:1:00, provided that this Debt Service Coverage Ratio requirement shall be waived up to June 30, 2023.

#### Bond Issuance Cost

The Parent Company incurred costs related to the issuance of the bonds in 2017 amounting to ₱53.9 million. These costs are capitalized and amortized using the effective interest rate method. The carrying value of the unamortized bond issuance costs amounted to ₱18.2 million and ₱19.5 million as at September 30, 2022 and June 30, 2022, respectively. Amortization of bond issuance costs amounting to ₱1.3 million and ₱1.8 million for the three-month periods ended September 30, 2022 and 2021, respectively, were recognized as part of the "Interest expense" account in the unaudited interim condensed consolidated statements of comprehensive income.

Interest Expense

Interest expense (including amortization of bond issuance costs), net of amount capitalized as property and equipment, associated with the bonds payable recognized in the unaudited interim condensed consolidated statements of comprehensive income amounted to ₱46.0 million and ₱46.5 million for the three-month periods ended September 30, 2022 and 2021, respectively.

---

**19. Other Noncurrent Liabilities**

	<b>September 30, 2022</b>	June 30, 2022
	<b>(Unaudited)</b>	(Audited)
Advance rent - net of current portion (see Note 16)	<b>₱9,352,727</b>	₱9,352,727
Refundable deposit - net of current portion (see Note 16)	<b>9,039,511</b>	8,909,546
Deferred lease liability	<b>1,161,390</b>	1,295,273
	<b>₱19,553,628</b>	₱19,557,546

Current portion of advance rent and refundable deposits are presented and disclosed in Note 16.

Advance rent pertains to amount received by the Group which will be earned and applied to future rentals for periods more than one year after the reporting date.

Refundable deposits are held by the Group throughout the term of the lease and are refunded in full to the lessee at the end of the lease term if the lessee has performed fully and observed all of the conditions and provisions in the lease. Refundable deposits are presented in the unaudited interim condensed consolidated statements of financial position at amortized cost. The difference between the fair value at initial recognition and the notional amount of the refundable deposit is charged to “Deferred lease liability” and amortized on a straight-line basis over the respective lease term.

---

**20. Equity**

Capital Stock

The details of the issued and outstanding number of common shares and amount as at September 30, 2022 and June 30, 2022 are as follows:

	No. of Shares	Amount (At Par)
Authorized - ₱1 par value	5,000,000,000	₱5,000,000,000
Issued and outstanding:		
Balance at beginning and end of year	3,087,829,443	3,087,829,443
Less: Treasury stocks	(5,952,273)	(5,952,273)
Issued and outstanding at end of year	3,081,877,170	₱3,081,877,170

Treasury Stock

Treasury stock acquired as at September 30, 2022 and June 30, 2022 amounted to ₱10.8 million.

Retained Earnings

On November 26, 2021, the Parent Company’s BOD approved the cash dividends amounting to ₱0.05 per share or an aggregate amount of ₱154.1 million in favor of all stockholders of record as at November 29, 2021. The dividends were paid on December 17, 2021.

*Policy on Dividend Declaration.* On September 19, 2017, the BOD of STI ESG adopted a policy on the declaration of dividends starting with Fiscal Year 2017-2018.

The BOD approved a dividend declaration policy equivalent to 25.0% to 40.0% of the core income of the Group from the previous fiscal year, subject to compliance with the requirements of applicable laws and regulations, statutory limitations and/or restrictions, terms and conditions which may be imposed on the Group by lenders or other financial institutions, and the Group's investment plans and financial condition.

Core income is defined as consolidated net income after tax derived from the Group's main business-which is education and other recurring income.

The amount of dividends will be reviewed periodically by the BOD in light of the earnings, financial conditions, cash flows, capital requirements and other considerations, while maintaining a level of capitalization that is commercially sound and sufficient to ensure that the Group can operate on a standalone basis.

Dividends shall be declared and paid out of the Parent Company's unrestricted retained earnings which shall be payable in cash, property or stock to all shareholders on the basis of outstanding stock held by them. Unless otherwise required by law, the BOD, at its sole discretion, shall determine the amount, type and date of payment of the dividends to the shareholders, taking into account various factors, including:

- the level of the Group's earnings, cash flow, return on equity and retained earnings;
- its results for and its financial condition at the end of the year in respect of which the dividend is to be paid and its expected financial performance;
- the projected levels of capital expenditures and other investment programs;
- restrictions on payments of dividends that may be imposed on it by any of its financing arrangements and current or prospective debt service requirements; and such other factors as the BOD deems appropriate.

#### Non-controlling Interests and Other Equity Reserve

On August 4, 2021, the minority shareholders of De Los Santos-STI College and STI ESG entered into deeds of absolute sale wherein STI ESG purchased shares aggregating 480,000, representing 48% of the issued and outstanding capital stock of De Los Santos-STI College, for a total consideration of ₱16.0 million. As a result, De Los Santos-STI College became a wholly owned subsidiary of the Parent Company effective August 4, 2021. Consequently, the carrying value of the equity attributable to non-controlling interests in De Los Santos-STI College amounting to ₱74.4 thousand was derecognized and other equity reserve amounting to ₱15.9 million, representing the difference between the consideration paid by STI ESG and the carrying value of non-controlling interest in De Los Santos-STI College, was recognized in the June 30, 2022 audited consolidated financial statements.

## 21. Revenues

### Disaggregated Revenue Information

The table below shows the disaggregation of revenues of the Group by type of service or goods for the three-month periods ended September 30, 2022 and 2021:

	<b>Three months ended September 30</b>	
	<b>2022</b>	2021
	<b>(Unaudited)</b>	(Unaudited)
Tuition and other school fees	<b>₱227,651,035</b>	₱197,664,599
Educational services	<b>37,474,826</b>	32,788,772
Royalty fees	<b>3,945,007</b>	3,451,702
Sale of educational materials and supplies	<b>67,278,569</b>	12,931,882
Other revenues	<b>23,707,435</b>	20,811,186
<b>Total consolidated revenues</b>	<b>₱360,056,872</b>	₱267,648,141

### Timing of revenue recognition

	<b>Three months ended September 30</b>	
	<b>2022</b>	2021
	<b>(Unaudited)</b>	(Unaudited)
Services transferred over time	<b>₱269,070,868</b>	₱233,905,073
Goods and services transferred at a point in time	<b>90,986,004</b>	33,743,068
<b>Total consolidated revenue</b>	<b>₱360,056,872</b>	₱267,648,141

### Contract Balances

The Group's receivables are disclosed in Note 6 while the contract liabilities are presented as "Unearned tuition and other school fees" in the unaudited interim condensed consolidated statements of financial position. Significant changes in the contract liability include the conduct of online classes in May 2020 up to July 2020 to complete the SY 2019-2020 that extended collection of tuition and other school fees after June 30, 2020 and the shift in the school calendar of SHS and tertiary students from June 2019 to March 2020 and from July 2019 to April 2020, respectively, to September 2020 to June 2021 for SY 2020-2021 (see Note 2) that resulted to change in the timing of revenue recognition.

Revenue recognized from amounts included in the contract liabilities at the beginning of the period amounted to ₱30.6 million and ₱48.7 million for the three-month periods ended September 30, 2022 and 2021, respectively.

There was no revenue recognized from performance obligations satisfied in previous years for the three-month periods ended September 30, 2022 and 2021.

### Performance Obligations

The performance obligations related to revenues from tuition and other school fees are satisfied over time since the students receive and consume the benefit provided by the Group upon performance of the services. The payment for these services is normally due within the related school term(s).

The performance obligations related to revenues from educational services and royalty fees are also satisfied over time since the franchised schools receive and consume the benefit provided by STI ESG upon performance of the services. The payment for these services is normally due within 30 days.

On the other hand, the performance obligations related to the sale of educational materials and supplies and other revenues are satisfied upon receipt by the customers since the control of the goods and

products is transferred at this point. The payment for the sale of educational materials and supplies is generally due within 30 days from delivery.

As at September 30, 2022 and June 30, 2022, the transaction price allocated to the remaining performance obligations (unsatisfied or partially satisfied) amounted to ₱1,275.5 million and ₱30.6 million, respectively. This represents advance payment for tuition and other school fees for the school year commencing after the financial reporting date and will be recognized as tuition and other school fees within the related school term(s). On the other hand, the Group does not have any performance obligations that are expected to be satisfied in more than one year.

---

## 22. Cost of Educational Services

This account consists of:

	<b>Three-months ended September 30</b>	
	<b>2022</b>	<b>2021</b>
	<b>(Unaudited)</b>	<b>(Unaudited)</b>
Depreciation and amortization (see Notes 11, 12 and 15)	<b>₱61,546,968</b>	₱61,471,079
Faculty salaries and benefits	<b>42,613,104</b>	29,677,294
Student activities, programs and other related expenses	<b>12,818,082</b>	14,361,702
Rental	<b>5,346,455</b>	5,480,453
Software maintenance	<b>2,445,095</b>	3,260,765
School materials and supplies	<b>1,935,556</b>	1,081,809
Courseware development costs	<b>83,083</b>	236,391
Internet connectivity assistance	-	11,963,206
Others	<b>922,098</b>	80
	<b>₱127,710,441</b>	<b>₱127,532,779</b>

---

## 23. Cost of Educational Materials and Supplies Sold

This account consists of:

	<b>Three-months ended September 30</b>	
	<b>2022</b>	<b>2021</b>
	<b>(Unaudited)</b>	<b>(Unaudited)</b>
Educational materials and supplies	<b>₱48,996,698</b>	₱10,570,380
Promotional materials	<b>1,258,636</b>	134,755
	<b>₱50,255,334</b>	<b>₱10,705,135</b>

---

## 24. General and Administrative Expenses

This account consists of:

	Three-months ended September 30	
	2022 (Unaudited)	2021 (Unaudited)
Salaries, wages and benefits	₱60,503,680	₱52,991,163
Depreciation and amortization (see Notes 11, 12 and 15)	58,215,531	58,169,608
Provision for ECL (see Note 6)	32,320,200	33,699,608
Light and water	24,979,604	13,454,199
Outside services	19,090,528	13,732,339
Professional fees	18,699,891	16,518,782
Advertising and promotions	8,532,823	19,488,515
Taxes and licenses	7,311,222	6,984,568
Repairs and maintenance	4,581,295	2,496,284
Transportation	4,266,567	2,732,521
Insurance	3,746,192	3,599,847
Meetings and conferences	2,833,624	2,858,110
Rental	2,291,337	2,348,765
Entertainment, amusement, and recreation	1,564,248	1,506,145
Office supplies	1,279,520	1,230,289
Communication	810,913	773,460
Software maintenance	748,883	870,374
Association dues	196,442	191,221
Others	3,470,089	3,669,486
	<b>₱255,442,589</b>	<b>₱237,315,284</b>

## 25. Related Party Transactions

Parties are considered to be related if one party has the ability to control the other party or exercise significant influence over the other party in making financial and operating decisions. This includes: (a) enterprises or individuals owning, directly or indirectly through one or more intermediaries, control or are controlled by, or under common control with the Parent Company; (b) associates; and (c) enterprises or individuals owning, directly or indirectly, an interest in the voting power of the company that gives them significant influence over the Parent Company, key management personnel, including directors and officers of the Group and close members of the family of any such enterprise or individual.

The following are the Group's transactions with its related parties:

Related Party	Amount of Transactions During the Period		Outstanding Receivable (Payable)		Terms	Conditions
	September 30, 2022 (Unaudited)	September 30, 2021 (Unaudited)	September 30, 2022 (Unaudited)	June 30, 2022 (Audited)		
<b>Associates</b>						
STI Accent						
Reimbursement for various expenses and other charges	₱-	₱-	₱48,134,540	₱48,134,540	30 days upon receipt of billings; noninterest-bearing	Unsecured; with provision for impairment
<b>GROW</b>						
Rental income and other charges	170,161	162,058	5,574,451	5,383,871	30 days upon receipt of billings	Unsecured; no impairment

(forward)

Related Party	Amount of Transactions During the Period		Outstanding Receivable (Payable)		Terms	Conditions
	September 30, 2022 (Unaudited)	September 30, 2021 (Unaudited)	September 30, 2022 (Unaudited)	June 30, 2022 (Audited)		
Reimbursement for various expenses and other charges	₱129,884	₱80,921	₱135,229	P-	30 days upon receipt of billings; noninterest-bearing	Unsecured; no impairment
Refundable deposits	-	-	(98,217)	(98,217)	Refundable upon end of contract	Unsecured
<b>STI Holdings</b>						
Advisory fees	3,600,000	3,600,000	-	-	30 days upon receipt of billings; noninterest-bearing	Unsecured; no impairment
<b>STI Alabang</b>						
Educational services and sale of educational materials and supplies	2,821,843	2,773,803	24,340,174	21,729,896	30 days upon receipt of billings; noninterest-bearing	Unsecured; no impairment
<b>STI Marikina</b>						
Educational services and sale of educational materials and supplies	2,854,174	2,150,283	920,397	280,544	30 days upon receipt of billings; noninterest-bearing	Unsecured; no impairment
<i>Affiliates*</i>						
<b>PhilhealthCare, Inc.</b>						
Rental income and other charges	2,493,520	2,733,576	926,058	1,350,614	30 days upon receipt of billings; noninterest-bearing	Unsecured; no impairment
HMO coverage	8,826,325	1,279,243	-	-	30 days upon receipt of billings; noninterest-bearing	Unsecured
Refundable deposits	-	-	(1,950,480)	(1,950,480)	Refundable upon end of contract	Unsecured
<b>Phil First Insurance Co., Inc.</b>						
Utilities and other charges	-	-	10,741	10,741	30 days upon receipt of billings; noninterest-bearing	Unsecured; no impairment
Insurance	250,395	5,076,277	(64,570)	(1,250)	30 days upon receipt of billings; noninterest-bearing	Unsecured
<b>Philippines First Condominium Corporation</b>						
Association dues, utilities and other charges	2,086,889	3,148,669	(3,454)	(268,641)	30 days upon receipt of billings; noninterest-bearing	Unsecured
<b>Philippine Life Financial Assurance Corporation</b>						
Insurance	63,871	1,033	(70,258)	(2,627)	30 days upon receipt of billings; noninterest-bearing	Unsecured
Rental income and related charges	2,918,098	2,921,970	1,129,285	2,179,803	30 days upon receipt of billings; noninterest-bearing	Unsecured; no impairment
Refundable deposits	-	-	(1,950,480)	(1,950,480)	Refundable upon end of contract	Unsecured
<b>STI WNU</b>						
Educational services and sale of educational materials and supplies	9,233,510	713,921	18,134,769	9,515,642	30 days upon receipt of billings; noninterest-bearing	Unsecured; no impairment
Reimbursement for various expenses and other charges	1,510,537	748,880	5,114,935	2,513,039	30 days upon receipt of billings; noninterest-bearing	Unsecured; no impairment
<b>iACADEMY</b>						
Reimbursement for various expenses and other charges	1,109	-	1,109	-	30 days upon receipt of billings; noninterest-bearing	Unsecured; no impairment

(forward)

Related Party	Amount of Transactions During the Period		Outstanding Receivable (Payable)		Terms	Conditions
	September 30, 2022 (Unaudited)	September 30, 2021 (Unaudited)	September 30, 2022 (Unaudited)	June 30, 2022 (Audited)		
<b>Officers and employees</b>						
Advances for various expenses	<b>₱8,577,058</b>	₱705,098	<b>₱20,487,470</b>	₱15,632,949	Liquidated within one month; noninterest-bearing	Unsecured; no impairment
<b>Others</b>						
Rental income and other charges	-	-	<b>1,299,354</b>	1,350,565	30 days upon receipt of billings; noninterest-bearing	Unsecured; no impairment
			<b>₱122,169,271</b>	<b>₱103,810,509</b>		

\*Affiliates are entities under common control of a majority Shareholder

Related party receivables and payables are generally settled in cash.

Outstanding receivables, before any allowance for impairment, and payables arising from these transactions are summarized below:

	September 30, 2022 (Unaudited)	June 30, 2022 (Audited)
Advances to associates and joint venture (see Note 13)	<b>₱48,134,540</b>	₱48,134,540
Educational services and sale of educational materials and supplies (Note 6)	<b>48,510,275</b>	34,039,121
Advances to officers and employees (see Note 6)	<b>20,487,470</b>	15,632,949
Rent, utilities and related receivables	<b>9,076,228</b>	10,275,594
Accounts payable (Note 16)	<b>(4,039,242)</b>	(4,271,695)
	<b>₱122,169,271</b>	₱103,810,509

Outstanding balances of the Parent Company's transactions with subsidiaries which were eliminated during consolidation are as follows:

Related Party	Amount of Transactions During the Period		Outstanding Receivable (Payable)		Terms	Conditions
	September 30, 2022 (Unaudited)	September 30, 2021 (Unaudited)	September 30, 2022 (Unaudited)	June 30, 2022 (Audited)		
<b>Subsidiaries</b>						
<b>STI Caloocan</b>						
Educational services, sale of educational materials and supplies, management fees, and other charges	<b>₱23,880,836</b>	₱18,722,581	<b>₱-</b>	₱-	30 days from billing or cut-off date; noninterest-bearing	Unsecured; no impairment
Reimbursement for various expenses	<b>25,922,223</b>	28,208,592	<b>(240,411,423)</b>	(₱214,489,200)	30 days from billing or cut-off date; noninterest-bearing	Unsecured
Rental income and other related charges	<b>12,572,400</b>	12,572,400	-	-	30 days from billing or cut-off date; noninterest-bearing	Unsecured; no impairment
<b>STI Novaliches</b>						
Educational services, sale of educational materials and supplies, management fees, and other charges	<b>13,030,331</b>	6,766,039	-	-	30 days from billing or cut-off date; noninterest-bearing	Unsecured; no impairment
Reimbursement for various expenses	<b>708,933</b>	749,705	<b>(68,259,887)</b>	(67,486,050)	30 days from billing or cut-off date; noninterest-bearing	Unsecured
Rental income and other related charges	<b>7,680,000</b>	7,680,000	-	-	30 days from billing or cut-off date; noninterest-bearing	Unsecured; no impairment

(forward)



Related Party	Amount of Transactions During the Period		Outstanding Receivable (Payable)		Terms	Conditions
	September 30, 2022 (Unaudited)	September 30, 2021 (Unaudited)	September 30, 2022 (Unaudited)	June 30, 2022 (Audited)		
<b>STI Tuguegarao</b>						
Educational services, sale of educational materials and supplies, management fees, and other charges	P-	P-	₱13,136,613	₱13,136,613	30 days from billing or cut-off date; noninterest-bearing	Unsecured; with provision for impairment
Reimbursement for various expenses	-	-	3,885,410	3,885,410	30 days from billing or cut-off date; noninterest-bearing	Unsecured; with provision for impairment
<b>STI DLS College</b>						
Reimbursement for various expenses	-	-	(47,472,711)	(47,472,711)	30 days from billing or cut-off date; noninterest-bearing	Unsecured; with provision for impairment
<b>STI QA</b>						
Educational services, sale of educational materials and supplies, management fees, and other charges	2,252,321	-	3,096,000	749,455	30 days from billing or cut-off date; noninterest-bearing	Unsecured; with provision for impairment
Reimbursement for various expenses	2,184,869	-	9,858,469	12,254,767	30 days from billing or cut-off date; noninterest-bearing	Unsecured; with provision for impairment
<b>STI Batangas</b>						
Educational services, sale of educational materials and supplies, management fees and other charges	8,046,168	6,045,738	-	-	30 days from billing or cut-off date; noninterest-bearing	Unsecured; no impairment
Reimbursement for various expenses	680,859	1,033,218	-	6,795,765	30 days from billing or cut-off date; noninterest-bearing	Unsecured; no impairment
Rental income and other related charges	3,742,200	3,742,200	27,947,102	28,740,046	30 days from billing or cut-off date; noninterest-bearing	Unsecured; no impairment
<b>STI Hoilo</b>						
Reimbursement for various expenses	5,806	41,989	19,777,864	19,772,058	30 days from billing or cut-off date; noninterest-bearing	Unsecured; with provision for impairment
<b>STI Pagadian</b>						
Educational services, sale of educational materials and supplies,	-	-	5,426,444	5,426,444	30 days from billing or cut-off date; noninterest-bearing	Unsecured; with provision for impairment
Reimbursement for various expenses	-	-	9,022,882	9,022,882	30 days from billing or cut-off date; noninterest-bearing	Unsecured; with provision for impairment
<b>STI Tanauan</b>						
Educational services, sale of educational materials and supplies,	3,660,667	2,547,533	-	-	30 days from billing or cut-off date; noninterest-bearing	Unsecured; no impairment
Reimbursement for various expenses	11,485,835	108,047	(29,309,474)	(17,823,639)	30 days from billing or cut-off date; noninterest-bearing	Unsecured
<b>STI Lipa</b>						
Educational services, sale of educational materials and supplies,	11,200,694	5,941,698	-	-	30 days from billing or cut-off date; noninterest-bearing	Unsecured; no impairment
Reimbursement for various expenses	466,238	687,102	11,403,054	1,928,771	30 days from billing or cut-off date; noninterest-bearing	Unsecured; no impairment
Rental income and other related charges	11,567,745	11,016,900	91,897,051	91,897,051	30 days from billing or cut-off date; noninterest-bearing	Unsecured; no impairment

(forward)

Related Party	Amount of Transactions During the Period		Outstanding Receivable (Payable)		Terms	Conditions
	September 30, 2022 (Unaudited)	September 30, 2021 (Unaudited)	September 30, 2022 (Unaudited)	June 30, 2022 (Audited)		
<b>STI Sta. Maria</b>						
Educational services, sale of educational materials and supplies,	<b>₱8,443,282</b>	₱3,846,654	<b>₱-</b>	<b>₱-</b>	30 days from billing or cut-off date; noninterest-bearing	Unsecured; no impairment
Reimbursement for various expenses	<b>451,957</b>	305,589	<b>52,502,657</b>	49,795,032	30 days upon receipt of billings; noninterest-bearing	Unsecured; no impairment
<b>STI Training Academy</b>						
Reimbursement for various expenses	<b>134,109</b>	1,995,132	<b>36,090,788</b>	35,956,679	30 days upon receipt of billings; noninterest-bearing	Unsecured; no impairment
Rental income and other related charges	<b>1,514,482</b>	-	<b>6,791,962</b>	5,095,742	30 days upon receipt of billings; noninterest-bearing	Unsecured; no impairment
<b>NAMEI Polytechnic Institute of Mandaluyong Inc.</b>						
Reimbursement for various expenses	<b>969,628</b>	367,609	<b>1,304,156</b>	-	30 days upon receipt of billings; noninterest-bearing	Unsecured; no impairment
Rental income and other related charges	-	4,404,586	27,782,266	27,782,266	30 days upon receipt of billings; noninterest-bearing	Unsecured; no impairment
<b>NAMEI Polytechnic Institute, Inc.</b>						
Reimbursement for various expenses	<b>1,815,663</b>	2,126,187	<b>62,419,809</b>	62,689,628	30 days upon receipt of billings; noninterest-bearing	Unsecured; no impairment
Rental income and other related charges	<b>6,104,187</b>	6,222,437	<b>40,349,218</b>	33,620,791	30 days upon receipt of billings; noninterest-bearing	Unsecured; no impairment
			<b>₱37,238,250</b>	<b>₱61,277,800</b>		

## 26. Basic and Diluted Loss Per Share on Net Loss Attributable to Equity Holders of the Parent Company

The table below shows the summary of net loss and weighted average number of common shares outstanding used in the calculation of EPS:

	Three months ended September 30	
	2022 (Unaudited)	2021 (Unaudited)
Net loss attributable to equity holders of the Parent Company (a)	<b>(₱74,993,684)</b>	(₱147,290,499)
Common shares outstanding at beginning and end of period (b) (see Note 20)	<b>3,081,877,170</b>	3,081,877,170
Basic and diluted loss per share on net loss attributable to equity holders of the Parent Company (a)/(b)	<b>(₱0.02)</b>	(₱0.05)

The basic and diluted loss per share are the same for the three-month periods ended September 30, 2022 and 2021 as there are no dilutive potential common shares.

---

## 27. Contingencies and Commitments

### Contingencies

#### a. *Labor Cases*

- i. A former employee filed a Petition with the Supreme Court after the Court of Appeals affirmed the dismissal by the National Labor Relations Commission (“NLRC”) of the former employee’s claims of illegal dismissal against STI ESG (“illegal Dismissal Case”). On August 13, 2014, STI ESG received the Supreme Court’s Decision dated July 9, 2014 which (a) annulled the decision of the Court of Appeals and (b) ordered that STI ESG to reinstate the former employee to her former position, and pay (i) the exact salary, benefits, privileges, and emoluments which the current holder of the position was receiving, (ii) damages and (iii) backwages from the date of the former employee’s dismissal until fully paid, with legal interest (the “SC Decision”).

On November 17, 2014, the Supreme Court issued a resolution which denied with finality STI ESG’s Motion for Reconsideration.

The parties participated in the pre-execution conference of the said SC Decision before a Labor Arbiter in order to determine the total monetary judgment award in favor of the former employee. Both parties agreed that the former employee should receive separation pay in lieu of reinstatement. Consequently, the former employee would receive only a monetary award arising from the SC Decision.

Pursuant to STI ESG’s computation of said award, STI ESG paid the former employee a total amount of ₱4.2 million , exclusive of withholding taxes. Based on said payment, STI ESG moved for the Labor Arbiter to issue a resolution that STI ESG has fully paid the judgment award of the former employee.

The former employee maintains that the computation of STI ESG is incorrect because the latter deemed that the former’s alleged waiver of reinstatement pending appeal by STI ESG on the Illegal Dismissal Case in October 2006 interrupted the running of backwages until present day. The former employee refused to acknowledge that there was such valid waiver on reinstatement pending appeal and averred that she should receive the amount of ₱11.0 million, less payments already made by STI ESG.

On September 9, 2020, the Labor Arbiter issued the Order, wherein he affirmed that the former employee’s refusal to report to work in October 2006 interrupted the running of backwages. Consequently, the former employee was entitled to receive backwages from May 2004 until October 2006. The Labor Arbiter further determined that the attorney’s fees of 10% should be computed from the total monetary award of the former employee, including the separation pay in lieu of reinstatement.

Based on said findings, the Labor Arbiter determined that the former employee’s total monetary award amounted to around ₱4.4 million. Considering the prior payments made by STI ESG to the former employee, STI ESG is ordered to pay the former employee the balance of ₱0.2 million.

The former employee sought to appeal said findings by filing a Notice of Appeal with attached Memorandum instead of a Verified Petition under Rule XII of the NLRC Rules.

After STI ESG opposed said appeal on the ground of improper remedy, the Labor Arbiter issued an Order dated November 5, 2020. In the Order, the Labor Arbiter “noted without action” said

appeal considering that the same is a prohibited pleading. The Labor Arbiter further stated that no other pleading and/or motion in relation to said appeal shall be entertained by the NLRC.

The former employee filed a Petition seeking for the NLRC to consider/allow her erroneous appeal as a Petition filed under Rule XII of the NLRC Rules in resolving the correct computation on the monetary award of the former employee.

After STI ESG filed its Comment to the Petition, the NLRC denied the Petition filed by the former employee. The NLRC affirmed that the former employee failed to comply with the required mode of appeal on an order for execution issued by the Labor Arbiter.

On May 14, 2021, STI ESG received a Petition for Certiorari filed by the former employee with the Court of Appeals.

Upon order of the Court of Appeals, STI ESG filed its Comment to the Petition for Certiorari on December 31, 2021. In the said Comment, STI ESG emphasized that the former employee not only failed to comply with the procedural rules in the NLRC but also did not follow the rules in filing a Petition for Certiorari before the Court of Appeals.

After the Court of Appeals required the parties to file their respective Memoranda, STI ESG filed its Memorandum on August 30, 2022.

On October 14, 2022, the Court of Appeals issued the Decision. In the Decision, the Court of Appeals reversed and set aside the NLRC's denial of the former employee's Petition. The Court of Appeals applied the rule of liberality to excuse the procedural defects of the former employee's appeal on the Labor Arbiter's computation of her judgment award.

Consequently, the Court of Appeals directed the NLRC to resolve the appeal on the computation of the judgment award of the former employee.

Based on the CA Decision, STI ESG will proceed to defend the computation of the Labor Arbiter before the NLRC.

- ii.* A former IT Instructor who eventually became the IT Program Head of STI College Cagayan de Oro, a school owned by STI ESG, filed an illegal dismissal case against STI College Cagayan de Oro on the ground that she was constructively dismissed upon returning from preventive suspension. She, allegedly, no longer had any work to go back to because the STI ESG-owned company purportedly removed her workplace from the school premises. STI ESG countered the complainant's claim that she was dismissed by presenting the complainant's one-liner resignation letter.

The labor arbiter decided that there was neither an illegal dismissal nor resignation to speak of in this case, hence, the parties were ordered to return to status quo which meant reinstatement of complainant to her former position but without backwages, separation pay, or similar benefits. STI ESG was ordered to pay complainant the amount of ₱7.4 thousand representing her unpaid salary for the period March 10-30, 2014. However, the NLRC overturned the labor arbiter's decision upon a dubious motion for partial reconsideration declaring complainant to have been illegally dismissed and ordering STI ESG not only to reinstate her but also to pay her full backwages computed from the time compensation was withheld up to the date of actual reinstatement. STI ESG moved to reconsider the NLRC's decision but to no avail. STI ESG subsequently filed with the Court of Appeals a Petition for Certiorari questioning the decision of the NLRC.

On May 12, 2017, STI ESG received a copy of a Motion for Execution with Prayer for Payment of Separation Pay in Lieu of Reinstatement (“Motion for Execution”) filed by Complainant-Appellant seeking the issuance of a writ of execution for the implementation of the Resolution dated June 30, 2016 issued by the Honorable Eight Division, National Labor Relations Commission, Cagayan de Oro City. On May 22, 2017, STI ESG filed its Opposition to the Motion for Execution.

In the June 5, 2017 hearing on the motion for execution, STI ESG reiterated that it is amenable to reinstating complainant but as a Part-time Full Load faculty member. Complainant countered that she is not interested in reinstatement but would rather be paid her backwages and separation pay. STI ESG manifested that it already filed its opposition thereto and that there is still a need for the official computation of the backwages and separation pay. The complainant manifested that she will file her reply to STI ESG’s opposition.

On June 2, 2017, STI ESG received a copy of the Minute Resolution of the Court of Appeals dated January 12, 2017 dismissing its Petition for Certiorari. STI ESG filed its Motion for Reconsideration on June 21, 2017.

Meanwhile, on July 12, 2017, STI ESG received an Order from the Office of the Labor Arbiter granting the Motion for Execution filed by Complainant. STI ESG also received on July 21, 2017 a copy of the Writ of Execution issued by Office of the Labor Arbiter directing the payment of ₱0.5 million to Complainant and her immediate reinstatement. In compliance with the Writ of Execution, Complainant was paid the amount of ₱0.5 million and was reinstated to her former position.

On September 25, 2017, the Court of Appeals resolved to grant STI ESG’s motion for reconsideration and reinstated STI ESG’s petition for certiorari. The complainant was then directed to file her comment to the petition while STI ESG was directed to file its reply to Complainant’s comment.

On January 15, 2018, the Court of Appeals resolved that Complainant is deemed to have waived her filing of a comment to the petition for certiorari and directed the parties to file their respective memorandum. Consequently, with the filing of the parties’ respective memorandum, the Court declared the petition submitted for decision.

On July 11, 2018, STI ESG received a copy of the Decision of the 21<sup>st</sup> Division, Court of Appeals, CDO, setting aside the resolution of the NLRC declaring complainant to have been illegally dismissed and awarding the payment of backwages. In the same decision, the Court of Appeals dismissed the charge of illegal dismissal for lack of merit. However, STI College CDO was directed to pay complainant the sum of ₱7.4 thousand representing her unpaid salary for the period March 10 to 30, 2014.

On September 5, 2018, STI ESG received a copy of the Motion for Reconsideration filed by the complainant with the Court of Appeals. STI ESG filed its Comment to the Motion for Reconsideration of the complainant on November 12, 2018.

On January 24, 2019, STI ESG received a copy of the Resolution of the Court of Appeals denying the Motion for Reconsideration filed by the complainant. On April 22, 2019, STI ESG received a copy of the Entry of Judgment of the Decision dated June 29, 2018.

On July 2, 2019, STI ESG sent a demand letter to recover the amount previously awarded to

complainant.

As at November 21, 2022, STI ESG is preparing the necessary motion for the recovery of the ₱0.5 million.

- iii.* The case stemmed from a Complaint for illegal dismissal filed by former employees of STI Davao. They were formerly the Chief Executive Officer (CEO) and Chief Operating Officer (COO) of STI Davao, until they were separated from service effective June 23, 2009.

On September 3, 2009, STI Davao filed a Motion to Dismiss before the Labor Arbiter and prayed for the dismissal of the Complaint for illegal dismissal on the ground that the Labor Arbiter and the NLRC have no jurisdiction over the case. STI Davao argued that Complainants are not mere employees, but are rather corporate officers of STI Davao. As such, the controversy involving their removal involves an intra-corporate dispute which falls within the jurisdiction of the regular courts.

The Labor Arbiter issued an Order on December 16, 2009 which granted the Motion to Dismiss filed by STI Davao. The Labor Arbiter ruled that Complainants are corporate officers, and are not mere employees, of STI Davao whose removal from office is not within the ambit of the jurisdiction of the NLRC.

The Complainants filed an appeal before the NLRC. On September 30, 2010, the NLRC issued a Resolution affirming the Labor Arbiter's Order dated December 16, 2009. While they subsequently filed a Motion for Reconsideration, such motion was denied by the NLRC.

Complainants then elevated the case to the Court of Appeals via a Petition for Certiorari. On February 14, 2014, the Court of Appeals rendered a Decision annulling the assailed Resolutions of the NLRC and found that Complainants are not corporate officers, but are rather mere employees, of STI Davao. The case was thus ordered to be remanded to the Labor Arbiter for reception of evidence. While STI Davao filed a Motion for Reconsideration, such motion was denied by the Court of Appeals.

STI Davao eventually elevated the case to the Supreme Court via a Petition for Review on Certiorari. Through a Resolution dated August 19, 2015, the Supreme Court denied the Petition. STI Davao's Motion for Reconsideration was likewise denied by the Supreme Court.

In the September and October 2017 hearings with the Labor Arbiter, Complainants proposed for the amicable settlement of their claims the payment of their separation pay, backwages, monetary benefits, as well as damages with attorney's fees. The Complainants' said they are willing to accept the amicable settlement of the case with a total amount of ₱33.2 million.

No amicable settlement was reached by the parties, hence, they were directed to file their respective position papers. Consequently, STI ESG and the Complainants filed their position paper. On March 14, 2018, STI ESG received a copy of the Position Paper of complainants. On April 5, 2018, STI ESG filed its Reply to the Position Paper of complainants.

In a decision dated June 28, 2018, the Labor Arbiter dismissed the complaint for lack of merit. On August 2, 2018, STI ESG received a copy of the Memorandum of Appeal filed by complainants with the NLRC. STI ESG filed its Answer to Appeal with the Eighth Division of the NLRC in Cagayan De Oro City where it was emphasized that the complainants had failed to show that the Arbiter a quo committed grave abuse of discretion and/or serious errors in

rendering the assailed Decision, particularly in declaring that the complainants were lawfully terminated on the ground of loss of trust and confidence.

In a Decision dated February 13, 2019, the Eighth Division of the NLRC in Cagayan De Oro City dismissed the Appeal filed by the complainants and hereby affirmed the earlier Decision of Labor Arbiter dated June 28, 2018. A motion for reconsideration dated March 4, 2019 was filed by the complainants. On March 25, 2019, STI ESG filed its Opposition to the Motion for Reconsideration filed by the complainants. In a Resolution dated March 26, 2019, the Eighth Division of the NLRC in Cagayan De Oro City denied the Motion for Reconsideration filed by the complainants.

On June 10, 2019, STI ESG received a copy of the Petition for Certiorari filed by complainants with the Court of Appeals in Cagayan De Oro City. On July 4, 2019, STI ESG received a copy of the Resolution dated June 25, 2019 of the Court of Appeals in Cagayan De Oro City dismissing the Petition for Certiorari filed by complainants for failure to comply with the requirements for filing said petition.

A motion for reconsideration dated July 18, 2019 on the said resolution of the Court of Appeals in Cagayan De Oro City dismissing the Petition for Certiorari was filed by complainants. As at September 11, 2019, STI ESG filed its Comment to the motion for reconsideration of the complainants.

In a Resolution dated January 31, 2021, the Supreme Court dismissed the Petition for Certiorari filed by the complainants for being filed out of time.

On April 7, 2021, STI ESG received a copy of the Motion for Reconsideration filed by one of the complainants. On May 5, 2021, STI ESG filed its comment on the Motion for Reconsideration. In a Resolution dated July 12, 2021, the Special Second Division of the Supreme Court denied the Motion for Reconsideration filed by one of the complainants and directed the issuance of Entry of Final Judgement.

As at November 21, 2022, STI ESG is yet to receive the Entry of Final Judgement.

- iv. This is a case for constructive illegal dismissal filed by a former probationary faculty member of STI College Legazpi. In a decision dated July 18, 2020, the Labor Arbiter dismissed the complaint for lack of merit. However, the Labor Arbiter directed the payment of holiday pay covering complainant's period of employment, salary and other benefits covering the period of November 18, 2019 up to date of the decision as backwages during the period of preventive suspension beyond the 30-day period and 10% of the total monetary award as attorney's fees, amounting to a total of ₱0.2 million.

STI ESG filed a partial appeal of the decision of the Labor Arbiter with the NLRC and in the Decision dated 10 March 2021, the NLRC granted the partial appeal of STI ESG and modified the Decision of the Labor Arbiter by deleting the monetary award in the total amount of ₱0.2 million. Thereafter, complainant filed a petition for certiorari with the Court of Appeals.

In a Resolution dated July 29, 2022 received on August 17, 2022, the Court of Appeals directed STI ESG to file its Comment to the Petition for Certiorari of the complainant within ten (10) days from notice without necessarily giving due course to the said petition. On August 30, 2022, STI ESG filed its Comment to the Petition for Certiorari of complainant.

On September 23, 2022, STI ESG received a copy of a motion for extension of time to file comment on the petition for certiorari and compliance of the Public Attorney's Office, legal counsel for the complainant. However, such motion is erroneous as what is required of the complainant is the filing of a reply to STI ESG's comment to the petition for certiorari. On October 10, 2022, the complainant's legal counsel filed a manifestation (in lieu of reply) stating that the complainant do not intend to file a reply to STI ESG's comment anymore.

STI ESG is waiting for any action from the Court of Appeals on the pending incidents.

- b. *Specific Performance Case.* STI College Cebu, Inc. (STI Cebu) and STI ESG's Finance Officer were named defendants in a case filed by certain individuals for specific performance and damages. In their Complaint, the Plaintiffs sought the execution of Deed of Absolute Sale over a parcel of land situated in Cebu City on the bases of an alleged perfected contract to sell.

The Defendants filed the Consolidated Answer to the Amended Complaint on August 30, 2017. In the Consolidated Answer, Defendants asserted that there is no perfected contract to sell or of sale between STI ESG and the Plaintiffs considering that (a) there is no Board approval on the sale of the Subject Property; (b) lack of definite terms and conditions thereof; and (c) STI ESG's Finance Officer has no authority to bind STI ESG on the alleged contract to sell or sale of the Subject Property.

After the parties completed the presentation of evidence and filed their respective Memoranda, the Defendants received the Decision of the Trial Court on June 22, 2020.

In the Decision dated June 18, 2020, the Trial Court determined that there was no perfected contract to sell over the Property. The Trial Court affirmed that the Plaintiffs failed to obtain the consent of STI ESG. There was no evidence showing that STI ESG, through its Board of Directors, (a) gave its consent to the sale or (b) authorized Defendant Finance Officer to sell the Property in favor of the Plaintiffs.

The Trial Court, however, determined that Defendant Finance Officer is liable to pay the Plaintiffs the total amount of ₱0.2 million representing temperate and exemplary damages ("Damages"). The Trial Court determined that the actions of STI ESG's Finance Officer insofar as (a) receipt of the earnest money, (b) lack of written authority from STI ESG during the negotiation and (c) continued assurances to the Plaintiffs in relation to the BIR ruling on the tax-free exchange and then sudden withdrawal from the transaction constitute bad faith.

Lastly, the Trial Court ordered STI ESG to return the amount of ₱0.3 million it received from the Plaintiffs as "earnest money" with interest rate of 6% per annum from receipt thereof on March 30, 2011 until latter's tender of the same to the Plaintiffs on July 2, 2015.

Both parties filed their respective Partial Motion for Reconsideration insofar as the (a) dismissal of the Complaint and (b) award of Damages.

On August 25, 2020, the Trial Court issued its Order, which modified the Decision only insofar as requiring STI ESG's Finance Officer to pay an additional ₱50.0 thousand as attorney's fees in favor of the Plaintiffs. The rest of the findings in the Decision is affirmed.

Both the Plaintiffs and the Finance Officer filed their respective Notice of Appeal.



On December 1, 2020, STI ESG and the Defendant Finance Officer received the Notice, which requires the Appellants (Plaintiffs and the Defendant Finance Officer) to file their respective Appellant's Brief within forty-five (45) days from receipt of the Notice.

On January 25, 2021, STI ESG received the Appellant's Brief filed by the Plaintiffs.

On March 11, 2021, STI ESG filed its Appellee's Brief.

On May 6, 2021, STI ESG received the Reply Brief filed by the Plaintiffs.

As at November 21, 2022, the appeal filed by the Plaintiffs is deemed submitted for resolution.

- c. *Complaint for Damages filed by GATE (formerly STI-College Santiago, Inc.)*. Global Academy of Technology and Entrepreneurship, Inc. (GATE) filed a complaint for Damages against STI ESG for its non-renewal of the Licensing Agreement despite the former's alleged compliance with the latter's audit recommendations. On the basis of such alleged invalid non-renewal of the Licensing Agreement, GATE seeks for (a) moral damages in the amount of ₱0.5 million, (b) exemplary damages in the amount of ₱0.5 million and (c) attorney's fees in the amount of 15% of the amount to be awarded and ₱3.0 thousand per court appearance.

On June 9, 2017, STI ESG filed its Answer to the Complaint. In the Answer, STI ESG reiterated its position that GATE has no cause of action against it because its decision not to renew the Licensing Agreement is in accordance with contractual stipulations therein that its renewal is upon mutual agreement of both parties. Considering the effectivity period of the Licensing Agreement expired on March 31, 2016 without being renewed by both parties, GATE cannot claim any damages for STI ESG's lawful exercise of its rights under the Licensing Agreement.

After the parties completed the presentation of their respective evidence, STI ESG received the Decision of the Trial Court on February 4, 2020.

In the Decision dated January 16, 2020, the Trial Court dismissed the instant case because the Plaintiffs failed to establish that STI ESG acted in abuse of rights when it refused to renew the Licensing Agreement with the Plaintiffs. The Trial Court confirmed that said Agreement clearly provided that the same can only be renewed by mutual agreement of the parties.

The Trial Court also ordered the payment by the Plaintiffs of STI ESG's counterclaim in the amount of ₱0.3 million as attorney's fees plus cost of suit.

Despite filing a Motion for Reconsideration, the Trial Court affirmed its dismissal of the Plaintiff's claim and the award of litigation cost in favor of STI ESG in an Order dated July 6, 2020.

On August 3, 2020, STI ESG received the Notice of Appeal filed by the Plaintiff.

After the parties filed their respective briefs, the Court of Appeals promulgated its Decision on July 12, 2022. In the Decision, the Court of Appeals affirmed the order of the Trial Court.

After the Plaintiff filed its Motion for Reconsideration on the said Decision, STI ESG filed its Comment and Opposition on September 5, 2022.

The said Motion for Reconsideration is deemed submitted for resolution.

- d. *Criminal Case.* A complaint for qualified theft was filed by STI ESG against its former school accounting supervisor and acting school accountant (former supervisor/accountant). In the complaint, STI ESG alleged that said former supervisor/accountant manipulated the payroll registers of STI College Global City by including the name of a former faculty member of STI College Global City in the payroll registers and placing a corresponding salary and 13<sup>th</sup> month pay beside said faculty member's name. The salary of said former faculty member was deposited in a bank account belonging to the former supervisor/accountant. The total amount deposited to the bank account of the former supervisor/accountant through this scheme amounted to ₱0.2 million.

The complaint for qualified theft was filed with Office of the City Prosecutor of Taguig City. Summons to the former supervisor/accountant was returned undelivered despite STI ESG providing additional addresses of the former supervisor/accountant where the summons could be served.

After the former supervisor/accountant failed to appear on two preliminary investigations, the complaint was submitted for resolution.

On September 8, 2016, STI ESG filed an Ex-Parte Motion for Early Resolution to resolve the case pointing out that more than 16 months have elapsed since the matter was submitted for resolution.

On August 4, 2022, the City Prosecutor of Taguig City issued the Resolution, which recommended the filing of Information against the former supervisor/accountant for qualified theft.

Based on the records of the case, the Information for Qualified Theft was filed before Branch 153-RTC Pasig (Taguig Hall of Justice).

While Warrant of Arrest was issued for the case, the former Supervising Accountant has not been apprehended.

Consequently, the Court, in its Order dated October 27 2022, ordered the case to be archived without prejudice to prosecute the same as soon as the accused is apprehended.

- e. *Breach of Contract.* STI ESG engaged the services of Mobeelity Innovations, Inc. (MOBEELITY) to deploy its digital classroom pilot, also known as e-Learning Management System (eLMS) and MOBEELITY committed to provide the necessary applications suite of the intended learning management system of STI ESG.

MOBEELITY undertook to provide STI ESG with access to the EDU 2.0 LMS (now known as NEO) and iMEET virtual classroom. MOBEELITY committed to provide STI ESG with online and on-site technical support for the implementation of the EDU 2.0 LMS and iMEET virtual classroom. Furthermore, MOBEELITY committed to provide STI ESG with all updates and modifications to EDU 2.0 LMS and iMEET virtual classroom free of charge. Out of these 2 platforms, STI ESG was only able to avail of and utilize the EDU 2.0 LMS under the agreement.

MOBEELITY provided STI ESG access to the EDU 2.0 LMS. EDU 2.0 LMS is a product of Cypher Learning, and MOBEELITY was an authorized reseller of this product. In accordance with the terms of the Agreement, STI ESG paid MOBEELITY the sum of ₱3.3 million as downpayment for services to be rendered by MOBEELITY for the First Semester of SY 2016-2017 or from June to November 2016.

On June 12, 2016, it came to the attention of STI ESG that Cypher Learning had terminated its relationship with MOBEELITY due to the fraudulent acts committed by MOBEELITY against Cypher Learning.

Pursuant to the arbitration clause of the Memorandum dated September 8, 2014 (Memorandum) executed by STI ESG and MOBEELITY, STI ESG initiated the instant ad hoc arbitration to settle a dispute involving the reimbursement of ₱3.3 million by MOBEELITY due to a breach of its obligations under the Memorandum.

After due proceedings, the Arbitral Tribunal issued the arbitral award dated August 9, 2018 wherein MOBEELITY is required to pay STI ESG the amount of ₱3.3 million and arbitration cost of ₱0.9 million.

STI ESG, through counsel, will file the appropriate petition before the Regional Trial Court of Makati City for the execution of the aforesaid arbitral award as required by law. However, STI ESG needs to identify any assets of MOBEELITY in order for the motion for execution to be effective.

The total receivables of STI ESG from MOBEELITY amounted to ₱4.2 million. An equivalent allowance for estimated credit losses has been recognized as at September 30, 2022 and June 30, 2022.

- f. *Syndicated Estafa*. This is a complaint filed against STI ESG and its director by the president of a franchisee of STI ESG with the Provincial Prosecution Office of Rizal.

In the complaint, said officer alleged that STI ESG illegally took over the operations of STI Tanay, and used the tuition fees it collected for its benefit. Based on his estimation, said alleged tuition fees was around ₱12.0 million.

On December 29, 2020, STI ESG, through its representative, filed its Counter-Affidavit and presented evidence/documents showing that STI ESG managed STI Tanay (a) when said officer initially allowed the same while there was an ongoing negotiation for the purchase of STI Tanay, and (b) the take-over provisions of the Licensing Agreement triggered by the violations committed by the franchisee on said agreement.

Moreover, STI ESG further asserted that the complaint should be dismissed because the aforesaid president failed to attach/present a written authority from STI Tanay, which allowed him to file the complaint, and represent said corporation in the proceedings.

Lastly, said president included as a respondent a director who was not involved in the operations and management of STI Tanay during the take-over of STI ESG.

On September 28, 2021, STI ESG received the Resolution dated February 4, 2021 which dismissed the complaint.

No Motion for Reconsideration was filed by the complainant.

Pursuant to the Memorandum of Agreement dated July 29, 2022 executed by the parties in a related case, this case is deemed terminated.

- g. *Extra-Judicial Foreclosure*

- i. STI ESG filed two (2) Petition(s) for Extra-Judicial Foreclosure of Real Estate Mortgage under Act No. 3135, as amended (Petitions) over properties located in (a) Pasig and (b) Tanay, Rizal.

On November 4, 2019, DBP and STI ESG executed a Deed of Assignment, wherein the latter acquired all rights and obligations arising from the following:

1. Term Loan Agreement dated February 10, 2014 between DBP and STI Tanay for a loan amounting to ₱51.0 million, which is supported by four (4) Promissory Notes (Subject Loan);
2. Term Loan Agreement dated April 5, 2016 between DBP and STI College Tanay, Inc. (STI Tanay) for a loan amounting to ₱24.5 million, which is supported by five (5) Promissory Notes (Subject Loan);
3. Credit Line Agreement dated June 7, 2018 wherein DBP extended a credit line to STI Tanay up to a maximum amount of ₱6.0 million (Credit Line);
4. Real Estate Mortgage dated May 5, 2014 executed by STI Tanay in favor of DBP over a parcel of land and improvements with an area of 5,502 sq.m. located in Tanay, Rizal, which contains a provision allowing the foreclosure of mortgage extrajudicially in accordance with Act No. 3135 (Mortgage); and
5. Additional Real Estate Mortgage dated April 8, 2016 executed by STI Tanay, and Alejandro J. Bernardo married to Loretta Jabson Bernardo (Third Party Mortgagor) in favor of DBP over a parcel of land with an area of 567 sq.m. located in Pasig City (Subject Property), which contains a provision allowing the foreclosure of mortgage extrajudicially in accordance with Act No. 3135 (Mortgage).

Said Deed of Assignment includes other loans obtained by STI Tanay from DBP (collectively, the "Loans").

Due to STI Tanay's failure to pay the Loans, STI ESG sent a Notice of Default dated February 14, 2020 to STI Tanay and Third Party Mortgagor. In the said Notice, STI ESG declared that the loans of STI Tanay amounting to ₱80.3 million as of December 31, 2019 to be immediately due and demandable, and STI ESG demanded full payment thereof.

Due to STI Tanay's failure to pay said Loans, STI ESG filed the instant Petition to foreclose the property covered by the Mortgage for the satisfaction of the former's outstanding obligation in the subject Loan and Credit Line amounting to ₱99.0 million as of November 30, 2020.

The Extrajudicial Foreclosure Sale for the property located in Pasig City was conducted on March 16, 2021 and declared STI ESG as the winning bidder. A Certificate of Sale was annotated on the title on August 5, 2021. Within the one (1) year redemption period, Mr. Alejandro Bernardo, through counsel, manifested his intention to redeem the Pasig Property. On November 17, 2021, STI ESG submitted the Statement of Account, which will be used to compute the redemption price for the Subject Property.

With respect to the Tanay, Property, the Extrajudicial Foreclosure Sale was conducted on March 15, 2022. At the conclusion of the Extrajudicial Foreclosure Sale, STI ESG was declared as the winning bidder. STI ESG obtained the Certificate of Sale covering the Tanay Property dated April 11, 2022. The said Certificate of Sale was annotated on the title by the Registry of Deeds of Rizal, Morong Branch on May 5, 2022.

Pursuant to the Memorandum of Agreement dated July 29, 2022 executed by the parties in the Complaint for annulment of Extrajudicial Foreclosure Proceedings, the Tanay Property was conveyed/assigned to STI ESG while the Pasig Property was redeemed by the Plaintiffs.

- ii. This is a Complaint for annulment of Extrajudicial Foreclosure Proceedings with application for 72-hour and 20-day Temporary Restraining Order (“TRO”) and/or Writ of Preliminary Injunction (Complaint) filed by STI Tanay and Spouses Alejandro J. Bernardo and Loretta Jabson Bernardo (Mortgagors) (collectively, the “Plaintiffs”) against the named Defendants.

On June 22, 2021, STI ESG received the Complaint. Based on the Complaint, the Plaintiffs alleged that STI ESG, as the assignee of the loan of STI Tanay with DBP, foreclosed on the Mortgagors’ parcel of land with an area of 567 sq.m. located in Pasig City (Subject Property).

While the Complaint did not allege any procedural and/or substantive defects on the foreclosure proceedings, the Plaintiffs attempted to use the alleged illegal take-over of the operations of STI Tanay to support the instant case.

Based on the said allegations in the Complaint, the Plaintiffs sought for the issuance of restraining orders to enjoin the registration of the Certificate of Sale and the alleged take-over of STI Tanay.

After the due proceedings on the TRO, the Trial Court denied the issuance of the TRO and/or Writ of Preliminary Injunction on July 12, 2021.

On November 12, 2021, STI ESG and a director defendant (Defendants) filed a Joint Answer Ad Cautelam. In the Joint Answer, the Defendants asserted the dismissal of the Complaint because of the Plaintiffs did not raise any valid grounds to annul the foreclosure of mortgage. Moreover, the Plaintiffs have manifested their intention to redeem the subject Property, which further affirms the validity of the foreclosure proceedings.

The pre-trial conference for the case was originally scheduled on January 18, 2022. However, the same was cancelled in light of the Supreme Court’s directives to physically close all courts in areas under Alert Level 3 due to the surge of COVID-19 cases. The National Capital Region (NCR) and the province of Rizal were under Alert Level 3 until January 31, 2022.

After the pre-trial conference, the case was referred to Judicial Dispute Resolution upon motion by the parties.

After several negotiations for settlement, the parties entered into a Memorandum of Agreement on July 29, 2022. Based on the Memorandum of Agreement, the parties agreed to settle all liabilities by (a) assigning and conveyance of the Tanay Property and (b) redemption of the Pasig Property by the Plaintiffs. Other commercial terms and conditions were agreed upon by the party to terminate all pending cases and release of any other claims against each other.

Upon motion by the parties, the aforesaid Agreement was submitted for approval by the parties.

Considering the foregoing circumstances, the case is deemed terminated due to the amicable settlement by the parties.

- h. Due to the nature of the Parent Company’s business, it is involved in various legal proceedings, both as plaintiff and defendant, from time to time. The majority of outstanding litigation involves illegal dismissal cases under which faculty members have brought claims against the Parent

Company by reason of their faculty and/or employment contracts. Management and its legal counsels believe that the Parent Company has substantial legal and factual bases for its position and are of the opinion that losses arising from these legal actions and proceedings, if any, will not have a material adverse impact on the Group's unaudited interim condensed consolidated financial statements.

- i. Other subsidiaries also stand as the defendant of various lawsuits and claims filed by their former employees. The complainants are seeking payment of damages such as backwages and attorney's fees. Management and its legal counsels believe that the subsidiaries have substantial legal and factual bases for their position and are of the opinion that losses arising from these legal actions and proceedings, if any, will not have a material adverse impact on the Group's unaudited interim condensed consolidated financial statements.

### Commitments

#### a. Financial Commitments

The ₱250.0 million Term Loan/Rediscounting Line Facility approved for STI ESG is secured by a Comprehensive Surety issued by the Parent Company in favor of LandBank executed on September 16, 2020. As at June 30, 2021, STI ESG has drawn from its Term Loan/Rediscounting Line Facility an aggregate amount of ₱22.1 million, of which ₱9.5 million is due within the next twelve months. The term of the borrowing is coterminous with the promissory notes executed by the parents/benefactors of the students. The first and second drawdowns amounting to ₱10.0 million and ₱12.1 million, respectively, are maturing in August 2022 and January 2023, respectively, for the 20-month tenor and August 2023 and January 2024, respectively, for the 30-month tenor.

The Parent Company has ₱115.0 million domestic bills purchase lines from various local banks as at September 30, 2022 and June 30, 2022, specifically for the purchase of local and regional clearing checks. Interest on drawdown from such facility is waived except when drawn against returned checks to which the interest shall be the prevailing lending rate of such local bank. This facility is on a clean basis.

#### b. Capital Commitments

As at September 30, 2022, STI ESG's contractual commitments include obligations for the renovation of office condominium units owned by STI ESG. The related contract costs aggregated to ₱88.0 million of which ₱68.7 million have been paid as at September 30, 2022.

STI ESG's contractual commitments also include obligation for the construction of the STI Training Academy Center and renovation works for STI Naga, STI Tanauan and STI Baguio with an aggregate project cost of ₱35.4 million of which ₱33.2 million and ₱32.8 million have been paid as at September 30, 2022 and June 30, 2022, respectively.

As at September 30, 2022 and 2021, STI ESG has contractual commitments and obligations for the construction of STI Legazpi with an aggregate project cost of ₱251.8 million of which ₱238.3 have been paid as at September 30, 2022 and June 30, 2022, respectively.

#### c. Others

- i. On April 21, 2017, STI ESG, Mr. Tony Tan Caktiong (TTC), STI Tanauan, and Injap Investments, Inc. (Injap), referred collectively as the Joint Venture Parties, entered into an

agreement to transform STI Tanauan into a Joint Venture Company which shall operate a farm-to-table school that offers courses ranging from farm production to food services.

The Joint Venture Parties also agreed to increase STI Tanauan's authorized capital stock to an amount that will be agreed by the Joint Venture Parties in a separate agreement. As agreed by the Joint Venture Parties, the increase in the authorized capital stock will be funded through STI Tanauan's declaration of stock dividends to STI ESG based on STI Tanauan's unrestricted retained earnings as at March 31, 2017 and cash payments by the Joint Venture Parties.

The equity sharing in the Joint Venture Company would be 60%, 25% and 15% for STI ESG, TTC and Injap, respectively.

On June 21, 2017, in separate meetings, the stockholders and the BOD of STI Tanauan approved the increase in the authorized capital stock of the corporation from ₱1.0 million divided into 10,000 shares with a par value of ₱100 to ₱75.0 million divided into 750,000 shares with a par value of ₱100. The increase will be funded through the declaration of stock dividends and cash subscriptions by the shareholders. In the same meeting, the stockholders and the BOD approved the declaration of 150,000 shares as stock dividends with an aggregate par value of ₱15.0 million to be distributed to stockholders of record as at March 31, 2017 based on the unrestricted retained earnings of STI Tanauan as shown in its audited financial statements as at March 31, 2017.

On January 24, 2018, STI ESG subscribed to and fully paid for 35,000 shares at a subscription price of ₱495 per share for a total of ₱17.3 million.

On February 26, 2018, STI Tanauan applied with the SEC to increase its authorized capital stock from ₱1.0 million to ₱75.0 million.

On March 2, 2018, the SEC approved the increase and issued the Certificate of Approval on Increase of Capital Stock.

On March 3, 2018, STI Tanauan issued to STI ESG stock dividends of 150,000 shares and 35,000 shares as subscribed by the latter.

Considering the pandemic and its effects on the economy, the parties decided to hold the project in abeyance. In the meantime, STI Tanauan remains a wholly-owned subsidiary of STI ESG and is continuing its operations.

- ii. On December 17, 2018, the CHED, Unified Student Financial Assistance System for Tertiary Education Board (UniFAST) and STI ESG signed a memorandum of agreement to avail of the Tertiary Education Subsidy (TES) and Student Loan Program (SLP) for its students under the "Universal Access to Quality Tertiary Education Act" (UAQTEA) and its Implementing Rules and Regulations (IRR). RA No. 10931 or the UAQTEA and its IRR provide among others, that to support the cost of tertiary education or any part or portion thereof, TES and SLP are established for all Filipino students who shall enroll in undergraduate and post-secondary programs of private HEIs. Accordingly, the TES and the SLP shall be administered by the UniFAST Board. The annual TES for students, subject to guidelines and implementing rules and regulations on the release of TES, enrolled in SUCs or CHED recognized LUCs is ₱40.0 thousand. Students enrolled in select private HEIs who are qualified to receive the TES, are entitled to ₱60.0 thousand. The TES sharing agreement states that ₱40.0 thousand shall go to the TES student grantee and ₱20.0 thousand to the private HEI. The subsidy is for Tuition

and other related school fees and should cover the living allowance, books, supplies, transportation and miscellaneous expense. Additional benefits are likewise given to Persons with Disabilities (PWDs) and graduates of programs with licensure exams amounting to ₱30.0 thousand per annum and ₱10.0 thousand, respectively. Under the TES program, CHED pays directly the schools where these students enrolled.

- iii. On October 21, 2019, STI ESG, acting on its own and in behalf of NAMEI Polytechnic Institute Inc. (collectively referred to as “STI”) and Raft Shore People, Inc. (RAFT), entered into a Cooperation Agreement (the “Agreement”) to work together to ensure that the seafarers of the Philippines continue to be the preferred employees of international shipping companies. In summary, the parties agree as follows:
1. Establish a culinary school offering modular culinary courses which shall prepare the students to work on board cruise vessels and to jointly oversee the preparation and implementation of modular culinary and catering courses.
  2. To jointly oversee the preparation and implementation of the curriculum for courses such as Bachelor of Science in Marine Transportation, Bachelor of Science in Marine Engineering, Senior High School Maritime track and Maritime Information Technology Programs. The parties likewise endeavor to enhance the curriculum with electives or additional modular courses in keeping with the requirements of the international shipping industry and the International Convention on Standards of Training, Certification and Watchkeeping for Seafarers (STCW).
  3. To engage the Dean and other administrators as well as the members of the faculty who are professionals and are highly qualified to provide the students with the requisite education and training which will prepare them for work on board vessels.

The parties recognize that RAFT has already incurred expenses, including faculty costs in preparation for this cooperation agreement. As such, STI will reimburse RAFT US\$150,000, with 50% payable upon signing of the agreement while the remaining 50% will be payable within calendar year 2020. Additionally, and as compensation for jointly overseeing and providing academic governance, selection and management of faculty, as well as curriculum and courseware preparation and implementation for the courses agreed upon, STI shall pay RAFT the sum of US\$10,000 per month beginning January 2020. The parties also agreed that a variable compensation of 5% of the tuition fee shall be paid to RAFT when the student population reaches 2,000 plus an additional 1% variable compensation for every 1,000 enrollees while RAFT shall receive 5% of tuition fee for the culinary/hospitality programs upon reaching a student population of 2,000 plus 1% variable compensation for every 1,000 enrollees. Said variable compensation may be increased from year to year at the discretion of the governing board.

With the current developments in the economy and in the industry, STI ESG and RAFT have started discussing the terms of the agreement and updating the provisions to be aligned with the practices considering the adjustments made in the industry as a result of the pandemic.



**28. Changes in Liabilities Arising from Financing Activities**

	June 30, 2022	Cash Flows	Income on Rent Concessions	Interest Expense	Reclassified as Current	Effect of Lease Termination/Modification (see Note 11)	New Leases	September 30, 2022
Current portion of interest-bearing loans and borrowings	₱159,544,753	(₱244,012,094)	₱-	₱-	₱152,095,669	₱-	₱-	₱67,628,328
Bonds payable	2,980,515,064	-	-	1,290,807	-	-	-	2,981,805,871
Interest-bearing loans and borrowings – net of current portion	1,052,687,728	-	-	(318,260)	(152,095,669)	-	-	900,273,799
Lease liabilities	317,614,362	(29,358,996)	-	5,065,310	-	(4,533,238)	19,713,487	308,500,925
Dividends payable	14,186,826	-	-	-	-	-	-	14,186,826
Interest payable	23,932,919	(85,005,533)	-	66,558,948	-	-	-	5,486,334
	<b>₱4,548,481,652</b>	<b>(₱358,376,623)</b>	<b>₱-</b>	<b>₱72,596,805</b>	<b>₱-</b>	<b>(₱4,533,238)</b>	<b>₱19,713,487</b>	<b>₱4,277,882,083</b>

	June 30, 2021	Cash Flows	Income on Rent Concessions	Interest Expense	Reclassified as Current	Effect of Lease Termination/Modification (see Note 11)	New Leases	September 30, 2021
Current portion of interest-bearing loans and borrowings	₱129,544,753	(₱240,000,000)	₱-	₱-	₱124,012,094	₱-	₱-	₱13,556,847
Bonds payable	2,973,082,875	-	-	1,815,043	-	-	-	2,974,897,918
Interest-bearing loans and borrowings – net of current portion	1,333,358,223	-	-	(69,489)	(124,012,094)	-	-	1,209,276,640
Lease liabilities	335,166,946	(25,592,305)	(2,882,909)	5,490,738	-	-	13,696,233	325,878,703
Dividends payable	13,760,123	-	-	-	-	-	-	13,760,123
Interest payable	28,974,871	(93,244,089)	-	70,671,626	-	-	-	6,402,408
	<b>₱4,813,887,791</b>	<b>(₱358,836,394)</b>	<b>(₱2,882,909)</b>	<b>₱77,907,918</b>	<b>₱-</b>	<b>₱-</b>	<b>₱13,696,233</b>	<b>₱4,543,772,639</b>

---

## 29. Fair Value Information of Financial Instruments

The principal financial instruments of the Group comprise cash and cash equivalents and interest-bearing loans and borrowings. The main purpose of these financial instruments is to raise working capital and major capital investment financing for the Group's school operations. The Group has various other financial assets and liabilities such as receivables, accounts payable and other current liabilities which arise directly from its operations.

The following methods and assumptions were used to estimate the fair value of each class of financial instrument for which it is practicable to estimate such value:

*Cash and Cash Equivalents, Receivables and Accounts Payable and Other Current Liabilities.* Due to the short-term nature of transactions, the fair values of these instruments approximate the carrying amounts as at financial reporting date.

*Rental and Utility Deposits.* The fair values of these instruments are computed based on the present value of future cash flows discounted using the prevailing BVAL reference rates that are specific to the tenor of the instruments' cash flows at the end of the reporting period.

*Equity instruments designated at FVPL and FVOCI.* The fair values of publicly-traded equity instruments designated at FVPL and FVOCI, classified under Level 1, are determined by reference to market bid quotes as at financial reporting date. The fair values of unquoted shares are determined using valuation techniques with inputs and assumptions that are based on market observable data and conditions. Such techniques include using recent arm's-length market transactions; reference to the current market value of another instrument which is substantially the same.

*Interest-bearing Loans and Borrowings.* The estimated fair value is based on the discounted value of future cash flows using the prevailing credit adjusted risk-free rates that are adjusted for credit spread.

*Refundable Deposits.* The fair values of the refundable deposits are computed based on the present value of future cash flows discounted using the prevailing BVAL reference rates that are specific to the tenor of the instruments' cash flows at the end of the reporting period.

Management believes that the fair values of deposits, obligations under finance lease, bonds payable and other noncurrent liabilities as at September 30, 2022 do not significantly differ from the fair values of these financial instruments as at June 30, 2022.

---

## 30. Notes to the Unaudited Interim Condensed Consolidated Statement of Cash Flows

The Group's material noncash investing and financing activities pertain to the following:

- a. Additions to ROU assets presented under "Property and equipment" amounted to ₱18.5 million and ₱13.7 million for the three-month periods ended September 30, 2022 and 2021, respectively (see Note 11).
- b. Unpaid progress billing for construction-in-progress presented under "Property and equipment" amounted to nil and ₱0.5 million as at September 30, 2022 and 2021, respectively.

- c. Reclassification from “Other noncurrent assets”, pertaining to advances to suppliers, to “Property and equipment” amounting to ₱2.2 million and ₱15.4 for the three-month periods ended September 30, 2022 and 2021, respectively.

---

### 31. Events after Reporting Period and Other Matters

- a. On October 1, 2022, STI ESG acquired two parcels of land located at Brgy. Saluysoy, Meycauayan, Bulacan for ₱55,000 per square meter or an aggregate cost of ₱135.2 million with a total area of 2,459 square meters. The location is intended to be the future site of STI Academic Center Meycauayan.
- b. In a move to contain the COVID-19 outbreak, on March 13, 2020, the Office of the President of the Philippines issued a Memorandum directive to impose stringent social distancing measures in the National Capital Region (NCR) effective March 15, 2020. On March 16, 2020, Presidential Proclamation No. 929 was issued, declaring a State of Calamity throughout the Philippines for a period of six (6) months and imposed Enhanced Community Quarantine (ECQ) throughout the island of Luzon starting March 17, 2020 until April 12, 2020, which was subsequently extended to May 15, 2020 in the NCR and other areas. The Office of the President issued several directives for the classification of cities and municipalities in different levels of community quarantine between March 13, 2020 to date.

These measures have caused disruptions to businesses and economic activities, and their impact on businesses continue to evolve. The Group has considered the impact of these disruptions on its financial position, performance and cash flows as at and for the year ended June 30, 2022. The Group has gradually started to implement limited face-to-face classes for schools in areas under Alert Level 1 for identified high-stake tertiary courses and SHS students beginning February 2022 and April 2022, respectively. For SY 2022-2023, STI ESG is implementing a flexible learning delivery modality, with full face-to-face classes on certain courses and for SHS. Considering the evolving nature of this outbreak, the Group continues to monitor the situation and will take further actions as necessary and appropriate in response to these economic disruptions and other consequences.

## STI EDUCATION SERVICES GROUP, INC.

### Financial Highlights and Key Performance Indicators

(in ₪ millions except margins, financial ratios and earnings per share)

	September 30, 2022 (Unaudited)	June 30, 2022 (Audited)	Sept 2022 vs June 2022 Increase (Decrease)	
			Amount	%
<b>Consolidated financial position</b>				
Total assets	11,904.4	11,089.1	815.3	7.4%
Current assets	2,795.7	1,936.2	859.5	44.4%
Cash and cash equivalents	1,440.7	1,242.5	198.2	16.0%
Total liabilities	6,088.2	5,196.8	891.4	17.2%
Current liabilities	1,861.3	816.4	1,044.9	128.0%
Total equity	5,816.1	5,892.3	(76.2)	(1.3%)
Equity attributable to equity holders of the parent	5,818.6	5,894.0	(75.4)	(1.3%)
<b>Financial ratios</b>				
Debt-to-equity ratio	0.83	0.88	(0.05)	(5.7%)
Current ratio	1.50	2.37	(0.87)	(36.7%)
Debt service cover ratio	2.33	1.80	0.53	29.4%
Asset to equity ratio	2.05	1.88	0.17	9.0%
<b>Three months ended September 30</b>				
	2022 (Unaudited)	2021 (Unaudited)	Increase (Decrease)	
			Amount	%
<b>Condensed Statements of Income</b>				
Revenues	360.1	267.6	92.5	34.6%
Direct costs <sup>(4)</sup>	178.0	138.2	39.8	28.7%
Gross profit	182.1	129.4	52.7	40.7%
Operating expenses	255.4	237.3	18.1	7.6%
Operating loss	(73.3)	(107.9)	34.6	(32.1%)
Other expenses - net	(5.9)	(38.3)	32.4	(84.6%)
Loss before income tax	(79.2)	(146.2)	67.0	(45.8%)
Net loss	(75.8)	(147.8)	72.0	(48.7%)
EBITDA <sup>(5)</sup>	58.1	9.6	48.5	505.2%
Core income (loss) <sup>(6)</sup>	(113.3)	(171.3)	58.0	(33.9%)
Net loss attributable to equity holders of the Parent Company	(75.0)	(147.3)	72.3	(49.1%)
Loss per share <sup>(7)</sup>	(0.02)	(0.05)	0.03	(60.0%)
<b>Consolidated Condensed Statements of Cash Flows</b>				
Net cash from operating activities	562.3	252.4	309.9	122.7%
Net cash used in investing activities	(32.5)	(32.8)	0.3	(0.9%)
Net cash used in financing activities	(358.4)	(358.8)	0.4	(0.1%)
Effect of exchange rate changes on cash and cash equivalents	26.8	17.5	9.3	53.1%

	As at and for three months ended September 30			
	2022	2021	Increase (Decrease)	
	(Unaudited)	(Unaudited)	Amount	%
<b>Financial Soundness Indicators</b>				
<i>Liquidity Ratios</i>				
Current ratio <sup>(2)</sup>	1.50	1.49	0.01	1%
Quick ratio <sup>(8)</sup>	1.41	1.35	0.06	4%
Cash ratio <sup>(9)</sup>	0.77	0.65	0.12	18%
<i>Solvency ratios</i>				
Debt to equity ratio <sup>(1)</sup>	0.83	1.04	(0.21)	(20%)
Asset to equity ratio <sup>(3)</sup>	2.05	2.10	(0.05)	(2%)
Debt service cover ratio <sup>(10)</sup>	2.33	2.04	0.29	14%
Interest coverage ratio <sup>(11)</sup>	(0.09)	(0.88)	0.79	90%
<i>Profitability ratios</i>				
EBITDA margin <sup>(12)</sup>	17%	4%	13%	361%
Gross profit margin <sup>(13)</sup>	51%	48%	3%	6%
Operating profit margin <sup>(14)</sup>	(20%)	(40%)	20%	50%
Net income (loss) margin <sup>(15)</sup>	(21%)	(55%)	34%	62%
Return on equity <sup>(16)</sup>	(1%)	(3%)	1.3%	43%
Return on assets <sup>(17)</sup>	(0.7%)	(1.3%)	0.6%	60%

(1) Debt-to-equity ratio is measured as total liabilities, net of unearned tuition and other school fees, divided by total equity.

(2) Current ratio is measured as current assets divided by current liabilities.

(3) Asset to equity ratio is measured as total assets divided by total equity.

(4) Direct costs is calculated by adding the costs of educational services and educational materials and supplies sold.

(5) EBITDA is net income excluding provision for income tax, interest expense, interest income, depreciation and amortization, equity in net earnings (losses) of associates and joint venture and nonrecurring gains/losses such as gain on foreign exchange differences, donation income, fair value loss on equity instruments at FVPL and income on rent concessions.

(6) Core income (loss) is computed as consolidated net income (loss) after tax derived from the Group's main business – education and other recurring income.

(7) Income (loss) per share is measured as net income (loss) attributable to equity holders of the Parent Company divided by the weighted average number of outstanding common shares

(8) Quick ratio is measured as current assets less inventories, prepayments and noncurrent asset held for sale divided by current liabilities.

(9) Cash ratio is measured as cash and cash equivalents divided by current liabilities.

(10) Debt service cover ratio is measured as EBITDA for the last twelve months divided by total principal and interest due for the next twelve months.

(11) Interest coverage ratio is measured as net income (loss) before income tax and interest expense divided by interest expense.

(12) EBITDA margin is measured as EBITDA divided by total revenues.

(13) Gross profit margin is measured as gross profit divided by total revenues.

(14) Operating profit (loss) margin is measured as operating profit (loss) divided by total revenues.

(15) Net income (loss) margin is measured as net income (loss) after income tax divided by total revenues.

(16) Return on equity is measured as net income (loss) attributable to equity holders of the Parent Company divided by average equity attributable to equity holders of the Parent company.

(17) Return on assets is measured as net income (loss) divided by average total assets.

**STI EDUCATION SERVICES GROUP, INC.**  
**AGING OF ACCOUNTS RECEIVABLES**  
**AS OF SEPTEMBER 30, 2022**

<b>TYPE OF ACCOUNTS RECEIVABLE</b>	<b>TOTAL</b>	<b>1-30 Days</b>	<b>31-60 days</b>	<b>61-90 days</b>	<b>over 90 days</b>
Current Receivables	₱1,166,265,379	₱952,594,793	₱11,106,818	₱13,758,578	₱188,805,190

<b>TYPE OF ACCOUNTS RECEIVABLE</b>	<b>NATURE/DESCRIPTION</b>	<b>NATURE/DESCRIPTION</b>
Current Receivables	Tuition fees and other current receivables	Monthly

## **ANNEX “B”**

### **STI EDUCATION SERVICES GROUP, INC.**

#### **MANAGEMENT DISCUSSION AND ANALYSIS OF FINANCIAL CONDITION AND RESULTS OF OPERATIONS**

##### **OVERVIEW**

STI Education Services Group, Inc. (STI ESG or the Parent Company) and its subsidiaries (hereafter collectively referred to as the “Group”) are all incorporated in the Philippines and registered with the Philippine Securities and Exchange Commission (SEC). The Parent Company was incorporated on June 2, 1983.

STI ESG began with a goal of training as many Filipinos as possible in computer programming and addressing the information technology (IT) education needs of the Philippines. Starting as a training center, STI ESG initially offered short-term computer programming courses that were patterned to satisfy the demand of college graduates and working professionals who wanted to learn more about emerging computer technology.

Shortly after, STI ESG’s campuses began to grow as it started granting franchises in other locations within Metro Manila, which soon expanded to other key areas in Luzon, Visayas, and Mindanao.

Over the years, STI ESG began shifting its focus from short-term courses to college degree programs to adjust to the changing business environment. In 1995, STI ESG was granted a permit by the Commission on Higher Education (CHED) to operate colleges and roll out four-year college programs starting with the Bachelor’s degree in Computer Science. STI ESG then slowly diversified its programs beyond Information & Communications Technology by introducing new programs in the fields of Business and Management, Accountancy, Engineering, Education, Hospitality Management, Tourism Management, and Arts and Sciences. In School Year (SY) 2022-2023, STI ESG began offering Bachelor of Arts in Psychology.

In September 2020, STI ESG announced the suspension of the operations of some of its owned schools namely: STI Cebu, STI Iloilo, STI Quezon Avenue (STI QA) and STI Tuguegarao for SY 2020-2021 and cessation of operations of STI Pagadian effective SY 2020-2021. Similarly, STI ESG announced the cessation of operations of some of its franchised schools namely: STI College Bohol, Inc. (STI Bohol), STI College Recto, Inc. (STI Recto), Sungold Technologies, Inc. (STI Zamboanga), STI College Pasay, Inc. (STI Pasay), STI College Dipolog, Inc. (STI Dipolog), STI College San Francisco, Inc. (STI San Francisco) and suspension of operations of STI College Parañaque, Inc. (STI Parañaque) effective SY 2020-2021. Further, STI College San Fernando City, Inc. (STI La Union), a franchised school, informed the CHED in June 2021, and the Department of Education (DepEd) and Technical Education and Skills Development Authority (TESDA) in July 2021, of its decision not to accept enrollees for SY 2021-2022. STI ESG determined that continuing the operations of these schools was no longer viable due to low enrollment turnout and/or the high cost of rental of facilities. As at September 30, 2022, STI ESG has a network of 63 operating schools comprising of 60 colleges and 3 education centers. Of the total number of schools, STI ESG owns 36 schools while franchisees operate 27 schools. On August 5, 2022, CHED approved the site transfer of STI QA to Tanay, Rizal subject to compliance with certain requirements. STI QA has resumed operations on its new site in Tanay, Rizal beginning SY 2022-2023. The permit from DepEd to conduct senior high school classes is still in process as of report date.

The suspension and cessation of operations of the STI schools mentioned above did not have a material financial impact on the Group.

STI ESG's total student capacity, net of the aforementioned school closures, aggregates to 147,982 students, with 104,012 pertaining to owned schools and 43,970 for franchised schools.

### STUDENT POPULATION

The enrollment figures of the Group for SY 2022-2023 indicate a robust increase of 12.3% as the Group enrollment for SY 2022-2023 reached 81,697 compared to 72,750 enrollees in SY 2021-2022. Furthermore, enrollment in programs regulated by the CHED registered an impressive 16.1% increase compared to enrollees in SY 2021-2022 of 49,005 students.

The enrollment figures at the start of the School Year (SY) are as follows:

	SY 2022-2023	SY 2021-2022	Increase	
			Enrollees	Percentage
<b>STI Network</b>				
Owned schools	53,476	47,230	6,246	13%
Franchised schools	28,221	25,520	2,701	11%
<b>Total Enrollees</b>	<b>81,697</b>	<b>72,750</b>	<b>8,947</b>	<b>12%</b>

Grouping of the students in terms of government regulatory agencies supervising the programs is as follows:

- CHED - students under this group are enrolled in tertiary and post-graduate programs;
- TESDA - students under this group are enrolled in technical-vocational programs; and
- DepEd - pertains to primary and secondary education, including SHS.

	SY 2022-2023	%	SY 2021-2022	%
<b>CHED</b>	56,876	70%	49,005	67%
<b>TESDA</b>	1,447	2%	1,040	2%
<b>DEPED</b>	23,374	28%	22,705	31%
<b>TOTAL</b>	<b>81,697</b>	100%	<b>72,750</b>	100%

STI ESG continued implementing the ONline and ONsite Education at STI (ONE STI) Learning Model that was introduced in SY 2020-2021 in response to stringent social distancing measures including but not limited to class suspension, prohibition of mass gatherings, imposition of community quarantine, among others, which were implemented to contain the outbreak of the Novel Coronavirus Disease 2019 (COVID-19). The ONE STI Learning Model is an innovative approach to student development that uses digital tools and online technology combined with invaluable hands-on practice and onsite engagements to achieve the students' academic objectives through a responsive learning experience. The Group utilizes the electronic Learning Management System (eLMS), a software application running on Amazon cloud, to better manage the delivery of educational courses and/or training programs to its students. It features built-in support for collaboration through various tools such as wikis, forums, and discussion groups; an internal messaging system with bidirectional support for emails and text messaging; and a built-in portfolio system that students can use to collect works to support learning and/or achievements. eLMS is a world-class and award-winning learning management system that



schools and universities across the globe are using. This cloud-based eLearning tool gives teachers and students a two-way platform where they can collaborate, assign, and submit homework, take assessments, and track learning progress, among others. The concept of online learning is not new to the Group, as the schools in the network have already implemented a blended learning model for the past seven years in order that the students may continue their studies at home uninterrupted even during physical classroom disruptions.

The faculty members of the Group regularly undergo competency-based certifications and training programs to ensure that they are proficient in the subject matter to be able to deliver the required day-to-day lessons. Training programs are conducted online to equip the faculty members with technical skills and further cultivate the mindset necessary in an online learning environment.

For SY 2022-2023, classes started on August 30, 2022 for SHS and September 5, 2022 for tertiary while classes of both SHS and tertiary students for SY 2021-2022 started on September 24, 2021. From last school year's gradual transition to face-to-face classes for high-stake courses, STI implemented a flexible learning delivery modality in SY 2022-2023. For tertiary courses, all professional and identified general education courses are now delivered onsite while other general education courses are delivered using blended modality, with a ratio of 50% onsite/face-to-face to 50% asynchronous. As for SHS, classes are all conducted face-to-face since the opening of SY 2022-2023.

The Group is continuously ensuring adherence to the guidelines set by the Inter-Agency Task Force for the Management of Emerging Infectious Diseases (IATF), CHED, DepEd, local government units (LGUs), and all pertinent agencies that have released information on the conduct of face-to-face classes.

## ***FINANCIAL REVIEW***

This discussion summarizes the significant factors affecting the operating results of the Group for the three-month periods ended September 30, 2022 and 2021 and financial condition as at September 30, 2022 and June 30, 2022. The following discussions should be read in conjunction with the attached unaudited interim condensed consolidated financial statements of the Group as at and for the period ended September 30, 2022. All necessary adjustments have been made to present fairly the financial position, results of operations, and cash flows of the Group as at and for the three-month period ended September 30, 2022 and for all the other periods presented.

The Group's business is linked to the academic cycle. The academic cycle, which is one academic year, begins in September and ends in June of the following year. The core business and revenues of the Group, which are mainly from tuition and other school fees, are recognized as income over the corresponding school term(s) to which they pertain. Accordingly, revenue is expected to be lower during the first quarter of its fiscal year as compared to the other quarters if the number of enrollees remains constant. This information is provided to allow for a proper appreciation of the results of operations of the Group.

### **I. RESULTS OF OPERATIONS**

#### **Three-month period ended September 30, 2022 vs. three-month period ended September 30, 2021**

For the three-month period ended September 30, 2022, the Group generated gross revenues amounting to ₱360.1 million, higher by 35% or ₱92.5 million from same period last year of ₱267.6 million. The increase was primarily driven by the remarkable increase in the total number of students of the Group for SY 2022-2023. Gross profit likewise increased by ₱52.7 million or 41% year-on-year.

The Group recorded an operating loss for the three-month period ended September 30, 2022 amounting to ₱73.4 million, compared to ₱107.9 million for the same period last year. The Group recognized a net loss amounting to ₱75.8 million this quarter as against ₱147.8 million for the three-month period ended September 30, 2021.

Earnings before interest, taxes, depreciation, and amortization or EBITDA, amounted to ₱58.1 million for the three-month period ended September 30, 2022 compared to ₱9.6 million for the same period last year. EBITDA for the three-month periods ended September 30, 2022 and 2021 is computed as net loss excluding provision for (benefit from) income tax, depreciation and amortization, equity in net earnings of associates and joint venture, interest expense and interest income, and nonrecurring gains such as gain on foreign exchange differences, donation income, fair value loss on equity instruments at FVPL, and income on rent concessions. Depreciation and interest expenses for purposes of this computation exclude those related to Right-of-Use (ROU) assets and lease liabilities, respectively. EBITDA margin for the three-month period ended September 30, 2022 is 16%, compared to 4% for the same period last year due to reasons cited above.

## II. FINANCIAL CONDITION

The Group posted consolidated total assets amounting to ₱11,904.4 million as at September 30, 2022, compared to the balance as at June 30, 2022 amounting to ₱11,089.1 million. The increase was driven by the ₱424.2 million increase in receivables from students from ₱245.9 million as at June 30, 2022 to ₱670.1 million as at September 30, 2022. Receivables from DepEd for the SHS vouchers likewise registered an increase of ₱266.9 million.

Cash and cash equivalents increased by ₱198.2 million or 16% from ₱1,242.5 million to ₱1,440.7 million as at June 30, 2022 and September 30, 2022, respectively, substantially due to the tuition and other school fees for SY 2022-2023 collected during the quarter. This is net of prepayment made by STI ESG on its Term Loan with China Banking Corporation (China Bank) amounting to ₱244.5 million, including 1.5% prepayment penalty and interests on the outstanding term loan facility covering September 19-23, 2022.

Total receivables is up by ₱721.1 million from ₱445.1 million as at June 30, 2022 to ₱1,166.2 million as at September 30, 2022. The receivables balance is composed of amounts expected to be collected from students as payment for tuition and other school fees, and from DepEd for the SHS vouchers that are expected to be collected for the remaining months of the school year. Students who qualified for the DepEd Voucher Program are entitled to the government subsidy in amounts ranging from ₱8,750 to ₱22,500 per student per year. Under the Voucher Program, DepEd directly pays the schools where these students enrolled.

Inventories decreased by ₱33.6 million or 22%, net of acquisitions, from ₱153.7 million to ₱120.1 million, resulting mainly from the sale of uniforms for the three-month period ended September 30, 2022.

Prepaid expenses decreased by ₱5.9 million or 9%, from ₱66.2 million to ₱60.3 million as at September 30, 2022, substantially due to full utilization of prepayments made for COVID-19 vaccines, and software licenses of the Group.

The carrying value of the equity instruments designated at FVPL amounted to ₱5.31 per share or an aggregate of ₱8.2 million as at September 30, 2022 compared to ₱6.45 per share or an aggregate of ₱9.6 million as at June 30, 2022. These equity instruments pertain to STI ESG's investment in quoted equity shares of RL Commercial REIT, Inc. (RCR), a real estate investment trust (REIT) company listed in the Philippine Stock Exchange.

Equity instruments designated at FVOCI increased by ₱0.6 million from ₱69.8 million to ₱70.4 million as at September 30, 2022, attributed to the increase in the market value of the quoted equity shares held by STI ESG.

Deferred tax assets (DTA) increased by ₱5.2 million from ₱18.4 million to ₱23.6 million as at September 30, 2022, representing taxes due on tuition and other school fees collected in advance. Following statutory regulations, tuition and other school fees which are collected in advance are subject to income tax upon receipt.

Goodwill, intangible and other noncurrent assets increased by ₱24.3 million from ₱304.8 million to ₱329.1 million as at September 30, 2022 representing advance payments made to suppliers .

Total current liabilities increased by ₱1,044.9 million, from ₱816.4 million to ₱1,861.3 million as at June 30, 2022 and September 30, 2022, respectively, mainly due to the ₱1,244.8 million increase in unearned tuition and other school fees which was partially offset by the ₱104.5 million decrease in accounts payable and other current liabilities and ₱91.9 million decrease in current portion of long-term loans and borrowings. Unearned revenues will be recognized as income over the remaining months of the related school term(s). The decrease in accounts payable and other current liabilities represents payments to contractors and suppliers, while the decrease in current portion of long-term loans and borrowings was due to prepayment made by STI ESG on its Term Loan Facility with China Bank.

Total noncurrent liabilities decreased by ₱153.6 million to ₱4,226.9 million as at September 30, 2022 from ₱4,380.5 million as at June 30, 2022 primarily due to prepayment made by STI ESG on its Term Loan Facility with China Bank.

Total equity decreased by ₱76.1 million or by 1%, from ₱5,892.2 million as at June 30, 2022 to ₱5,816.1 million as at September 30, 2022 due to net loss recognized by the Group for the three-month period ended September 30, 2022.

### III. TOP FIVE (5) KEY PERFORMANCE INDICATORS

The key performance indicators (KPIs) of the Group cover tests of profitability, liquidity, and solvency. Profitability refers to the Group's earning capacity and ability to earn income for its stockholders. This is measured by profitability ratios analyzing margins and returns. Liquidity refers to the Group's ability to pay its short-term liabilities as and when they fall due. Solvency refers to the Group's ability to pay all its debts when they fall due, whether such liabilities are current or noncurrent. The top five (5) KPIs of the Group include:

		As at/Three-month periods ended September 30		
		2022	2021	Remarks
EBITDA margin	EBITDA divided by total revenues.	16%	4%	EBITDA margin improved in 2022 as compared to the same period in 2021 mainly due to increase in revenues arising from higher number of enrollees.

**As at/Three-month periods ended September 30**

		2022	2021	Remarks
Gross profit margin	Gross profit divided by total revenues	51%	48%	Gross profit margin is up as revenues increased due to the reasons cited above.
Return on equity (ROE)	Net income (loss) attributable to equity holders of the Parent Company divided by average equity attributable to equity holders of the Parent Company	(1%)	(3%)	While the return on equity is expected to be lower during the first quarter of both fiscal years as most of the revenues of the Group, which are mainly tuition and other school fees, are recognized only beginning August for SHS and September for tertiary students, the start of the term. The remaining fees will be recognized as income over the remaining months of the school year. The Group expects the ROE to improve by end of fiscal year 2022-2023.
Debt service cover ratio (DSCR)	EBITDA for the last twelve months divided by total principal and interest due in the next twelve months.	2.33	2.04	The minimum DSCR set by management, the lender bank and STI ESG bondholders is 1.05 of cash income (EBITDA) for every peso of loans and interest due within the next 12 months. (see Note below)
Debt-to-equity ratio (D/E ratio)	Total liabilities, net of unearned tuition and other school fees, divided by total equity	0.83	1.04	D/E ratio improved due to prepayment made by STI ESG on its Term Loan Facility.

*Note:*

*Recognizing the economic effects of the COVID-19 pandemic, China Bank granted the temporary waiver of the DSCR requirement on both the Term Loan and the Corporate Notes Facility Agreements for the periods ended September 30, 2020, December 31, 2020, March 31, 2021 and June 30, 2021 for STI ESG. On*

August 15, 2022, China Bank approved the temporary waiver of the DSCR requirement covering the periods ending June 30, 2023 and December 31, 2023 for STI ESG. The approval of majority of the Record Bondholders for the waiver of the DSCR requirement up to June 30, 2023 was also obtained by STI ESG. As at September 30, 2022, STI ESG has complied with the financial covenants on DSCR and Debt-to-equity ratios.

#### IV. MATERIAL CHANGES IN BALANCE SHEET ACCOUNTS

Cash and cash equivalents increased by ₱198.2 million from ₱1,242.5 million to ₱1,440.7 million as at June 30, 2022 and September 30, 2022, respectively. The Group generated cash from operations aggregating to ₱562.3 million during the three-month period ended September 30, 2022; these funds were utilized to pay the contractors and suppliers of the recent construction and renovation projects of the Group. On the other hand, the Group registered ₱358.4 million net cash used in financing activities substantially representing principal prepayment amounting to ₱244.0 million and interest payments of bonds and loans aggregating to ₱85.0 million, including prepayment fee, during the three-month period ended September 30, 2022.

Receivables increased to ₱1,166.3 million as at September 30, 2022 or by ₱721.1 million, almost double of the receivable balance as at June 30, 2022 amounting to ₱445.1 million. Receivables from students increased by ₱424.2 million from ₱245.9 million to ₱670.1 million, largely pertaining to tuition and other school fees that are expected to be collected from the students over the remaining months of the related school term(s). Outstanding receivables from DepEd for the SHS qualified vouchers, substantially pertaining to the current school year, amounted to ₱276.2 million as at September 30, 2022, posting an increase of ₱261.6 million from ₱14.6 million, as at June 30, 2022. The SHS Voucher Program is a financial assistance program wherein subsidies in the form of vouchers are provided to qualified SHS students in participating private institutions. A Qualified Voucher Recipient (QVR) is entitled to a subsidy ranging from ₱8,750 to ₱22,500 annually. DepEd, through the Private Education Assistance Committee, facilitates the transfer of funds to the participating schools. Receivables from students are normally collected on or before the date of major examinations, while receivables from DepEd for the SHS vouchers are expected to be collected in full within the school year. Rent receivables from third parties increased by ₱10.3 million to ₱34.1 million as at September 30, 2022 from ₱23.8 million as at June 30, 2022 as a major new lease contract was consummated by STI ESG in July. The rent receivables are expected to be collected within the fiscal year. The Group's allowance for expected credit losses ("ECL") recognized in relation to the adoption of Philippine Financial Reporting Standards ("PFRS") 9, *Financial Instruments*, increased from ₱244.7 million as at June 30, 2022 to ₱277.0 million as at September 30, 2022 due to the provision for ECL recognized during the three-month period.

Inventories decreased by ₱33.6 million or 22%, from ₱153.7 million to ₱120.1 million, net of purchases made during the period, substantially resulting from the sale of uniforms for the three-month period ended September 30, 2022.

Prepaid expenses and other current assets decreased by ₱5.9 million or 9% from ₱66.2 million to ₱60.3 million as at September 30, 2022. The decrease was primarily due to the full utilization of subscriptions and licenses and COVID-19 vaccines during the quarter. In 2021, the Group purchased 4,000 COVID-19 vaccine doses amounting to ₱5.4 million, in its continued commitment to the health and safety of its employees and in support of the government's national vaccination program. The overall decrease in prepaid expenses was partially offset by increases in insurance and software maintenance costs. Prepaid insurance increased by ₱4.1 million from ₱0.6 million to ₱4.7 million due to the renewal of health insurance coverage of employees. These insurance payments are recognized as expenses over the period of the

insurance coverage, which is normally within one year from the beginning of the current fiscal year while software maintenance cost increased by ₱2.6 million from ₱1.7 million as at June 30, 2022 to ₱4.3 million as at September 30, 2022 due to the renewal of annual support and maintenance charges for the use of accounting and enrollment systems' respective covering periods.

In September 2021, STI ESG subscribed to quoted equity shares of RCR, which is listed on the Philippine Stock Exchange, amounting to ₱10.0 million for 1,550,000 shares at ₱6.45 per share. As at September 30, 2022, the market value of quoted equity shares of RCR decreased by ₱1.4 million from ₱9.6 million as at June 30, 2022.

Noncurrent asset held for sale as at June 30, 2022 pertains to the carrying value of the Pasig City property which was foreclosed on March 16, 2021 by STI ESG in relation to its receivables from STI College Tanay, Inc. ("STI Tanay"). On June 30, 2022, STI Tanay and the mortgagors sought the redemption of the Pasig City Property for ₱19.0 million. Pending the actual tender of the redemption price, STI ESG did not recognize the redemption and accordingly classified the Pasig City Property as "Noncurrent asset held for sale" as at June 30, 2022 in view of the expected redemption upon actual receipt of the redemption price. On July 29, 2022, STI ESG received the full payment of ₱19.0 million for the redemption of the Pasig City Property. Accordingly, STI ESG derecognized the noncurrent asset held for sale.

Property and equipment, net of accumulated depreciation, amounted to ₱7,681.7 million from ₱7,644.0 million as at September 30, 2022 and June 30, 2022, respectively. The increase was mainly due to reclassification of the Tanay property from "Investment properties" to "Property and equipment" account during the three-month period ended September 30, 2022. On August 5, 2022, CHED approved the site transfer of STI QA to Tanay, Rizal subject to compliance with certain requirements. STI QA has resumed operations on its new site in Tanay, Rizal beginning SY 2022-2023. The permit from DepEd to conduct SHS classes is still in process as at report date. The movement of the account is net of depreciation expense recognized for the three-month period ended September 30, 2022.

Investment properties decreased by ₱114.6 million from ₱628.9 million as at June 30, 2022 to ₱514.3 million as at September 30, 2022. The decrease is primarily due to the reclassification of the Tanay property from "Investment Properties" to "Property and equipment" account since the said property is now being used by STIQA as its school building and grounds (as discussed in the previous paragraph). On August 1, 2022, STI Tanay and STI ESG executed a Deed of Dacion En Pago to transfer, convey and assign, the mortgaged property located in Tanay, Rizal, free from all liens, encumbrances, claims and occupants. STI ESG released and discharged STI Tanay and the mortgagors of their obligations to the extent of the Dacion Price amounting to ₱81.2 million. STI ESG also recognized the cost of the remaining works for the renovation of its office condominium units. This project was undertaken to complete the office fit-out requirements for a new lease arrangement. The renovation works for the said office condominiums units were completed in August 2022.

Equity instruments designated at FVOCI increased by ₱0.6 million from ₱69.8 million to ₱70.4 million as at September 30, 2022, attributed to the increase in the market value of the quoted equity shares held by STI ESG.

Deferred tax assets (DTA) increased by ₱5.2 million from ₱18.4 million to ₱23.6 million as at September 30, 2022, representing taxes due on tuition and other school fees collected in advance. Following statutory regulations, tuition and other school fees which are collected in advance are subject to income tax upon receipt.

Goodwill, intangible, and other noncurrent assets increased by ₱24.3 million from ₱304.8 million to ₱329.1 million as at September 30, 2022 substantially due to advance payments made

to suppliers in relation to the purchase of school uniforms, construction of classrooms and laboratory rooms, repair works, and rehabilitation of sewerage treatment facilities of various schools in preparation for the new school year.

Accounts payable and other current liabilities decreased by ₱104.5 million from ₱572.7 million as at June 30, 2022 to ₱468.2 million as at September 30, 2022. Accounts payable decreased by ₱85.2 million due to payments to various suppliers and contractors of recently completed construction projects. Meanwhile, interest payable as at September 2022 decreased by ₱18.4 million representing interest payments on STI ESG's Corporate Notes Facility and its Term Loan Facility in September 2022.

Unearned tuition and other school fees increased by ₱1,244.9 million from ₱30.6 million as at June 30, 2022 to ₱1,275.5 million as at September 30, 2022. This will be recognized as income over the remaining months of the related school term(s).

Current portion of lease obligations declined by ₱3.3 million while noncurrent lease liabilities declined by ₱5.8 million. These are due to lease payments of ₱29.3 million, net of additions for the three-month period ended September 30, 2022. The Group, on the other hand, reclassified lease obligations amounting to ₱19.2 million that are due within the next twelve months to current portion. Lease liabilities were recognized based on the present value of the remaining lease payments, discounted using the incremental borrowing rate at the date of the initial application. The amount of lease liabilities is increased to reflect the accretion of interest and reduced for the lease payments made. The measurement and presentation of lease liabilities were recognized in the unaudited condensed consolidated financial statements of the Group following the adoption of PFRS 16 *Leases*.

Current portion of interest-bearing loans and borrowings decreased by ₱91.9 million from ₱159.5 million as at June 30, 2021 to ₱67.6 million as at September 30, 2022. The balance as at September 30, 2022 represents the current portion of the Corporate Notes Facility Agreement of STI ESG with China Bank amounting to ₱60.0 million and the Land Bank of the Philippines (LandBank) loan amounting to ₱7.6 million which is due within the next twelve months while the balance as at June 30, 2022 includes the current portion of the Term Loan of STI ESG with China Bank amounting to ₱120.0 million, which has been prepaid as part of the ₱240.0 million loan prepayment. The first drawdown from the Landbank ACADEME program amounting to ₱10.0 million has matured in August 2022, while the second drawdown of ₱12.1 million is maturing in January 2023, for the 20-month tenor, while the same is maturing in August 2023 and January 2024, respectively, for the 30-month tenor. On September 23, 2022, China Bank approved STI ESG's request to allow a principal prepayment in the amount of ₱240.0 million to be applied to the Term Loan Facility, under the Term Loan Agreement dated May 7, 2019. On the same day, STI ESG made a prepayment aggregating to ₱244.5 million, inclusive of interests on the outstanding term loan facility covering September 19-23, 2022 and 1.5% prepayment penalty. The prepayment was applied in the direct order of maturity and as such, applied on amortizations due on March 19, 2023 and September 19, 2023.

Income tax payable of ₱160.8 thousand represents income tax due on the taxable income of STI ESG's subsidiaries as at June 30, 2022.

Non-current portion of interest-bearing loans and borrowings, decreased by ₱152.4 million from ₱1,052.7 million to ₱900.3 million as at June 30, 2022 and September 30, 2022, respectively, due to the reclassification to current portion of the Term Loan Facility and Corporate Notes Facility amounting to ₱120.0 million and ₱30.0 million, respectively, and prepayment of the principal installment for the Term Loan facility, due in September 2022, amounting to ₱120.0

million which was part of the ₱240.0 million partial prepayment made by STI ESG in September 2022. Interest rates for the Term Loan and Corporate Notes Facility were repriced at a rate of 6.5789% per annum effective September 20, 2022.

STI ESG listed its ₱3.0 Billion Series 7-year Bonds due 2024 and Series 10-year Bonds due 2027 on the Philippine Dealing and Exchange Corp. (PDEX) the secondary market on March 23, 2017. This is the first tranche of its ₱5,000.0 million fixed-rate bonds program under its 3-year shelf registration with the SEC. The 3-year shelf registration ended on March 9, 2020. The Bonds carry coupon rates of 5.8085% and 6.3756% per annum for the 7-year and 10-year tenors, respectively. Interests are payable quarterly in arrears on June 23, September 23, December 23, and March 23 or the next business day if such dates fall on a non-banking day of each year commencing on June 23, 2017, until and including the relevant maturity date. The bonds payable is carried in the books at ₱2,981.8 million and ₱2,980.5 million as at September 30, 2022 and June 30, 2022, respectively, net of deferred finance charges, representing bond issue costs with carrying value of ₱18.2 million and ₱19.5 million, as at September 30, 2022 and June 30, 2022, respectively. The proceeds of the bonds have been fully utilized as at March 31, 2019.

Pension liabilities increased by ₱3.4 million from ₱63.4 million to ₱66.8 million as at June 30, 2022 and September 30, 2022, respectively, representing pension expense and decrease in the market value of the investments under the pension plan assets of the Group for the three-month period ended September 30, 2022.

Cumulative actuarial gain decreased by ₱1.0 million from ₱9.8 million to ₱8.8 million as at June 30, 2022 and September 30, 2022, respectively, representing movement in the market value of the investments under the pension plan assets of the Group as of September 30, 2022.

Retained earnings decreased by ₱75.0 million from ₱2,452.3 million to ₱2,377.3 million representing net loss recognized for the three-month period ended September 30, 2022.

## **V. MATERIAL CHANGES IN INCOME STATEMENT ACCOUNTS**

The Group generated gross revenues amounting to ₱360.0 million during the three-month period ended September 30, 2022, an increase of ₱92.4 million from same period last year.

Tuition and other school fees amounted to ₱227.7 million for the three-month period ended September 30, 2022, up by ₱30.0 million or 15% from same period last year attributed to the increase in the student population for SY 2022-2023. The Group registered a robust growth of 12% for SY 2022-2023 compared to over 72,000 enrollees in SY 2021-2022. New students enrolled in CHED programs increased by 14% from 19,250 in SY 2021-2022 to 21,875 in SY 2022-2023. Furthermore, enrollment in programs regulated by CHED registered an impressive 16% increase compared to enrollment in SY 2021-2022 at 49,005 students, which is notably even better than pre-pandemic levels. CHED programs bring in higher revenues per student.

Revenues from educational services and royalty fees increased by 14%, attributed to the increase in the student population of franchised schools for SY 2022-2023. Revenues from educational services are derived as a percentage of the tuition and other school fees collected by the franchised schools from their students, DepEd and CHED.

Other revenues increased by ₱2.9 million or 14% from ₱20.8 million for the three-month period ended September 30, 2021 to ₱23.7 million for the three-month period ended September 30,



2022, concomitant with the higher number of students this year, and transition to onsite classes this year.

Sale of educational materials and supplies increased by ₱54.4 million or 420% to ₱67.3 million for the three-month period ended September 30, 2022 from ₱12.9 million for the same period last year. Sale of educational materials and supplies recognized during the three months ended September 30, 2022 largely pertains to the sale of uniforms which rose due to the transition to face-to-face classes and the increase in the number of enrollees for SY 2022-2023. The cost of educational materials and supplies sold increased likewise concomitant with the increase in the sale of educational materials and supplies.

The cost of educational services is higher by ₱0.2 million, from ₱127.5 million to ₱127.7 million for the three-month periods ended September 30, 2021 and 2022, respectively. Instructors' salaries and benefits are up by ₱12.9 million from ₱29.7 million to ₱42.6 million due to the increase in the number of faculty members concomitant with the increase in the number of students. In addition, the salaries of SHS teachers who passed the Licensure Examination for Teachers (LET) and tertiary instructors who have earned master's degree as part of the faculty members' continuing education have been adjusted favorably. Also, the increase in School materials and supplies account of ₱0.9 million or 79% was due to costs incurred in relation to the transition to onsite classes this year. These increases were mainly offset with the decline by ₱0.8 million in software, license, and related maintenance cost in connection with the shift to a more efficient subscription plan, and to the decline by ₱12.0 million in internet connectivity assistance. With more classes being held onsite, internet connectivity assistance to students is not provided this school year.

General and administrative expenses increased by 8% or ₱18.1 million from ₱237.3 million to ₱255.4 million for the three-month periods ended September 30, 2021 and 2022, respectively. Salaries and benefits are higher by ₱7.3 million for the three-month period ended September 30, 2022 compared to same period last year as salary adjustments were implemented this year. Also, certain plantilla positions were filled up during the three months ended September 30, 2022 in preparation for the face-to-face classes this year. Light and water is higher by ₱11.5 million from ₱13.5 million to ₱25.0 million for the three-month period ended September 30, 2021 and 2022, respectively, brought about by the holding of face-to-face classes this year. Classes during the first term of SY 2021-2022 were purely held online. Other general and administrative expenses such as external services which include janitorial expenses, repairs and maintenance, transportation and travel and other expenses related to operations likewise increased for the reason cited above. Also, the Group recognized a provision for estimated credit loss (ECL) amounting to ₱32.3 million from the three-month period ended September 30, 2022. This is slightly lower by ₱1.4 million compared to ₱33.7 million for the three-month period ended September 30, 2021 largely representing ECLs on outstanding receivables from students' tuition and other school fees as at September 30, 2022. The Group recognized ECL based on the Group's historical credit loss experience adjusted with forward-looking information. The most recent receivables are assigned with lower loss rates. Estimated loss rates vary over time and increase as receivables age and as credit risks increase, with the likelihood of the receivables becoming impaired. The Group likewise considered the subsequent collections of receivables from the students for prior years. For SY 2022-2023, the Group implemented a more tactical online ad campaign and utilized different social media platforms that directly targeted the students and their influencers. The Group also focused on creating various short-form videos with bite-size contents that are visually appealing and attention-grabbing to the students. In addition, short-form videos have lower costs. Thus, the

Group recognized advertising and promotions amounting to ₱8.5 million for the three-month period ended at September 30, 2022, which is lower by ₱11.0 million compared to ₱19.5 million for the three-month period ended at September 30, 2021.

The Group posted an operating loss of ₱73.4 million for the three-month period ended September 30, 2022 compared to the same period last year's operating loss of ₱107.9 million. The improvement is due to higher revenues attributed to the increase in the student population and improvement in enrollment mix in favor of students enrolled under the CHED programs.

Equity in net earnings of associates and joint venture is ₱2.5 million for the three-month period ended September 30, 2022 compared to equity in net earnings of associates and joint venture of ₱1.5 million for the same period in 2021.

Interest expenses decreased by ₱5.3 million, from ₱77.9 million to ₱72.6 million for the three-month period ended September 30, 2022 attributed to the principal payments made by STI ESG on its STI ESG's Term Loan Facility amounting to ₱240.0 million in September 2022.

Interest income increased from ₱1.0 million to ₱2.7 million for the three-month period ended September 30, 2022 attributed to the investment of STI ESG in short-term and money market funds, and interest on past due accounts.

Rental income increased from ₱13.2 million to ₱27.8 million for the three-month period ended September 30, 2022 due to new lease agreements entered into by STI ESG in one of its investment properties.

The Group recognized unrealized gain on foreign exchange differences in its dollar-denominated cash and cash equivalents amounting to ₱26.8 million and ₱17.5 million for the three-month periods ended September 30, 2022 and 2021, respectively. The Group also recognized realized gain on foreign exchange differences in its dollar-denominated cash and cash equivalents amounting to ₱0.1 thousand and ₱0.3 million for the three-month periods ended September 30, 2022 and 2021, respectively.

The Group recognized gain on sale of its property and equipment amounting to ₱49.9 thousand and ₱1.4 million for the three-month periods ended September 30, 2022 and 2021, respectively.

The Group received rent concessions from some of its lessors which were accounted for as lease modifications for the three-month period ended September 30, 2022. Lease liability was modified with amount aggregating to ₱4.5 million for the three-month period ended September 30, 2022. On the other hand, the Group applied the practical expedient approach in 2021 for some rent concessions granted to the Group following the amendments to PFRS 16, *COVID-19-related Rent Concessions* resulting in recognition of other income aggregating to ₱2.9 million for the three-month period ended September 30, 2021.

The Group also recognized other income amounting to ₱4.7 million for the three-month period ended September 30, 2022 representing donation from a third-party institution, as part of the STI ESG and the third-party institution's partnership program in delivering certification courses, simulation tools, and training materials to eligible students.

The Group recognized recovery of accounts written-off amounting to ₱2.6 million for the three-month period ended September 30, 2022 compared to ₱2.2 million for the same period last year due to improved collection efficiencies.

Fair value loss of ₱1.4 million was recorded for the three-month period ended September 30, 2022 based on the market value of STI ESG's quoted equity shares as at September 30, 2022.

STI ESG recorded dividend income from RCR and De Los Santos Medical Center, Inc. amounting to ₱0.2 million and ₱0.9 million, respectively, for the three-month period ended September 30, 2022.

Benefit from income tax amounting to ₱3.4 million was recognized for the three-month period ended September 30, 2022, mainly representing taxes due on tuition and other school fees collected in advance.

The unrealized fair value adjustments on equity instruments designated at FVOCI amounted to ₱0.6 million for the three-month period ended September 30, 2022, compared to negative ₱48.7 thousand for the three-month period ended September 30, 2021. The increase represents fair value adjustments of quoted equity shares held by STI ESG.

STI ESG recognized remeasurement losses, net of taxes, amounting to ₱0.9 million and ₱1.6 million, for the three-month periods ended September 30, 2022 and 2021, respectively, due to the adjustments in the market value of equity shares forming part of pension assets.

STI ESG reported a net loss of ₱75.8 million for the three-month period ended September 30, 2022 compared to a net loss of ₱147.8 million for the same period last year.

Total comprehensive loss for the three-month period ended September 30, 2022 amounted to ₱76.1 million compared to a comprehensive loss of ₱149.4 million for the three-month period ended September 30, 2021.

EBITDA is up from ₱9.6 million for the three-month period ended September 30, 2021 to ₱58.1 million for the three-month period ended September 30, 2022. EBITDA margin is 16% for the three-month period ended September 30, 2022 compared to 4% for the same period last year due to reason cited above.

Core income, computed as the consolidated income after income tax derived from the Group's main business of education and other recurring income, amounted to negative ₱113.3 million for the three-month period ended September 30, 2022 compared to core income for the same period last year of negative ₱171.3 million.

## **VI. FINANCIAL RISK DISCLOSURE**

The Group's present activities expose it to liquidity, credit, interest rate and capital risks.

Liquidity risk -Liquidity risk arises from the possibility that the Group may encounter difficulties in raising funds to meet its currently maturing commitments. The Group's liquidity profile is managed to be able to finance its operations and capital expenditures and other financial obligations. To cover its financing requirements, the Group uses internally-generated funds and interest-bearing loans and borrowings. As part of its liquidity risk management program, the Group regularly evaluates the projected and actual cash flow information and continuously assesses conditions in the financial markets for opportunities to pursue fund-raising initiatives.

In relation to the Group's interest-bearing loans and borrowings, the DSCR is also monitored on a regular basis. The DSCR is equivalent to the consolidated EBITDA for the last twelve months divided by total principal and interests due in the next twelve months. The Group monitors its DSCR to keep it at a level acceptable to the Group, the lender bank, and the STI ESG bondholders. The Group's policy is to keep the DSCR at a level not lower than 1.05:1.00.

As at September 30, 2022 and 2021, the Group's DSCR is 2.33:1.00 and 2.04:1.00, respectively. As at June 30, 2022 the Group's DSCR is 1.80:1.00.

Credit risk - Credit risk is the risk that the Group will incur a loss arising from students, franchisees, or counterparties who fail to discharge their contractual obligations. The Group manages and controls credit risk by setting limits on the amount of risk that the Group is willing to accept for each counterparty and by monitoring expenses in relation to such limits.

It is the Group's policy to require the students to pay all their tuition and other school fees before they can get their report cards and other credentials. In addition, receivable balances are monitored on an ongoing basis such that exposure to bad debts is not significant.

Interest rate risk - Interest rate risk is the risk that the fair value or future cash flows of a financial instrument will fluctuate because of changes in market interest rates. While the Group's long-term debt has a floating interest rate, the Group elected to have the interest rate repriced every year, thus minimizing the exposure to market changes in interest rates. The interest rates for the STI ESG bonds are, however, fixed for the 7-year and the 10-year tenors.

Capital risk - The Group's objectives when managing capital is to provide returns for stockholders and benefits for other stakeholders and to maintain an optimal capital structure to reduce the cost of capital.

The Group manages its capital structure and adjusts it in light of changes in economic conditions. The Group is not subject to externally imposed capital requirements.

The Group monitors capital using the D/E ratio, which is computed as the total of current and noncurrent liabilities, net of unearned tuition, and other school fees, divided by total equity. The Group monitors its D/E ratio to keep it at a level acceptable to the Group, the lender bank, and the STI ESG bondholders. The Group's policy is to keep the D/E ratio at a level not exceeding 1.50:1.00.

As at September 30, 2022 and 2021, the Group's D/E ratios are 0.83:1.00 and 1.04:1.00, respectively. As at June 30, 2022 the Group's D/E ratio is 0.88:1.00.

## **VII. AGREEMENTS/COMMITMENTS AND CONTINGENCIES/OTHER MATTERS**

- a. There are no changes in accounting estimates used in the preparation of the unaudited interim condensed consolidated financial statements for the current and prior financial periods.
- b. Except as provided in Note 27 of the Notes to the Unaudited Interim Condensed Consolidated Financial Statements attached as Annex "A," the Group has no other financial and capital commitments.

- c. There are no material events and uncertainties known to management that would address the past and would have an impact on future operations of the Group.
- d. There are no known trends, demands, commitments, events of uncertainties that will have an impact on the Group's liquidity except for the contingencies and commitments enumerated in Note 27 of the Notes to Unaudited Interim Condensed Consolidated Financial Statements attached as Annex "A".
- e. There are no material off-balance sheet transactions, arrangements, obligations (including contingent obligations), and other relationships of the Group with unconsolidated entities or other persons created during the reporting period.
- f. The various loan agreements entered into and the issuance of fixed rate bonds by STI ESG provide certain restrictions and conditions with respect to, among others, change in majority ownership and management and maintenance of financial ratios. STI ESG is fully compliant with all the covenants of the respective agreements. See Notes 17 and 18 of the Notes to Unaudited Interim Condensed Consolidated Financial Statements of the Company attached as Annex "A" for a more detailed discussion. There are no other events that will trigger direct or contingent financial obligations that are material to the Group, including any default or acceleration of an obligation.
- g. There are no known trends, events or uncertainties that have had or that are reasonably expected to have a material favorable or unfavorable impact on net sales/revenues/income from continuing operations except for the contingencies and commitments enumerated in Note 27 of the Notes to Unaudited Interim Condensed Consolidated Financial Statements attached as Annex "A".
- h. There are no significant elements of income or loss that did not arise from the Group's continuing operations.
- i. The Group's business is linked to the academic cycle. For SY 2022-2023, STI ESG has started classes on August 30, 2022 for SHS and September 05, 2022 for tertiary while classes of both SHS and tertiary students for SY2021-2022 started on September 24, 2021, with classes in all schools ending by June of the following year. Accordingly, as discussed in Notes 1 and 3 of the Notes to the Unaudited Interim Condensed Consolidated Financial Statements, the revenue of the Group is expected to be lower during the first quarter of the fiscal year as compared to the other quarters if the number of enrollees remains constant. This information is provided to allow for a proper appreciation of the results of operations of the Group. However, management has concluded that the Group's operation is not highly seasonal.
- j. On March 23, 2017, STI ESG listed its ₱3.0 billion Series 7-year Bonds due 2024 and Series 10-year Bonds due 2027 on the PDEX secondary market. The ₱3.0 billion bond issue is the first tranche of STI ESG's ₱5.0 billion fixed-rate bonds program under its 3-year shelf registration with the SEC. The 3-year shelf registration ended on March 9, 2020. The Bonds carry coupon rates of 5.8085% and 6.3756% for the 7-year and 10-year tenors, respectively. Interests are payable quarterly in arrears on June 23, September 23, December 23, and March 23 or the next business day if such dates fall on non-banking days, of each year commencing on June 23, 2017, until and including the relevant maturity dates (see Note 16 of the Notes to Unaudited Interim Condensed Financial Statements).

- k. On April 21, 2017, STI ESG, Mr. Tony Tan Caktiong (TTC), STI Tanauan, and Injap Investments, Inc. (Injap), referred to collectively as the Joint Venture Parties, entered into an agreement to transform STI Tanauan into a Joint Venture Company which shall operate a farm-to-table school that offers courses ranging from farm production to food services.

The Joint Venture Parties also agreed to increase STI Tanauan's authorized capital stock to an amount that will be agreed upon the Joint Venture Parties in a separate agreement. As agreed by the Joint Venture Parties, the increase in the authorized capital stock will be made through STI Tanauan's declaration of stock dividends to STI ESG based on STI Tanauan's unrestricted retained earnings as at March 31, 2017 and cash payments by the Joint Venture Parties.

The equity sharing in the Joint Venture Company will be 60%, 25% and 15% for STI ESG, TTC and Injap, respectively.

On June 21, 2017, in separate meetings, the stockholders and the BOD of STI Tanauan approved the increase in the authorized capital stock of the corporation from ₱1.0 million divided into 10,000 shares with a par value of ₱100.0 to ₱75.0 million divided into 750,000 shares with a par value of ₱100.0. The increase will be funded through the declaration of stock dividends and cash subscriptions by the shareholders. In the same meeting, the stockholders and the BOD approved the declaration of 150,000 shares as stock dividends with an aggregate par value of ₱15.0 million to be distributed to stockholders of record as at March 31, 2017 based on the unrestricted retained earnings of STI Tanauan as shown in its audited financial statements as at March 31, 2017.

On January 24, 2018 STI ESG subscribed to and fully paid for 35,000 shares at a subscription price of ₱495.0 per share for a total of ₱17.3 million.

On February 26, 2018, STI Tanauan applied with the SEC to increase its authorized capital stock from ₱1.0 million to ₱75.0 million.

On March 2, 2018, the SEC approved the increase and issued the Certificate of Approval on Increase of Capital Stock.

On March 3, 2018, STI Tanauan issued to STI ESG stock dividends of 150,000 shares and 35,000 shares as subscribed by the latter.

Considering the pandemic and its effects on the economy, the parties decided to hold the project in abeyance. In the meantime, STI Tanauan remains a wholly-owned subsidiary of STI ESG and is continuing its operations.

- l. On December 17, 2018, the CHED, Unified Student Financial Assistance System for Tertiary Education Board (UniFAST) and STI ESG signed a memorandum of agreement to avail of the TES and Student Loan Program (SLP) for its students under the Universal Access to Quality Tertiary Education Act (UAQTEA) and its Implementing Rules and Regulations (IRR). The Republic Act No. 10931 or the UAQTEA and its IRR provide, among others, that to support the cost of tertiary education or any part or portion thereof, TES and SLP are established for all Filipino students who enroll in undergraduate and post-secondary programs of private HEIs. Accordingly, the TES and the SLP shall be administered by the UniFAST Board. The annual TES for students, subject to guidelines and implementing

rules and regulations on the release of TES, enrolled in SUCs or CHED recognized LUCs is ₱40.0 thousand. Students enrolled in select private Higher Education Institutions (HEIs) and are qualified to receive the TES, are entitled to ₱60.0 thousand. The TES sharing agreement states that ₱40.0 thousand goes to the TES student grantee and ₱20.0 thousand to the private HEI. The subsidy is for tuition and other related school fees and should cover the living allowance, books, supplies, transportation, and miscellaneous expense. Additional benefits are likewise given to persons with disabilities (PWDs) and graduates of programs with licensure exams amounting to ₱30.0 thousand per annum and ₱10.0 thousand, respectively. Under the TES Program, CHED directly pays the schools where these students enrolled.

m. On October 21, 2019, STI ESG, acting on its own and in behalf of NAMEI (collectively referred to as "STI") and Raft Shore People, Inc. (RAFT), entered into a Cooperation Agreement (the "Agreement") to work together to ensure that the seafarers of the Philippines continue to be the preferred employees of international shipping companies. In summary, the parties agree as follows:

1. Establish a culinary school offering modular culinary courses which shall prepare the students to work on board cruise vessels and to jointly oversee the preparation and implementation of modular culinary and catering courses.
2. To jointly oversee the preparation and implementation of the curriculum for courses such as Bachelor of Science in Marine Transportation, Bachelor of Science in Marine Engineering, Senior High School Maritime track and Maritime Information Technology Programs. The parties likewise endeavor to enhance the curriculum with electives or additional modular courses in keeping with the requirements of the international shipping industry and the International Convention on Standards of Training, Certification and Watchkeeping for Seafarers (STCW).
3. To engage the Dean and other administrators as well as the members of the faculty who are professionals and are highly qualified to provide the students with the requisite education and training which will prepare them for work on board vessels.

The parties recognize that RAFT has already incurred expenses, including faculty costs in preparation for this cooperation agreement and as such, STI ESG will reimburse RAFT US\$150,000, with 50% payable upon signing of the agreement while the remaining 50% will be payable within calendar year 2020. Additionally, and as compensation for jointly overseeing and providing academic governance, selection and management of faculty, as well as curriculum and courseware preparation and implementation for the courses agreed upon, STI shall pay RAFT the sum of US\$10,000 per month beginning January 2020. The parties also agreed that a variable compensation of 5% of the tuition fee shall be paid to RAFT when the student population reaches 2,000 plus an additional 1% variable compensation for every 1,000 enrollees while RAFT shall receive 5% of tuition fee for the culinary/hospitality programs upon reaching a student population of 2,000 plus 1% variable compensation for every 1,000 enrollees. Said variable compensation may be increased from year to year at the discretion of the governing board.

With the current developments in the economy and in the industry, STI ESG and RAFT have started discussing the terms of the agreement and updating the provisions to be aligned with the practices considering the adjustments made in the industry as a result of the pandemic.

- n. In September 2020, STI ESG announced the suspension of the operations of some of its owned schools namely: STI Cebu, STI Iloilo, STI QA and STI Tuguegarao and cessation of operations of STI Pagadian effective SY 2020-2021. Similarly, STI ESG announced the cessation of operations of some of its franchised schools namely: STI Bohol, STI Recto, STI Zamboanga, STI Pasay, STI Dipolog, STI San Francisco and suspension of operations of STI Parañaque effective SY 2020-2021. STI La Union, a franchised school, informed the CHED in June 2021, and the DepEd and TESDA in July 2021, of its decision not to accept enrollees for SY 2021-2022. Further, STI Iloilo ceased to operate effective SY 2022-2023.

On August 5, 2022, CHED approved the site transfer of STI QA to Tanay, Rizal subject to compliance with certain requirements. STI QA has resumed operations on its new site in Tanay, Rizal beginning SY 2022-2023. The permit from DepEd to conduct senior high school classes is still in process as of report date.

- o. President Rodrigo Duterte signed into law on March 26, 2021 the Corporate Recovery and Tax Incentives for Enterprises (CREATE) Act which seeks to develop the national economy towards global competitiveness by implementing tax policies such as lowering the corporate income tax rate and widening the tax base, and by rationalizing the current fiscal incentives by making them time-bound, targeted and performance-based. This was done in an attempt to revitalize the slowing economy, as it is predicted that the measures will attract more investments resulting in productivity enhancement, employment generation, countrywide development, and a more inclusive economic growth, while at the same time maintaining fiscal prudence and stability.

The following are the key changes to the Philippine tax law pursuant to the CREATE Act which have an impact to the Group:

- Preferential income tax rate for proprietary educational institutions is reduced from 10.0% to 1.0% effective on July 1, 2020 to June 30, 2023.
- Exemption from the determination of gain or loss from any exchange of property for stocks in corporations under certain conditions amending Section 40, Subsection C of the National Internal Revenue Code of 1997 which includes among others, merger and consolidation.
- Exemption from the determination of gain or loss from any exchange of property for stocks in corporations under certain conditions amending Section 40, Subsection C of the National Internal Revenue Code of 1997 which includes among others, merger and consolidation.
- Imposition of improperly accumulated earnings tax (IAET) is repealed.

Pursuant to the provisions of the CREATE Act, the Group adopted the 1.0% income tax rate effective on July 1, 2020.

On December 10, 2021, President Rodrigo R. Duterte signed into law RA No. 11635 entitled “An Act Amending Section 27(B) of the NIRC of 1997, as amended, and for other purposes” was signed into law. The law clarifies the entitlement of proprietary educational institutions to the preferential tax rate of 10.0% under the NIRC and the 1.0% income tax rate beginning July 1, 2020 until June 30, 2023, by virtue of the CREATE Law which was published on March 27, 2021 and took effect fifteen (15) days after its complete publication in the Official Gazette or in a newspaper of general circulation or on April 11, 2021.



## Arsenio C. Cabrera

---

**From:** ICTD Submission <ictdsubmission+canned.response@sec.gov.ph>  
**Sent:** Monday, 21 November 2022 4:45 PM  
**To:** Arsenio C. Cabrera  
**Subject:** Re: STI Education Services Group, Inc.\_SEC Form 17-Q For the Quarter Ended 30 September 2022\_21November2022

Your report/document has been SUCCESSFULLY ACCEPTED by ICTD. (Subject to Verification and Review of the Quality of the Attached Document) Official copy of the submitted document/report with Barcode Page (Confirmation Receipt) will be made available after 15 days from receipt through the SEC Express System at the SEC website at [www.sec.gov.ph](http://www.sec.gov.ph)

---

### NOTICE

Please be informed that pursuant to SEC Memorandum Circular No. 3, series of 2021, scanned copies of the printed reports with wet signature and proper notarization shall be filed in PORTABLE DOCUMENT FORMAT (PDF) Secondary Reports such as: 17-A, 17-C, 17-L, 17-Q, ICASR, ICA-QR, ICA-AR, 23-A, 23-B, I-ACGR, ACGR, Monthly Reports, Quarterly Reports, Letters, OPC(ALTERNATE NOMINEE),GIS-G, 52-AR, IHAR,AMLA-CF,NPM,NPAM, BP-FCLC, CHINESEWALL, 39-AR,36-AR, PNFS, MCG, S10/SEC-NTCE-EXEMPT, through email at

[ictdsubmission@sec.gov.ph](mailto:ictdsubmission@sec.gov.ph)

Note: All submissions through this email are no longer required to submit the hard copy thru mail, eFAST or over- the- counter.

For those applications that require payment of filing fees, these still need to be filed and sent via email with the SEC RESPECTIVE OPERATING DEPARTMENT.

Further, note that other reports shall be filed thru the ELECTRONIC FILING AND SUBMISSION TOOL (eFAST) such as: AFS, GIS, GFFS, LCFS, LCIF, FCFS, FCIF, IHFS, BDFS, PHFS etc. ANO, ANHAM, FS-PARENT, FS-CONSOLIDATED, OPC\_AO, AFS WITH NSPO FORM 1,2,3 AND 4,5,6, AFS WITH NSPO FORM 1,2,3 (FOUNDATIONS)

FOR MC28, please go to SEC website:

<https://apps010.sec.gov.ph>

For your information and guidance.

Thank you and keep safe.